



Government of Northwest Territories
Gouvernement des Territoires du Nord-Ouest

Department of Industry, Tourism and Investment

Grants and Contributions

Results Report 2022-2023

Subventions et contributions

du Ministère de l'Industrie, du Tourisme et de l'Investissement

Rapport 2022-2023

Le présent document contient la traduction française du résumé et du message du ministre.

Nov 2023 | Nov 2023

If you would like this information in another official language, call us.
English

Si vous voulez ces informations dans une autre langue officielle, contactez-nous.
French

Kīspin ki nitawihitīn ē nīhīyawihk ōma ācimōwin, tipwāsinān.
Cree

Tłıchq yati k'è è . Dı wegodı newq dè, gots'ō gonede.
Tłıchq

ᑭerihł'ıs Dēne Sųlıné yati t'a huts'elkēr xa beyáyatı theᗘᗘ ᗘat'e, nuwe ts'ēn yółtı.
Chipewyan

Edı gondı dehgáh got'ıe zhatié k'é é edat'éh enahddhę nıde naxets'é edahí.
South Slavey

K'áhshó got'ıne xədə k'é hederı ᗘedıhtł'é yerınıwę ní dé dúle.
North Slavey

Jii gwandak izhii ginjik vat'atr'ıjähch'uu zhit yınohthan jı', diits'át ginohkhii.
Gwich'in

Uvanittuaq ilitchurisukupku Inuvialuktun, ququaqluta.
Inuvialuktun

Ċᓃᗗ ıııᓃᓃᗗ ᗗᗗᗗᗗᗗ ᗗᓃᓃᗗᗗᗗᓃᓃᓃᗗᗗᗗᗗ, ᗗᗗᗗᗗᗗᗗ ᗗᓃᓃᗗᗗᗗᗗᗗᗗ.
Inuktitut

Hapkua titiqqat pijumagupkit Inuinnaqtun, uvaptinnut hivajarlutit.
Inuinnaqtun

Indigenous Languages and Education Secretariat: 867-767-9346 ext. 71037
Francophone Affairs Secretariat: 867-767-9343



TABLE OF CONTENTS

Contents

MINISTER'S MESSAGE	i
MESSAGE DE LA MINISTRE	ii
EXECUTIVE SUMMARY	3
SOMMAIRE	9
BUSINESS SUPPORT AND TRADE.....	15
BUSINESS DEVELOPMENT PROGRAM	15
ECONOMIC DIVERSIFICATION.....	21
AGRICULTURE	21
FISHERIES	27
FILM.....	28
TOURISM AND PARKS	29
MINERAL and PETROLEUM RESOURCES.....	38
MINERAL RESOURCES	37
NWT GEOLOGICAL SURVEY	43
APPENDIX A: Support For Entrepreneur And Economic Development Policy Industry, Tourism and Investment 2021-2022	44



MINISTER'S MESSAGE

During the 2022-2023 fiscal year, the Government of the Northwest Territories and its people, including residents, entrepreneurs, local businesses, and government organizations worked together to strengthen NWT communities.

The grants and contributions offered by the Department of Industry, Tourism and Investment (ITI) supported residents and organizations with their business ventures by providing funding for their innovative projects throughout the year.

This report highlights the numerous grants and contributions leveraged and provided by ITI in partnership with the Government of Canada and organizations like the Business Development and Investment Corporation (BDIC), Northwest Territories

Tourism (NWTT), NWT Chamber of Commerce, NWT & Nunavut Chamber of Mines, and the NWT's network of Community Futures organizations.

In total, ITI directed \$19 million in financial support to 542 clients whose economic initiatives and industrious ideas are strengthening and diversifying our local and regional economies.

Hon. Caitlin Cleveland

Minister of Industry, Tourism and Investment





MESSAGE DE LA MINISTRE

Au cours de l'exercice 2022-2023, le gouvernement des Territoires du Nord-Ouest et sa population, y compris les résidents, les entrepreneurs, les entreprises locales et les organismes gouvernementaux, ont travaillé conjointement pour renforcer les collectivités des TNO.

Les subventions et les contributions versées par le ministère de l'Industrie, du Tourisme et de l'Investissement (MITI) ont soutenu les résidents et les organismes dans leurs entreprises en finançant leurs projets novateurs tout au long de l'année.

Le présent rapport fait état des nombreuses subventions et contributions financées et versées par le MITI en partenariat avec le gouvernement fédéral et des organismes, comme la Société d'investissement et de développement (SID), Tourisme TNO, la Chambre

de commerce des TNO, la Chambre des mines des Territoires du Nord-Ouest et du Nunavut et le réseau des sociétés d'aide au développement des collectivités du Nord.

Au total, le MITI a offert 19 millions de dollars en soutien financier à 542 clients dont les initiatives économiques et les idées commerciales renforcent et diversifient nos économies locales et régionales.

Madame Caitlin Cleveland

**Ministre de l'Industrie, du Tourisme
et de l'Investissement**



PREFACE

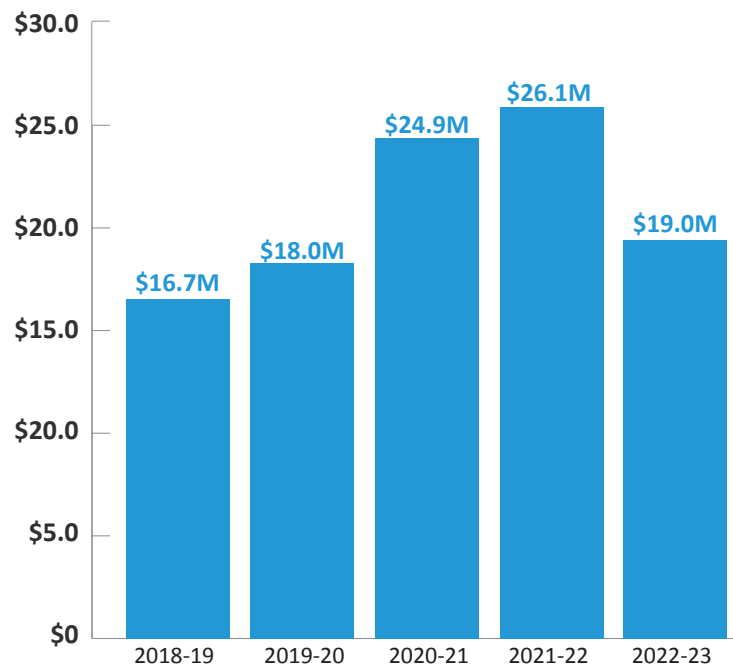
The Department of Industry, Tourism and Investment (ITI), of the Government of the Northwest Territories (GNWT) has a mandate to promote economic self-sufficiency by funding and marketing initiatives designed to foster a positive economic environment in our territory.

This is done through several measures, including the delivery and management of financial grants and contribution programs to clients and agencies in a variety of sectors.

This report provides a summary of grants and contributions provided throughout the 2022-2023 fiscal year.

In the 2022-2023 fiscal year, the GNWT, through ITI, provided \$19.0 million in financial support to 542 individuals, entrepreneurs, businesses, governments, and groups across the Northwest Territories (NWT).

Chart 1: Grants and Contributions Over Past Five Years (\$ millions)



MAJOR GRANTS AND CONTRIBUTIONS

The GNWT provided \$5.6 million in funding for two major NWT wide organizations which, collectively, had a significant impact on the NWT economy and the well-being of individual entrepreneurs and businesses. (Table 1)

Table 1: Contributions by Client exceeding \$1,000,000

Client	Amount
Northwest Territories Tourism	\$3,472,000
NWT Business Development and Investment Corporation	\$2,102,000

A total of 35 major contributions (more than \$100,000) totaling \$6.5 million were made to community, regional and territorial organizations, governments and educational institutions in 2022-2023. (Table 2)

Table 2: Contributions by Client exceeding \$100,000

Client	Amount
Tu'Cho Fishers Cooperative	\$461,165
Tłı̨chǫ Government	\$428,484
Łı́ıdlı̨ Kúé First Nation	\$313,761
Deh Cho Business Development Center	\$311,630
City of Yellowknife	\$280,904
Community Garden Society of Inuvik	\$265,322
Western Arctic Business	\$251,259
NWT & Nunavut Chamber of Mines	\$236,767
Makerspace YK	\$215,000
Thebacha Business Development Services	\$211,299
Town of Norman Wells	\$195,275
Gold Terra Resource Corporation	\$192,642
Akaitcho Business Development	\$188,920
Freshwater Fish Marketing Corporation	\$169,252
The Governors of the University of Alberta	\$174,570
Territorial Agri-Food Association	\$171,856
Arctic Star Exploration Corporation	\$168,000
Mine Training Society	\$167,500
Aurora Nights Lodge	\$155,037
Yellowknives Dene First Nation	\$152,104
Yamoga Lands Corporation	\$144,000
Sahtú Business Development Centre	\$142,500
Kennady Diamonds Incorporated	\$136,800
Redbed Resources Corporation	\$136,800
Fireweed Zinc Limited	\$132,000

Client	Amount
Golden Planet Mining Corporation	\$129,344
Hamlet of Tulita	\$125,000
Nighthawk Gold Corporation	\$124,800
Deninu Kúé First Nations	\$122,600
Łı́ıdlı̨ Kúé Hotel NT Limited	\$110,000
6224 NWT Limited	\$108,549
StrategX Elements Corporation	\$102,000
Drum Lake Lodge	\$100,500
Aurora College	\$100,000
Paul Bros Nextreme Incorporated	\$100,000
Total	\$6,525,639

COMMUNITY, REGION AND TERRITORIAL RESULTS

Grants and contributions are categorized into three overarching community groupings: Yellowknife, Hay River, Inuvik and Fort Smith are categorized as **Level 1** communities. The NWT's 29 remaining communities are identified as **Level 2** communities. Projects that serve more than one community are identified as **Pan-territorial**.

In 2022-2023 29 per cent of grants and contributions went to 29 designated Level 2 communities.

Table 3 shows the allocation of grants and contributions by community and region, and notes the total of contributions made to clients serving, all or, a number of communities.

Chart 2 shows the distribution of funding by region.

Chart 3 presents allocations made to Level 1 and Level 2 communities and territory-wide contributions.

Table 3: Grants and Contributions – By Community, Region and Pan-territorial

Recipients – Community and Region	Amount
Beaufort Delta	\$1,469,753
Aklavik	\$43,372
Fort McPherson	\$26,829
Inuvik	\$1,031,931
Paulatuk	\$12,071
Sachs Harbour	\$5,034
Tsiigehtchic	\$51,880
Tuktoyaktuk	\$191,077
Ulukhaktok	\$107,560
Dehcho	\$1,795,016
Fort Liard	\$58,440
Fort Simpson	\$1,457,681
Jean Marie River	\$29,185
Kakisa	\$60,920
Nahanni Butte	\$60,397
Sambaa K'e	\$77,408
Wrigley	\$50,986
North Slave	\$3,390,805
Behchokò	\$351,796
Gamètì	\$82,688
Łutsel K'e	\$25,620
Tuktoyaktuk	\$2,000
Wekweètì	\$61,548
Whatì	\$155,525

Recipients – Community and Region	Amount
Yellowknife*	\$2,711,628
Sahtú	\$2,038,081
Colville Lake	\$69,800
Déljñę	\$379,183
Fort Good Hope	\$290,544
Norman Wells	\$811,518
Tulita	\$487,036
South Slave	\$2,141,548
Enterprise	\$54,580
Fort Providence	\$28,183
Fort Resolution	\$409,771
Fort Smith	\$606,449
Hay River	\$1,003,993
Hay River Reserve	\$38,572
Pan-Territorial	\$8,173,929
Grand Total	\$19,009,133

* Ndiłq and Dettah are included

Chart 2: Grants and Contributions by Region 2022-2023 (\$19,009,133)

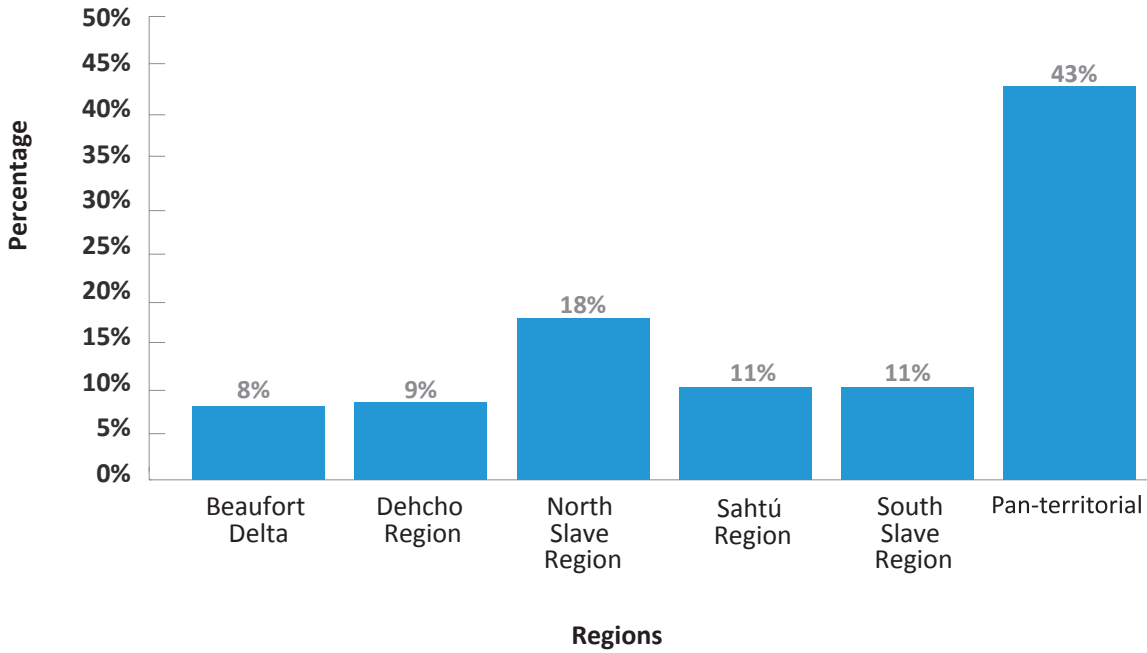
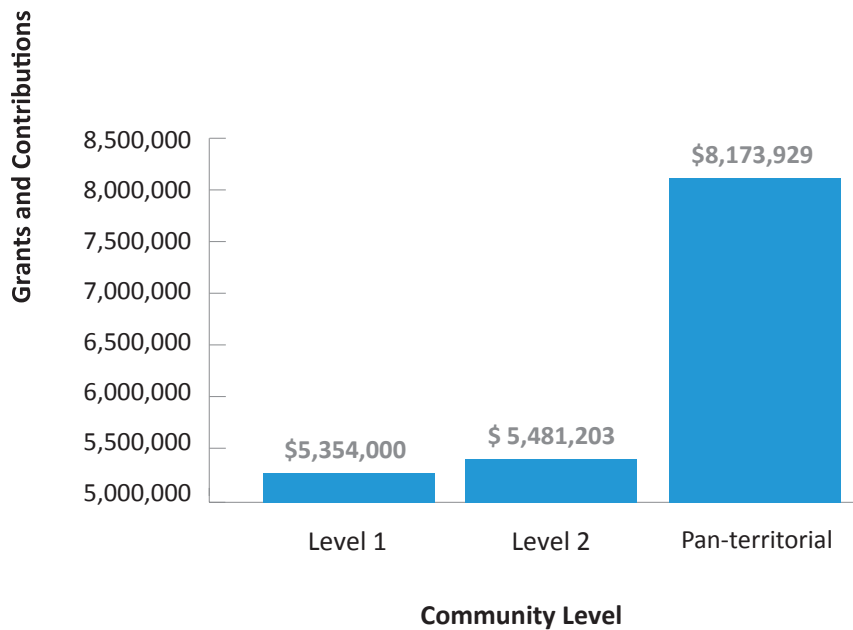


Chart 3: Grants and Contributions by Community Level



SECTOR DISTRIBUTION

The Department’s grants and contribution programs are structured to support three broad investment themes or pillars representing support to the economy of the NWT.

- *Business Services* are contributions designed to support the development of small and medium sized business, and manufacturing in the NWT.
- *Investing in Diversity* encompasses programming around tourism, arts, film, commercial fishing, agriculture, and the traditional economy.
- *Unlocking Our Potential* contributions provide support for the development of the mineral and petroleum economic sectors and the NWT Geological Survey.

As shown in Table 4, contributions described under Business Services accounted for 40 per cent of the Department’s overall grants and contributions.

These contributions are under the Support for Entrepreneurs and Economic Development (SEED) program and through business-support agencies including Community Futures Organizations and the Business Development and Investment Corporation.

Contributions to tourism-related businesses and initiatives accounted for 31 per cent of total grants and contributions.

ITI administered 28 separate funding programs in the 2022-2023 fiscal year.

Table 4: Grants and Contributions by Department Investment and Economic Section 2022-2023

Business Services	Business & Manufacturing Support	\$2,932,345
	Business Support Agencies	\$4,703,046
Investing in Diversity	Agriculture & Fisheries	\$2,244,967
	Tourism & Parks	\$5,874,488
	Traditional Economy	\$472,488
	Community Transfers/ Events	\$492,428
Unlocking Our Potential	Mining & Petroleum Resources	\$2,289,371
Total		\$19,009,133

Chart 4: Grants and Contribution by Investment and Economic Sector

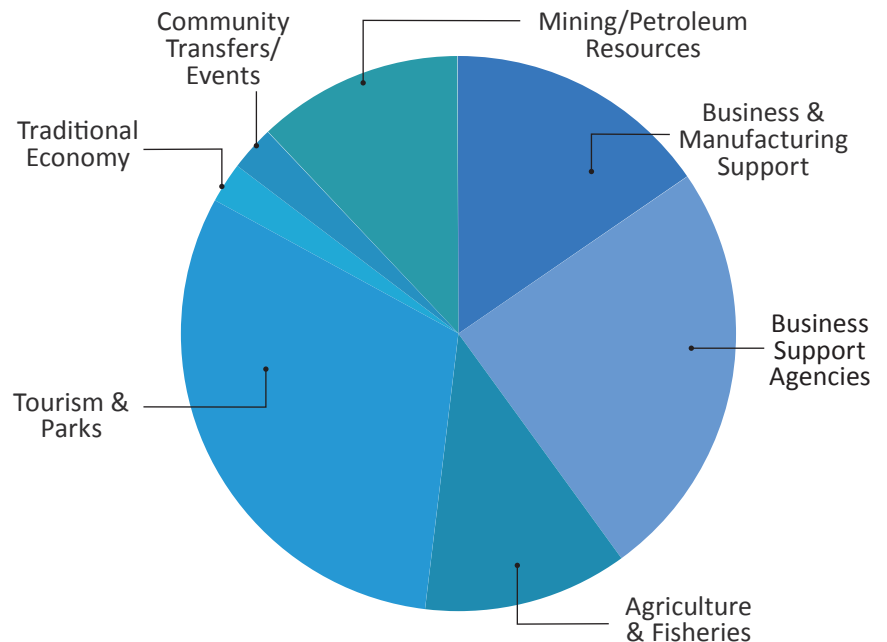


Table 5: Schedule of Contributions as of March 31, 2023

CONTRIBUTIONS	AMOUNT
Economic Diversification and Business Support	
Business Development and Investment Corporation	\$2,102,000
Community Futures	\$790,820
Community Transfer Initiative	\$1,361,091
Support for Entrepreneur and Economic Development (SEED)	\$3,565,500
Great Slave Arts Festival	\$25,000
Advance the Knowledge Economy and Establish Regional Economic Development Plans	\$240,000
Economic Diversification	
Canadian Agricultural Partnership	\$1,051,286
Commercial Fisheries	\$661,317
Northern Foods Development Program	\$532,364
Film Industry Rebate Program	\$100,248
NWT Producer Incentive Pilot Project	\$100,000
Economic Diversification and Business Support Contributions - Various	\$115,647
Total and Business Support and Trade	\$10,645,273
Minerals and Petroleum Resources	
Client Services and Community Relations	
Indigenous Mineral Development Support Program	\$94,196
Mineral and Petroleum Resources	
Mineral Resources	\$252,013
Prospector Training	\$167,500
Northwest Territories Geological Survey	
Mining Incentive Program	\$1,274,246
Scientific Collaborative Research Projects Contribution	\$403,439
Mineral Resources Act Implementation	
Mineral Resources Act Implementation	\$78,927
MPR Various Contributions	\$19,050
Totals Minerals and Petroleum Resources	\$2,289,371
Tourism and Parks	
Community Tourism Coordinator	\$340,000
Community Tourism Infrastructure	\$200,001
Convention Bureau	\$100,000
Tourism Industry Contribution	\$3,308,000
Tourism Product Diversification Program	\$1,014,671
Tourism Skills Development	\$51,419
Visitor Information Centres	\$161,000
Tourism Restart Investment Program	\$767,898
Tourism and Parks - Various	\$131,500
Total Tourism and Parks	\$6,074,489
Totals	\$19,009,133

PRÉFACE

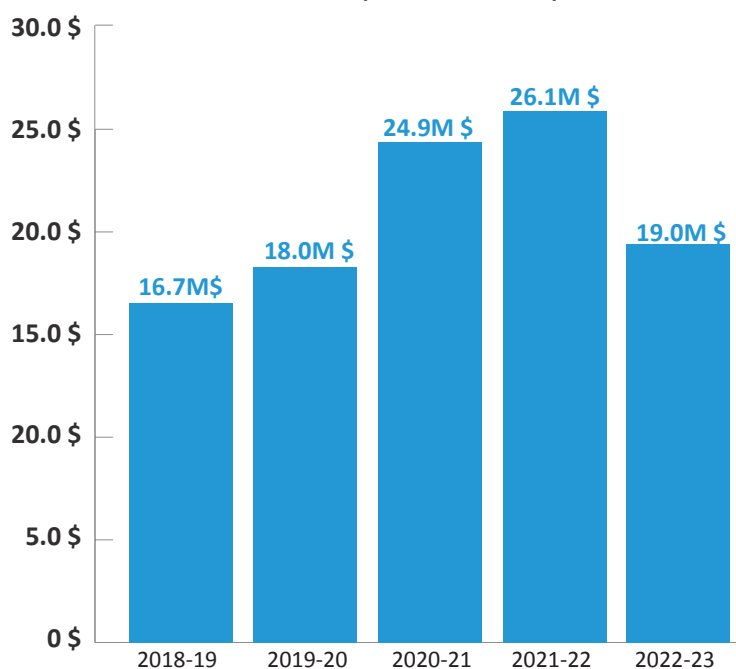
Le gouvernement des Territoires du Nord-Ouest (GTNO), par l'intermédiaire du ministère de l'Industrie, du Tourisme et de l'Investissement (MITI), a pour mission de promouvoir l'autosuffisance économique par mode de financement et initiatives de marketing conçues pour favoriser un environnement économique positif sur notre territoire.

Une série de mesures sont mises en œuvre à ces fins, notamment l'exécution et la gestion de programmes de subventions et de contributions financières destinés à une variété de clients et d'organismes dans de nombreux secteurs.

Le présent rapport résume les subventions et les contributions versées au cours de l'exercice 2022-2023.

Durant l'exercice 2022-2023, le MITI a versé 19 millions de dollars en aide financière à plus de 542 particuliers, entrepreneurs, entreprises, gouvernements et groupes à l'échelle des TNO.

Graphique 1 : Subventions et contributions des cinq derniers exercices (en millions de \$)



SUBVENTIONS ET CONTRIBUTIONS D'ENVERGURE

Le GTNO a accordé 5,6 millions de dollars en financement à deux organismes qui mènent des activités à l'échelle territoriale et qui ont une incidence importante sur le bien-être économique des entrepreneurs et des entreprises des TNO (Tableau 1).

Au total, 35 contributions d'envergure (plus de 100 000 \$) totalisant 6,5 millions de dollars ont été accordées à des organisations, à des gouvernements et à des établissements d'enseignement communautaires, régionaux et territoriaux en 2022-2023 (Tableau 2).

Tableau 1 : Contributions de plus de 1 000 000 \$ par client

Client	Total de la contribution
Tourisme TNO	3 472 000 \$
Société d'investissement et de développement des TNO	2 102 000 \$

Tableau 2: Contributions de plus de 100 000 \$ par client

Client	Total de la contribution
Tu'Cho' Fishers Cooperative	461 165 \$
Gouvernement ṯłchq̱	428 484 \$
Première Nation Łídlı̱ Kúé	313 761 \$
Centre d'aide aux entreprises du Dehcho	311 630 \$
Ville de Yellowknife	280 904 \$
Jardin communautaire d'Inuvik	265 322 \$
Services d'aide aux entreprises de l'Arctique de l'Ouest	251 259 \$
Chambre des mines des Territoires du Nord-Ouest et du Nunavut	236 767 \$
Makerspace YK	215 000 \$
Services d'aide aux entreprises de Thebacha	211 299 \$
Ville de Norman Wells	195 275 \$
Société Gold Terra Resources	192 642 \$
Société de développement des entreprises d'Akaitcho	188 920 \$
Office de commercialisation du poisson d'eau douce	169 252 \$
Les gouverneurs de l'Université de l'Alberta	174 570 \$
Territorial Agri-Food Association	171 856 \$
Arctic Star Exploration Corporation	168 000 \$
Société de formation aux métiers des mines	167 500 \$
Aurora Nights Lodge	155 037 \$
Première Nation des Dénés Yellowknives	152 104 \$

Client	Total de la contribution
Société foncière Yamoga	144 000 \$
Centre d'aide aux entreprises du Sahtú	142 500 \$
Kennady Diamonds inc.	136 800 \$
Redbed Resources Corporation	136 800 \$
Fireweed Zinc Itée	132 000 \$
Golden Planet Mining Corporation	129 344 \$
Hameau de Tulita	125 000 \$
Nighthawk Gold Corporation	124 800 \$
Première Nation Deninu K'ue	122 600 \$
Łídlı̱ Kúé Hotel NT Limited	110 000 \$
6224 NWT Itée	108 549 \$
StrategX Elements Corporation	102 000 \$
Drum Lake Lodge	100 500 \$
Collège Aurora	100 000 \$
Paul Bros Nextreme Inc.	100 000 \$
Total Général	6 533 639 \$

RÉSULTATS À L'ÉCHELLE LOCALE, RÉGIONALE ET TERRITORIALE

La distribution des subventions et des contributions est organisée en trois grands groupes communautaires : les collectivités de niveau 1, soit Yellowknife, Hay River, Inuvik et Fort Smith; les collectivités de niveau 2, soit les 29 autres collectivités ténaises; et les projets panterritoriaux, soit les projets qui visent plus d'une collectivité.

En 2022-2023, 29 % des subventions et des contributions ont été accordées à 29 collectivités désignées de niveau 2.

Le tableau 3 montre l'attribution des subventions et des contributions par collectivité et par région, et fait état du total des contributions versées aux clients qui ont effectué des projets visant toutes les collectivités ou plusieurs d'entre elles.

Le graphique 2 montre la distribution du financement par région.

Le graphique 3 montre l'attribution des subventions et des contributions aux collectivités de niveau 1 et de niveau 2, ainsi que les subventions et contributions accordées à l'échelle territoriale.

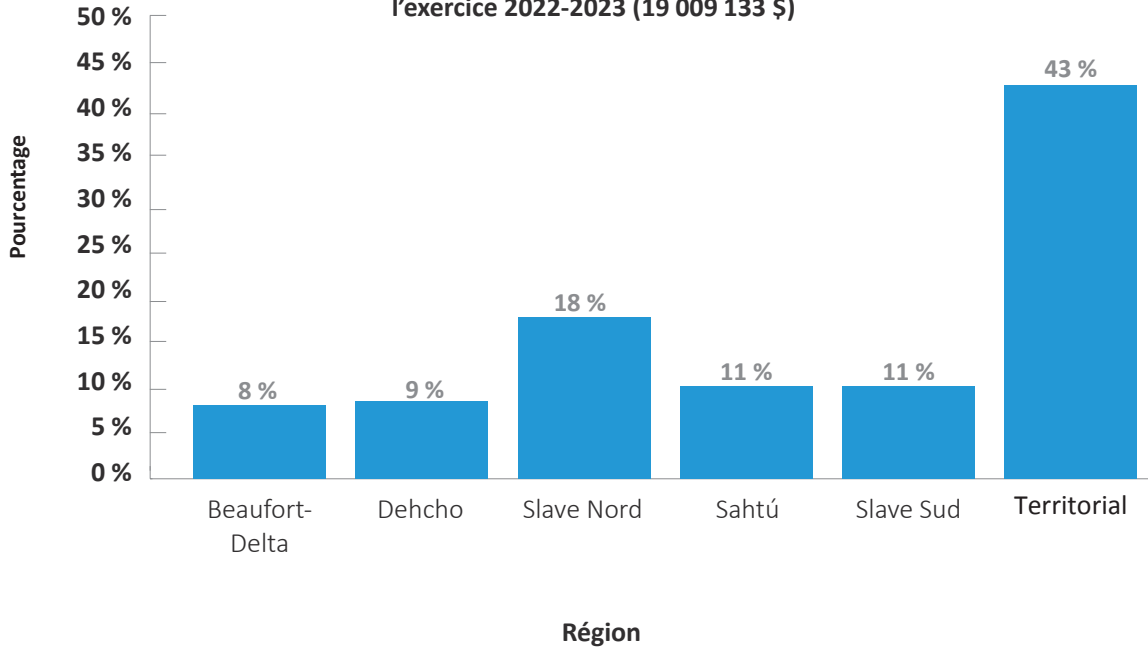
Tableau 3 : Subventions et contributions — par collectivité, par région et panterritoriales

Bénéficiaires (collectivités et régions)	Montant
Région de Beaufort-Delta	1 469 753 \$
Aklavik	43 372 \$
Fort McPherson	26 829 \$
Inuvik	1 031 931 \$
Paulatuk	12 071 \$
Sachs Harbour	5 034 \$
Tsiigehtchic	51 880 \$
Tuktoyaktuk	191 077 \$
Uluksaktok	107 560 \$
Région du Dehcho	1 795 016 \$
Fort Liard	58 440 \$
Fort Simpson	1 457 681 \$
Jean Marie River	29 185 \$
Kakisa	60 920 \$
Nahanni Butte	60 397 \$
Sambaa K'e	77 408 \$
Wrigley	50 986 \$
Région du Slave Nord	3 390 805 \$
Behchokò	351 796 \$
Gamètì	82 68 \$
Łutsel K'e	25 620 \$

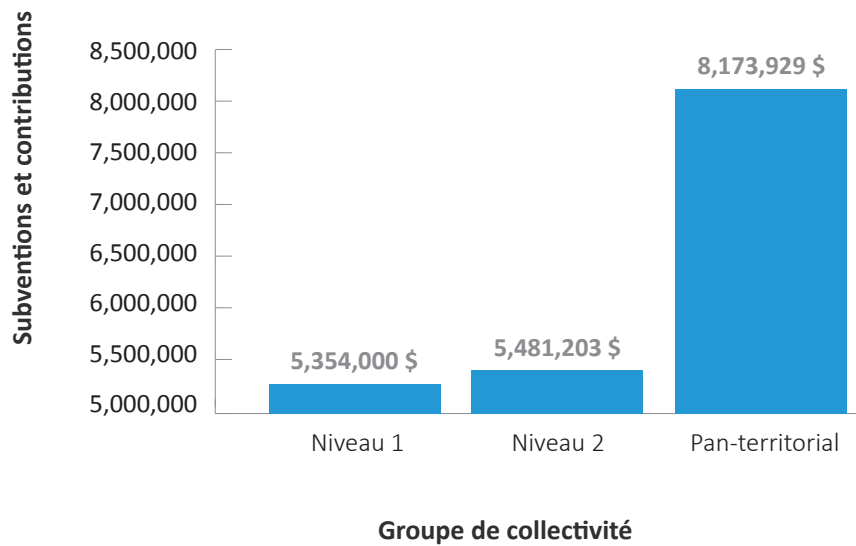
Bénéficiaires (collectivités et régions)	Montant
Tuktoyaktuk	2 000 \$
Wekweètì	61 548 \$
Whatì	155 525 \$
Yellowknife	2 711 628 \$
Région du Sahtú	2 038 081 \$
Colville Lake	69 800 \$
Déljñę	379 183 \$
Fort Good Hope	290 544 \$
Norman Wells	811 518 \$
Tulita	487 036 \$
Région du Slave Sud	2 141 548 \$
Enterprise	54 580 \$
Fort Providence	28 183 \$
Fort Resolution	409 771 \$
Fort Smith	606 449 \$
Hay River	1 003 993 \$
Réserve de Hay River	38 572 \$
Panterritorial	8 173 929 \$
Total général	19 009 133 \$

* Les collectivités de Ndilq̄ et de Dettah sont incluses

Graphique 2 : Subventions et contributions par région pour l'exercice 2022-2023 (19 009 133 \$)



Graphique 3: Subventions et contributions par niveau de collectivité



DISTRIBUTION PAR SECTEUR

Les programmes de subventions et de contributions du Ministère ont été conçus de façon à cibler trois grands secteurs d'investissement représentant le soutien à l'économie des TNO.

- Dans les Services aux entreprises on retrouve les contributions destinées à soutenir le développement des petites et moyennes entreprises et de la fabrication aux TNO.
- Le volet Investir dans la diversité comprend des programmes axés sur le tourisme, les arts, le cinéma, la pêche commerciale, l'agriculture et l'économie traditionnelle.
- Le volet Explorons notre potentiel comprend des contributions qui soutiennent les secteurs économiques des minéraux et du pétrole ainsi que la Commission géologique des TNO.

Comme indiqué dans le tableau 4, les contributions décrites dans Services aux entreprises comptent pour 40 % de l'ensemble des subventions et contributions du Ministère.

Ces programmes sont menés dans le cadre du Programme d'appui aux entrepreneurs et au développement économique (PAEDE) et par des organismes de soutien aux entreprises, comme les organisations d'aide au développement des collectivités du Nord et la Société d'investissement et de développement.

Les contributions aux entreprises et initiatives liées au tourisme ont représenté 31 % du total des subventions et contributions.

Le MITI a administré 28 programmes de financement distincts au cours de l'exercice 2022-2023.

Tableau 4 : Subventions et contributions par secteur économique et d'investissement du MITI en 2022-2023

Services aux entreprises	Soutien au commerce et à la fabrication	2 932 345 \$
	Agences de soutien aux entreprises	4 703 046 \$
Investir dans la diversité	Agriculture et pêches	2 244 967 \$
	Tourisme et parcs	5 874 488 \$
	Économie traditionnelle	472 488 \$
	Événements communautaires et transfert des responsabilités aux collectivités	492 428 \$
Explorons notre potentiel	Ressources minières et pétrolières	2 289 371 \$
Total		19,009,133 \$

Graphique 4 : Subventions et contributions par secteur économique

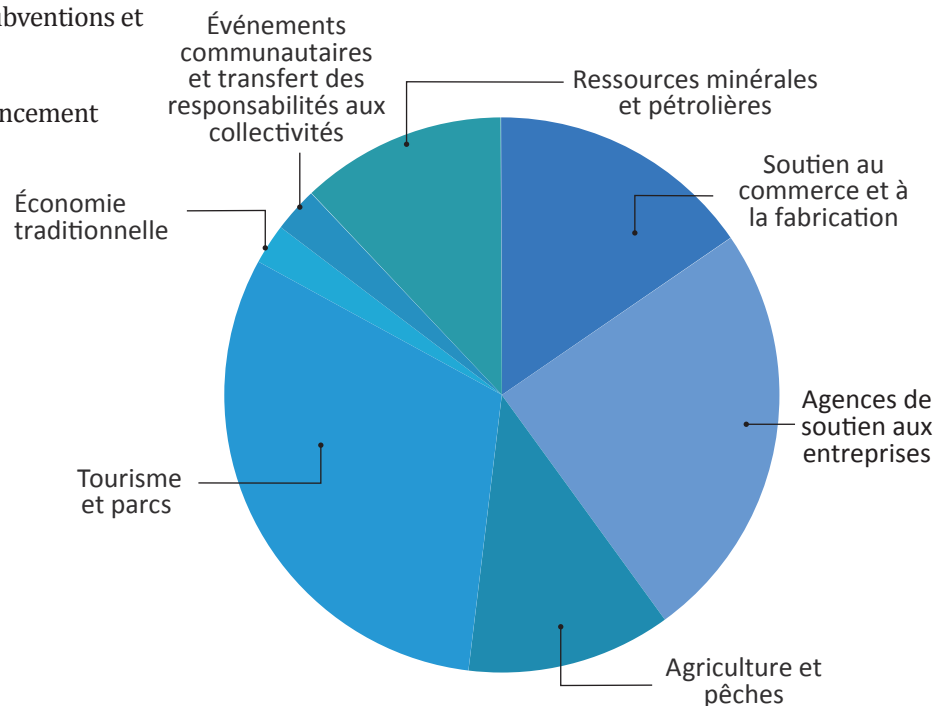


Tableau 5: Contributions en date du 31 mars 2023

PROGRAMME	MONTANT
Aide aux entrepreneurs et au développement économique	
Société d'investissement et de développement des TNO	2 102 000 \$
Réseau de développement des collectivités	790 820 \$
Projet de transfert de responsabilités à la collectivité	1 361 091 \$
Programme d'appui aux entrepreneurs et au développement économique (PAEDE)	3 565 500 \$
Festival d'art Great Slave	25 000 \$
Exécution des plans pour l'économie du savoir et mise en place de plans de développement économique régional	240 000 \$
Diversification économique	
Partenariat canadien pour l'agriculture	1 051 286 \$
Pêche commerciale	661 317 \$
Programme de développement des aliments du Nord	532 364 \$
Programme de remises pour le cinéma des TNO	100 248 \$
Programme d'encouragement pilote pour les producteurs des TNO	100 000 \$
Aides aux entrepreneurs et au développement économique (activités diverses)	115 647 \$
Total Soutien aux entreprises et au commerce	10 645 273 \$
Ressources minérales et pétrolières	
Services à la clientèle et relations communautaires	
Programme de soutien de l'exploitation minière autochtone	94 196 \$
Ressources minérales et pétrolières	
Ressources minérales	252 013 \$
Formation des prospecteurs	167 500 \$
Commission géologique des Territoires du Nord-Ouest	
Programme d'encouragement aux activités minières	1 274 246 \$
Projets de recherche scientifique collaborative	403 439 \$
Mise en œuvre de la Loi sur les ressources minérales	
Mise en œuvre de la <i>Loi sur les ressources minérales</i>	78 927 \$
Industrie des ressources pétrolières et minérales (contributions variées)	19 050 \$
Total Ressources pétrolières et minérales	2 289 371 \$
Tourisme et parcs	
Programme de coordination du tourisme communautaire	340 000 \$
Programme communautaire de contribution à l'infrastructure touristique	200 001 \$
Bureau des congrès	100 000 \$
Contribution pour l'industrie du tourisme	3 308 000 \$
Programme de diversification et de commercialisation des produits touristiques	1 014 671 \$
Programme de perfectionnement des compétences en tourisme	51 419 \$
Centres d'information touristique	161 000 \$
Programme d'investissement pour le redémarrage du tourisme	767 898 \$
Tourisme et parcs (activités diverses)	131 500 \$
Total Tourisme et parcs	6 074 489 \$
Total des contributions	19 009 133 \$

BUSINESS SUPPORT AND TRADE

BUSINESS DEVELOPMENT PROGRAM COMMUNITY FUTURES

Purpose

Community Futures Development Corporations (CFDCs) operate independently of government as non-profit organizations overseen by volunteer Boards of Directors representative of the region and communities that they serve. CFDCs provide access to capital and business support services to entrepreneurs in their operating area.

Through ITI, the GNWT supports CFDCs under the Community Futures Program – a community-based economic development initiative, delivered in each region.

Eligibility

Community Futures Development Corporations in good standing.

Grant/Contribution

Contribution

Maximum Amount Available Per Applicant

N/A

Program Budget

\$825,000 for the 2022-2023 fiscal year

Program Manager

Director of Business Support and Trade Division

Policy Authority

Established under the authority of the Minister of Industry, Tourism and Investment.

Application Process

Operations funding, via the Community Futures Program, is based on a Contribution Agreement model.

Results Reporting

In the 2022-2023 fiscal year, \$790,820

The breakdown by Community for Community Futures is listed in Table 6.

Table 6 : Community Futures

Recipient	Community	Amount
Total South Slave Region		\$155,000
Thebacha Business Development Services	Fort Smith	\$155,000
Total North Slave Region		\$80,420
Akaitcho Business Development	Yellowknife	\$80,420
Total Sahtú Region		\$112,500
Sahtú Business Development Centre	Norman Wells	\$112,500
Total Beaufort Delta Region		\$239,270
Western Arctic Business	Inuvik	\$239,270
Total Dehcho		\$203,630
Deh Cho Business Development Centre	Fort Simpson	\$203,630
Total of all contributions:		\$790,820

COMMUNITY TRANSFER INITIATIVES

Purpose

Under the Community Transfer Initiative (CTI), salary and operations funding is provided to Northwest Territories communities to employ Economic Development Officers responsible for servicing that community.

Eligibility

All NWT communities are eligible to request the transfer of an ITI EDO position, where one has not already been transferred.

Grant/Contribution

Contribution

Maximum Amount per Applicant

The maximum amount allocated per applicant varies by community depending on remoteness and whether the community is eligible for a half or full time position.

Program Budget

\$1,587,000 for the 2022-2023 fiscal year

Program Manager

Director of Business Support and Trade Division

Policy Authority

Established under authority of the Minister of Industry, Tourism and Investment

Application Process

Funding is through negotiated agreements.

Results Reporting

CTI Economic Development Officers deliver ITI programming in the community they serve as well as assisting with and directing economic development initiatives. Results of the Community Transfer Initiative are reported by ITI Regional Offices. Reporting includes an annual operational plan, a quarterly activity report and a performance appraisal for the EDO.

For the 2022-2023 fiscal year, **12 NWT** communities participated in the Community Transfer Initiatives Program. \$1.36 million in funding was contributed (including accruals at year end).

Chart 5 provides a summary of transfer amounts for the past three fiscal years.

The breakdown by Community for Community Transfer Initiatives is listed in Table 7 (next page).

Chart 5: Community Transfer Initiatives 2020-2021 to 2022-2023

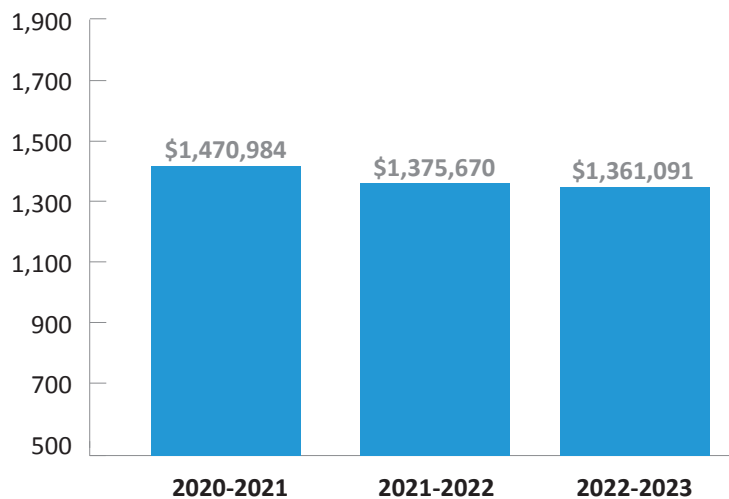


Table 7. Community Transfer Initiatives Program

Program Detail	Community	2020-2021	2021-2022	2022-2023
Akaitcho Business Development Corp.	Yellowknife	\$108,500	\$108,500	\$108,500
City of Yellowknife	Yellowknife	\$ 50,000	\$50,000	\$50,000
Dehcho Business Development Centre	Fort Simpson	\$108,000	\$108,000	\$108,000
Déłıne Got'ıne Government	Déłıne	\$120,000	\$60,000	\$60,000
Deninu K'ue First Nation	Fort Resolution	\$116,000	\$116,000	\$116,000
Hamlet of Tuktoyaktuk	Tuktoyaktuk	\$200,000	\$0	\$0
Hamlet of Tulita	Tulita	\$120,000	\$120,000	\$120,000
Hamlet of Ulukhaktok	Ulukhaktok	\$0	\$0	\$0
Łııdlı Kúé First Nations	Fort Simpson	\$0	\$13,750	\$46,000
Sahtú Business Development Corp.	Norman Wells	\$120,000	\$120,000	\$30,000
Tłıchq Government	Whatı, Gamètı & Wekweètı	\$292,620	\$227,920	\$292,620
Tsiigehtchic Charter Community	Tsiigehtchic	\$40,816	\$59,500	\$46,971
Town of Norman Wells	Norman Wells	\$0	\$60,000	\$60,000
Ulukhaktok Community Corporation	Ulukhaktok	\$75,047.51	\$136,000	\$70,000
Yamoga Lands Corporation	Fort Good Hope	\$120,000	\$120,000	\$144,000
Yellowknives Dene First Nations	Yellowknife	\$0	\$75,000	\$109,000
Total		\$1,470,983.51	\$1,374,670	\$1,361,091

SUPPORT FOR ENTREPRENEURS AND ECONOMIC DEVELOPMENT

Purpose

The Support for Entrepreneurs and Economic Development (SEED) Policy allows for contributions that will support business starts; develop business capacity and skill levels; and help communities stimulate their local economies.

Eligibility

All NWT businesses, residents, business associations and band or community councils may be eligible. Specific eligibilities are provided under each program category.

Grant/Contribution

Contribution

Maximum Amount Available Per Applicant

With the exception of the Strategic Investments Program, which allows for contributions up to \$75,000, the maximum amount available is \$25,000, depending on the program category. Clients may access more than one program category in a fiscal year but there is a cap of \$30,000 to any one client in a single fiscal year.

Program Budget

For the 2022-2023 fiscal year, available funding under the SEED policy was \$3,866,000. This funding is inclusive of \$160,000 set aside for projects in the film sector, \$125,000 set aside for projects in the arts and crafts sector, and \$50,000 set aside for the Prospector Grubstake Program.

Program Manager

Director of Business Support and Trade Division

Policy Authority

Established under the authority of the Minister of Industry, Tourism and Investment

Application Process

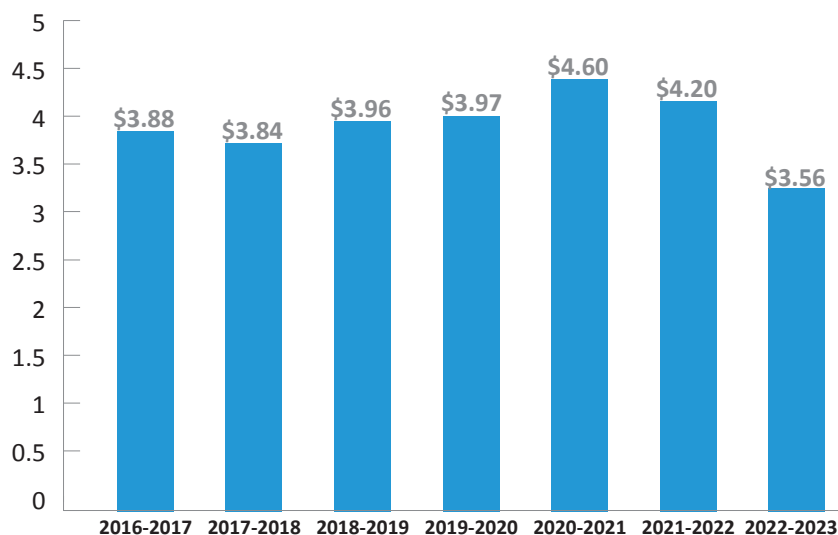
Application forms may be obtained online or from any local Industry, Tourism and Investment office. A Contribution Agreement will be drawn up for a successful applicant. Specific terms and conditions vary according to the nature of the contribution and the project or activity being supported.

Results Reporting

In the 2022-2023 fiscal year, ITI provided \$3.6 million in contributions to 373 individuals, businesses and organizations in the NWT; down from \$4.2 million in 2021-2022 and \$4.6 million in 2020-2021.

See Appendix A for a full reporting of SEED contributions by regions and clients.

Chart 6: SEED Allocations - 2016-2017 to 2022-2023 (\$ millions)



By SEED Policy Program

Contributions made under the SEED Policy fall under six program categories (Table 8):

- Entrepreneur Support
- Operational Support for Businesses Affected by Wildfire Evacuation
- Sector Support
- Community Economic Development
- Micro Business
- Business Intelligence and Networking
- Strategic Investments

And one schedule:

- Film Industry Funding

Table 8: SEED Allocations by Policy Programs

SEED Policy Program	Contribution (\$)	Share (%)
Business Intelligence and Networking	\$134,348	3.8%
Community Economic Development	\$811,017	22.8%
Entrepreneur Support	\$1,643,858	46.2%
Micro-Business	\$477,869	13.4%
Sector Support	\$64,817	1.8%
Strategic Investment	\$424,724	11.9%
Total	\$3,556,632	100.0%
Year-End Adjustments	\$8,868	-
Grand Total	\$3,565,500	

By Community Level

Under the SEED Policy, NWT communities are defined as:

Seed Community Levels	
Level 1: The most developed communities in the NWT. These communities have well developed community business infrastructure and air/road transportation links.	Fort Smith, Hay River, Inuvik, and Yellowknife
Level 2: Communities with less-developed business infrastructure and air/road transportation links.	All Other Communities

Table 9: SEED Allocations by Community Level

Community Level	Contribution \$	Share (%)
Level 1	\$1,393,459	39%
Level 2	\$2,003,744	56%
NWT-wide	\$159,429	4%
Total	\$3,556,632	100%
Year-End Adjustments	\$8,868	-
Grand Total	\$3,565,500	

By Economic Sector

Under the SEED Policy, contributions are categorized into different economic sectors during the evaluation process. Where more than one sector could be considered for a project the most appropriate sector is chosen.

Table 10 shows the economic sectors that received SEED funding in 2022-2023:

Table 10: SEED Allocations by Economic Sector

Economic Sector	Contribution \$	Share (%)
Accommodation and Food Services	\$374,400	10.5%
Agriculture	\$41,790	1.2%
Arts and Crafts	\$469,159	13.2%
Business Services	\$161,032	4.5%
Construction	\$254,402	7.2%
Educational Services	\$101,644	2.9%
Entertainment and Recreation	\$136,129	3.8%
Film	\$144,637	4.1%
Finance and Insurance	\$3,756	0.1%
Fisheries	\$12,920	0.4%
Forestry and Logging	\$40,347	1.1%
Health Care and Social Assistance	\$12,056	0.3%
Information and Cultural Industries	\$9,792	0.3%
Management of Companies and Enterprises	\$60,000	1.7%
Manufacturing	\$191,564	5.4%
Mining and Mineral Exploration	\$15,925	0.4%
Oil and Gas	\$15,225	0.4%
Other Services	\$470,127	13.2%
Professional, Scientific and Technical Services	\$76,963	2.2%
Public Administration	\$313,332	8.8%
Real Estate and Rental and Leasing	\$6,778	0.2%
Retail Trade	\$109,176	3.1%
Traditional Harvesting	\$66,196	1.9%
Transportation and Warehousing	\$114,946	3.2%
Travel and Tourism	\$354,336	10.0%
Total	\$3,556,632	100.0%
Year-End Adjustments	\$8,868	-
Total	\$3,565,500	

ECONOMIC DIVERSIFICATION

AGRICULTURE & FISHERIES

The food production sector is important to the Northwest Territories in many ways. It is at the confluence of culture, economic diversity and food security, and is the heart of a thriving territory.

CANADIAN AGRICULTURAL PARTNERSHIP – VARIOUS INITIATIVES

Background to Multilateral Agreement

The five-year multilateral Canadian Agricultural Partnership (the Partnership) came into effect on April 1, 2018. Its goals are to build sector capacity, diversify local economies and encourage market access to fresh food in the NWT. The Partnership is cost shared on a 40:60 basis.

The annual federal government contribution equates to \$732,600, while the GNWT provides up to \$488,400.

The purpose of contributions of various initiatives investments are intended to build resource capacity, promote greater agriculture awareness, encourage local and commercialized food production and facilitate access and marketability of NWT agrifood products.

Eligibility

NWT-based participants in the agriculture sector including private sector partners or organizations involved in the planning, delivery and support of one or more of the six strategic priorities set out under the Partnership.

- Market and Trade
- Science, Research and Innovation
- Risk Management
- Environmental Sustainability and Climate Change
- Value-Added Agriculture and Agri-Food Processing
- Public Trust

Grant/Contribution

Contribution

Maximum Amount per Applicant

The maximum amount allocated per applicant varies based on the initiative and relevant program terms and conditions.

Program Budget

\$1,117,000 for the 2022-2023 fiscal year

Program Managers

Director of Economic Diversification and ITI Regional Superintendents.

Policy Authority

Established under authority of the Minister of Industry, Tourism and Investment

Application Process

Application forms may be obtained online or from any local Industry, Tourism and Investment office. A Contribution Agreement will be drawn up for a successful applicant. Specific terms and conditions vary according to the nature of the contribution and the project or activity being supported.

Results Reporting

Actual expenditures by ITI as the GNWT's cost shared portion of the Partnership were \$420,514. Investments in contributions totaled \$630,772 including both federal and territorial amounts.

The following tables show initiatives funded in the 2022-2023 fiscal year under the Partnership.

Table 11. Canadian Agriculture Partnership - Allocation by Recipient, Project and Location

Region/ Type/ Projects Funded Under	Recipients	Project & Purpose	Location	Amount
NORTH SLAVE REGION				
MARKETS AND TRADE				
Market Development Program	Boreal Cultivation Incorporated	Marketing activities	Yellowknife	\$11,606
	Boreal Cultivation Incorporated	Saskatchewan Provincial Registration	Yellowknife	\$2,075
	Northern Roots Consulting	Development of residential market garden	Yellowknife	\$3,000
	Yellowknife Farmer's Market	2022 harvesters table development	Yellowknife	\$6,000
	Yellowknife Farmer's Market	Purchase of Fertilizer and bio-controls	Yellowknife	\$9,000

Region/ Type/ Projects Funded Under	Recipients	Project & Purpose	Location	Amount
NORTH SLAVE REGION				
Small Scale Foods	City of Yellowknife	To assist to Build Your Own Garden Program	Yellowknife	\$7,404
	Community Government of Behchokò	To assist with Agriculture awareness/ community garden	Behchokò	\$9,127
	Community Government of Gamètì	To assist with purchasing equipment	Gamètì	\$64,000
	Yellowknives Dene First Nation	To assist with the community gardens and market	Yellowknife	\$15,000
	Yellowknives Dene First Nation	To assist with the Community Gardens	Yellowknife	\$15,000
	Yellowknives Dene First Nation	To assist with the summer market Dettah and Ndilò	Yellowknife	\$10,000
	YK Women's Society	To assist with Phase 1 Women in Garden project	Yellowknife	\$8,210
PUBLIC TRUST				
Agriculture Awareness Program	Community Government of Gamètì	To assist with hiring a consultant to see how to optimize the development of the community garden	Gamètì	\$8,750
VALUE -ADDED AGRICULTURE AND AGRI-FOOD PROCESSING				
	Laughing Lichen Wildcrafted Herb & Tea	To assist with the electrical installation of a new solar power system	Yellowknife	\$14,024
	Boreal Cultivation Incorporated	To assist with completing the wall panelling in flower room	Yellowknife	\$15,000
	Boreal Cultivation Incorporated	To assist with the purchase special grow lights	Yellowknife	\$15,000
	Boreal Cultivation Incorporated	To assist with the purchase soil amendments	Yellowknife	\$10,500
	Boreal Cultivation Incorporated	To assist with Building fences and edging to protect gardens	Yellowknife	\$3,000
	Boreal Cultivation Incorporated	To assist with purchasing fertilizer and bio-controls	Yellowknife	\$3,000
Total North Slave Region				\$229,696
SOUTH SLAVE REGION				
MARKETS AND TRADE				
Market Development Program	Riverside Growers	To assist with training and planning next steps for rebuild after flood	Hay River	\$4,522
	Riverside Growers	To assist with transportation costs	Hay River	\$5,000
Small Scale Foods	Early Bird Homestead Limited	To assist with purchase of material for product and service expansion	Fort Smith	\$4,571
	Hamlet of Fort Resolution	To assist with purchase of material for two garden sheds and equipment	Fort Resolution	\$22,737
	Salt River First Nation #195	To assist with preparing for take a kid gardening program	Fort Smith	\$6,898
	Town of Fort Smith	To assist with managing and overseeing the Mission Park community garden	Fort Smith	\$10,000

SOUTH SLAVE REGION				
Agriculture Training Program	Flat World Alpaca	To assist with purchase of electric fencing	Hay River	\$1,325
VALUE -ADDED AGRICULTURE AND AGRI-FOOD PROCESSING				
Agriculture and Food Processing Development Program	Riverside Growers	To assist with the purchase of a water treatment system	Hay River	\$11,545
	Benoit, Mark	To assist with purchase of square bar	Hay River	\$15,000
	Dean, Darrell	To assist with purchase of a 2022 holland round baler	Hay River	\$15,000
	Dean, Darrell	To assist with purchase of an AGCO 9435 front wheel assist tractor	Hay River	\$15,000
	Dean, Darrell	To assist with purchase of livestock panels	Hay River	\$11,996
	Dean, Darrell	To assist with purchase of used farming equipment	Hay River	\$9,000
	Dean, Darrell	To assist with purchase of used farming equipment	Hay River	\$6,408
	CPOW Productions	To assist with purchase of greenhouse	Fort Smith	\$50,038
	Pekok, Sharon Lynn	To assist with purchase of greenhouse	Hay River	\$16,328
Total South Slave Region				\$205,368
BEAUFORT DELTA REGION				
MARKETS AND TRADE				
Small Scale Foods	Community Garden Society of Inuvik	To assist in hiring a consultant to complete renovations	Inuvik	\$ 11,244
	Community Garden Society of Inuvik	To assist in hiring a consultant to complete renovations	Inuvik	\$ 63,176
	Community Garden Society of Inuvik	To assist with the Year-round Winter Gardening Program	Inuvik	\$ 67,637
VALUE -ADDED AGRICULTURE AND AGRI-FOOD PROCESSING				
Agriculture and Food -Processing Development Program	Community Garden Society of Inuvik	To assist with the purchase of seeds and supplies	Inuvik	\$21,845
Total Beaufort Delta Region				\$163,902
SAHTÚ REGION				
MARKETS AND TRADE				
Small Scale Foods	FGH Arts & Garden Society	To assist with the community garden	FGH	\$17,619
	Town of Norman Wells	Hire Community Garden Coordinator	Norman Wells	\$8,000
	Tulita Gardening Society	To assist with the community garden	Tulita	\$15,650
VALUE -ADDED AGRICULTURE AND AGRI-FOOD PROCESSING				
Agriculture and Food Processing Development Program	Ayoni Keh Land Corporation	To assist with the Agri Infrastructure project	Colville Lake	\$20,000
	Behdzi Ahda First Nation	To assist with the heated seasonal greenhouse	Colville Lake	\$24,000
	Town of Norman Wells	To assist with community garden & "Eat Norman Wells" community initiative	Colville Lake	\$60,885

SAHTÚ REGION				
VALUE-ADDED AGRICULTURE AND AGRI_FOOD PROCESSING				
Agriculture and Food Processing Development Program	McNeely Gardens	Assist with costs of a produce store and processing facility expansion	Fort Good Hope	\$41,550
	McNeely Gardens	Assist with costs of a processing facility electrical upgrade	Fort Good Hope	\$32,392
	Sahtú Gardens	Assist with the costs for the country foods business expansion	Norman Wells	\$7,970
	Tulita Gardening Society	Assist with 365 greenhouse	Tulita	\$44,571
Total Sahtú Region				\$146,154
DEHCHO REGION				
MARKETS AND TRADE				
Agriculture Training Program	Sambaa K'e First Nation	To provide assistance with agricultural training-Soil Food Web Online course	Sambaa K'e	\$800
Market Development Program	Bittner, Claudia o/a C.O. Gardening	To assist with start-up costs for the company	Fort Simpson	\$1,316
	FTL Farm	To assist in developing a business plan	Fort Liard	\$7,474
	Open Sky Creative Society	To provide assistance to host farmer's markets in Fort Simpson, NT	Fort Simpson	\$19,107
Small Scale Foods	Ecology North	To assist with school garden program	Yellowknife	\$19,769
	Liard Valley General Store & Motel Ltd.	To assist with community garden coordinator wages	Fort Liard	\$5,000
	Nahanni Butte Dene Band	To provide assistance in relocating the community garden and setting up the green house	Nahanni Butte	\$14,128
	Pehdzeh Ki First Nation	To provide assistance in purchasing green house and garden start-up costs	Wrigley	\$45,761
	Sambaa K'e First Nation	To provide assistance with garden coordinator wages and start-up costs for 2023 Spring	Sambaa K'e	\$11,754
VALUE-ADDED AGRICULTURE AND AGRI_FOOD PROCESSING				
Agriculture and Food Processing Development Program	Two Willows Gardens & Greenery	To provide assistance with purchase of microgreens and start-up costs	Fort Simpson	\$6,647
	Bittner, Claudia o/a C.O. Gardening	To provide assistance in purchasing garden supplies and tools	Fort Simpson	\$2,555
Total Dehcho Region				\$134,310
HEADQUARTERS				
PUBLIC TRUST				
Agriculture Awareness Program	Territorial Agri-Food Association	To assist with a series of initiatives: Brand Identity and Develop webinars	Territorial	\$171,856
Total Headquarters Region				\$171,856
TOTAL				\$1,051,286

NORTHERN FOOD DEVELOPMENT PROGRAM

Purpose

To remove barriers, create employment and develop the NWT food production sector by supporting producers of northern fish, meat and other food products made available for sale to NWT consumers.

Eligibility

NWT residents and businesses, co-operatives, community based organizations and associations engaged in the local production of food.

Grant/Contribution

Contribution

Maximum Funding Available Per Applicant

The maximum level of funding made available is dependent on the type of activity undertaken.

Program Budget

\$550,000 for the 2022-2023 fiscal year

Program Manager

ITI Regional Superintendents

Policy Authority

Established under authority of the Minister of Industry, Tourism and Investment.

Application Process

The SEED application form is used for the Northern Food Development Program. The SEED application form is available online or at the Regional and Headquarters offices of ITI. Regional Offices are available to discuss project proposals and assist with the completion of applications.

Results Reporting

For the 2022-2023 fiscal year, ITI provided \$532,364 in direct funding through the Northern Food Development Program to individuals, businesses, educational institutions and Indigenous governments in all five regions across the NWT as shown in Table 12.

Table 12: Northern Food Development

Recipient	Project/Purpose	Community	Amount
Total South Slave Region			\$85,747
Benoit, Mark	To assist with costs to purchase a square baler	Hay River	\$11,100
Buckley, Barry	To assist with upgrading outboard motors for commercial fishing	Hay River	\$20,000
Emes, Brian	To assist with upgrades to summer commercial fishery	Hay River	\$4,627
McCallum, Marius	To assist with costs for a new snowmachine and repairs to bombardier	Hay River	\$10,028
McCallum, Marius	To provide marketing support for fish fillets	Hay River	\$924
North Country Inn	To assist with costs to purchase a freeze dry machine	Hay River	\$3,172
Northwest Territory Metis Nation	To assist with a fishery training project	Hay River	\$27,850
Pekok, Sharon Lynn	To assist with costs to attend the Grown NWT Conference	Hay River	\$492
Richardson, David	To assist with upgrades to summer commercial fishery	Hay River	\$7,554
Total North Slave Region			\$158,167
Arctic Harvest	To assist with the purchase of a trailer and osmosis membranes	Yellowknife	\$2,776
Great Slave Bottling Company Limited	To assist with the cost to buy Canadian Standards Association equipment for repairs/upgrades	Yellowknife	\$47,030
Great Slave Fish Products Limited	To assist with a fillet processing area	Yellowknife	\$25,000
Lang, Becky	To assist with the purchase of fishing technology and marketing	Yellowknife	\$7,218
Laughing Lichen Wildcrafted Herb & Tea	To assist with the purchase of batteries and solar equipment	Yellowknife	\$23,959
Michael Martin - North Arm Fishing Co.	To assist with purchasing a fishing vessel and equipment	Yellowknife	\$11,578
NWT Fish Company Limited	To assist with the winter equipment upgrade	Yellowknife	\$32,557
Vaillancourt, Stephanie	To assist with purchasing a boat motor, propane heater and nets	Yellowknife	\$8,049

Recipient	Project/Purpose	Community	Amount
Total Sahtú Region			\$129,117
Sahtú Divisional Education Council	To assist with the cost for a Greenhouse and supplies	Délıne	\$62,240
Sahtú Gardens	To assist to purchase new equipment	Norman Wells	\$8,100
Sahtú Renewable Resources Board	To assist with a Muskox preparation instructional video	Tulita	\$15,000
Tulita Gardening Society	To assist to purchase composting bins	Tulita	\$8,777
Tulita Gardening Society	To assist with the greenhouse construction	Tulita	\$10,000
Tulita Renewable Resources Council	To assist to purchase processing equipment	Tulita	\$25,000
Recipient	Project/Purpose	Community	Amount
Total Beaufort Delta Region			\$101,420
Community Garden Society of Inuvik	To assist to purchase equip, tools, mats, and supplies	Inuvik	\$101,420
Recipient	Project/Purpose	Community	Amount
Total Dehcho			\$57,913
Sambaa K'e First Nation	To assist with the construction of root cellar and transplant building final phase	Fort Simpson	\$57,913
Total			\$532,364

FISHERIES

COMMERCIAL FISHERY ASSISTANCE INDUSTRY SUPPORT

Purpose

To offset freight and production costs associated with operating commercial fisheries in the NWT.

Eligibility

Eligibility is restricted to commercial fishermen, holders of commercial fishing licences.

Grant/Contribution

Contribution

Maximum Amount Available Per Applicant

Maximum amount available under this Program is:

- \$20,000 (in Operations and Maintenance funds for the NWTFF)

Program Budget

\$600,000 for the 2022-2023 fiscal year

Program Manager

ITI's Director of Economic Diversification Division, North and South Slave Regional Superintendents.

Policy Authority

Established under authority of Minister of Industry, Tourism and Investment.

Application Process

Program delivery for several streams is managed by the NWTFF, through a Memorandum of Understanding with the Department of ITI. Commercial fishers apply to the NWTFF for funds.

Results Reporting

For the 2022-2023 fiscal year, ITI provided \$661,317 through three program schedules (Table 13).

Table 13: Commercial Fishery Assistance Industry Support

Recipient	Project/Purpose	Community	Amount
Freshwater Fish Harvesters	To assist with developing an application for a federal funding application	Hay River	\$8,000
Freshwater Fish Marketing Corporation	To assist with summer freight	Hay River	\$169,252
Northwest Territory Metis Nation	To assist with the winter fishery training project	Hay River	\$22,900
Tu'Cho Fishers Cooperative	To assist with freight and administration costs	Hay River	\$150,515
Tu'Cho Fishers Cooperative	To assist with human resources and administration costs	Hay River	\$5,650
Tu'Cho Fishers Cooperative	To provide financial resources to hire a manager	Hay River	\$150,000
Tu'Cho Fishers Cooperative	To provide financial resources to subsidize freight costs	Hay River	\$55,000
Tu'Cho Fishers Cooperative	To provide financial resources to support the organizational development and readiness	Hay River	\$100,000
Total			\$661,317

FILM

FILM REBATE PROGRAM

Purpose

As an incentive to encourage film and television production companies to film on location in the NWT, rebates are provided to eligible film projects that incur pre-production and production costs including the purchase of NWT goods and services, training and employing NWT residents and travel within the NWT.

Eligibility

Guest Producers, NWT Co-Production Partners and NWT production companies are required to demonstrate a minimum spend of \$60,000.

Preference is given to projects with TV broadcast or theatrical distribution commitments.

Grant/Contribution

Contribution

Maximum Amount Available Per Applicant

Applicant rebates per project are guided by the following:

NWT Labour/Training Rebate

- 25 per cent rebate for eligible NWT labour.
- An additional 15 per cent rebate for recognized positions or for NWT resident candidates receiving on-set training.

NWT Expenditure Rebate

- 25 per cent rebate for all goods and services that qualify as NWT Spend purchased and consumed in the NWT.
- An additional 15 per cent rebate for goods and services for productions shooting outside of The City of Yellowknife.

NWT Travel Rebate

- Ten per cent rebate for travel to/from the NWT from anywhere in the world (south of the 60th Parallel).
- 30 per cent rebate for travel within the NWT (excluding aerial photography) not to exceed \$15,000 per production.

Program Budget

\$100,000 for the 2022-2023 fiscal year.

Program Manager

The NWT Film Commissioner.

Policy Authority

Established under the authority of the Minister of Industry, Tourism and Investment.

Application Process

Applications must be received by predetermined dates each year and funding decisions are made based on program criteria and estimated economic benefit to the NWT film sector and the NWT economy overall.

Results Reporting

2 film project contributions were made in the 2022-2023 fiscal year, totaling \$100,248. (Table 14)

Table 14: Film Rebate Program

Recipient	Project/Purpose	Region/Community	Amount
Alberta Forest Road Productions Inc.	To assist with production costs for the short film "Cold Road"	Hay River - South Slave	\$32,248
Yellowknife Divers Inc	To assist with production costs for Season 4 of "Sh*t I found diving"	Fort Providence - South Slave	\$68,000
Total			\$100,248

NWT PRODUCERS INCENTIVE PILOT PROGRAM (PIPP)

Purpose

To support projects owned by NWT producers at their pre-development and development stages and to raise the NWT's global profile as a filming destination. To develop the quality of creative and pitch materials as well as local technical expertise, increasing the likelihood NWT producers will be able to secure production and finishing funds from broadcasters and financiers.

Eligibility

NWT residents and businesses engaged in commercial film and media production who can demonstrate having had at least one:

- completed professional project shown by a recognized broadcaster or distributor (e.g. CBC, APTN, Northwestel), or
- one prior project which has received funding from a market relevant source

Grant/Contribution

Contribution

Maximum Amount Available Per Applicant

PIPP contributes a percentage (%) of a project's pre-development or development budget up to a per project maximum:

- Pre-development: up to \$10,000 annually
- Development: Up to \$25,000 annually

Program Budget

\$100,000 for the 2022-2023 fiscal year.

Program Manager

The NWT Film Commissioner.

Policy Authority

Established under the authority of the Minister of Industry, Tourism and Investment.

Application Process

Applications must be received by predetermined dates each year and funding decisions are made based on program criteria and estimated economic benefit to the NWT film sector and the NWT economy overall.

Results Reporting

For the 2022-2023 fiscal year, ITI provided \$100,000 (Table 15).

Table 15: NWT Producers Incentive Pilot Program

Recipient	Project/Purpose	Region/ Community	Amount
Mary Caroline Cox	To support pre-development/ development project stages	Fort Simpson - Dehcho	\$10,000
507385 N.W.T. Limited	To support pre-development/ development project stages	Yellowknife - North Slave	\$45,000
Cabin Productions	To support pre-development/ development project stages	Yellowknife - North Slave	\$10,000
Walden Paint Studio Incorporated	To support pre-development/ development project stages	Yellowknife - North Slave	\$35,000
Total			\$100,000

TOURISM AND PARKS

TOURISM INDUSTRY DESTINATION MARKETING ORGANIZATION AND CONVENTION BUREAU

Northwest Territories Tourism (NWTT) is authorized and funded to deliver tourism marketing on behalf of the GNWT. (As such, it is the GNWT's Destination Marketing Organization (DMO). NWTT also represents the majority of tourism industry operators in the NWT as an industry association.

Purpose

Fund and deliver a tourism marketing program on behalf of the GNWT and account for the costs incurred in this delivery to the NWT industry through the NWTT Business and Marketing Plan.

Eligibility

This contribution is exclusively directed to NWTT

Grant/Contribution

Contribution

Maximum Amount Available Per Applicant

N/A

Program Budget

\$3,336,000 for the 2022-2023 fiscal year

Program Manager

ITI's Tourism and Parks Division

Policy Authority

Established under authority of Minister of Industry, Tourism and Investment.

Application Process

This is an annual contribution approved through the GNWT business planning process.

COMMUNITY TOURISM INFRASTRUCTURE CONTRIBUTION

Purpose

The Community Tourism Infrastructure Contribution (CTIC) funds community governments and non-government organizations building new and innovative infrastructure projects. Projects must support tourism in communities and should promote nearby parks and natural attractions.

Eligibility

Capital projects that increase tourism in communities. Capital costs are defined as:

- One-time project costs;
- Communications infrastructure projects that enhance current tourism products or attractions;
- Development of innovative information technology tourism products or services; and
- Planning studies or site development for future capital projects if applicants can demonstrate that future resources are available for project completion.

Grant/Contribution

Contribution

Program Budget

\$200,000 for the 2022-2023 fiscal year

Program Manager

Tourism and Parks Division

Policy Authority

Established under authority of Minister of Industry, Tourism and Investment

Application Process

Applications had to be received by January 16, 2023 and funding is distributed to those projects which meet the program criteria and demonstrate the highest measure of benefit to the NWT up to funding limits.

Results Reporting

In 2022-2023, the CTIC funded 7 successful projects worth \$200,001 (Table 16).

Table 16: Community Tourism Infrastructure

Recipient	Project/Purpose	Community	Amount
City of Yellowknife	To assist in creating a tourism strategy	Yellowknife	\$37,500
Hamlet of Ulukhaktok	To assist with welcome and golf course signage	Ulukhaktok	\$8,487
NWT Floatplane Association	To assist with building additional docks for parking	Yellowknife	\$6,000
Tłıchq̓ Government	To assist with surveying a site selection at Whatì Falls	Behchok̓	\$88,364
Town of Hay River	To assist with way finding signage design	Hay River	\$5,000
Town of Inuvik	To assist with interpretive panels, signs and banners	Inuvik	\$14,650
Town of Norman Wells	To assist with the Trans Canada trail expansion	Norman Wells	\$40,000
Total			\$200,001

TOURISM PRODUCT DIVERSIFICATION AND MARKETING

Purpose

The Tourism Product Diversification and Marketing Program (TPDMP) provides support for tourism businesses and tourism operators expanding into new markets or developing new products.

Eligibility

Applicants must meet (at least) one of the following conditions:

- Own or have operated a tourism business for at least one year in the last five years;
- Have been licensed for at least one year in the last five years as a Tourism Establishment or Outfitter under the Tourism Act;
- Subcontracted or employed in a management capacity by any of the above for a minimum of five years within the last ten years;
- Represent a group of separate businesses or operations intending to develop a market-ready Tourism Product Package;
- Have started a business in which Indigenous cultural tourism is a significant component; and/or
- Be a Destination Marketing Organization in the NWT.

Grant/Contribution Contribution

Maximum Amount Available Per Applicant

- **Schedule 1:** Business Planning and Transition Assistance \$25,000 total
- **Schedule 2:** New Product Development or Enhancement of Existing Product \$250,000 over a single or multiple years
- **Schedule 3:** Marketing Assistance for Tourism Businesses \$10,000 per year

Program Budget

\$1,086,000 for 2022-2023 fiscal year

Program Manager

Tourism and Parks Division

Policy Authority

Established under authority of Minister of Industry, Tourism and Investment.

Application Process

Applications had to be received by January 16, 2023 and funding is distributed to those projects which meet the program criteria and demonstrate the highest measure of benefit to the NWT up to funding limits.

Results Reporting

The program supported 31 projects in 2022-2023 worth \$1.01 million (Table 17).

Table 17: Tourism Product Diversification & Marketing

Schedule	Recipient	Project/Purpose	Community	Amount
Total Beaufort Delta Region				\$132,972
2	Cynthia's Bed n Breakfast	To assist with build/winterizing accommodations	Inuvik	\$70,472
2	Hunter's Bed & Breakfast	To assist with renovations in converting a basement	Tuktoyaktuk	\$42,500
2	Keevik Enterprises	To assist with the purchase of a snowmobile/tent	Tuktoyaktuk	\$20,000
Total Dehcho Region				\$290,567
2	Łíídlı́ Kúé First Nation	To assist with On the Land Camp construction	Fort Simpson	\$100,000
2	Nahanni Mountain Lodge Limited.	To assist with lodge upgrades and boat purchase	Fort Simpson	\$50,000
2	Łíídlı́ Kúé First Nation	To assist with purchase of canvas tents	Fort Simpson	\$10,950
2	Łíídlı́ Kúé Hotel NT Limited	To assist with new kitchen items at hotel	Fort Simpson	\$10,000
2	Nahanni Mountain Lodge Limited	To assist with cabin upgrades	Fort Simpson	\$19,050
2/3	Nahanni Wilderness Adventures Limited	To assist with purchase of materials and edit videos	Fort Simpson	\$7,708
3	North Nahanni Naturalist Lodge Limited	To assist with attending consumer shows and flights	Fort Simpson	\$10,000
Total North Slave Region				\$298,953
1	1691672 Alberta Limited	Business and website plan	Yellowknife	\$25,000
1	4708 NWT Limited	Business and website plan	Yellowknife	\$21,244
1	Powder Point Cabins	Create business plan	Yellowknife	\$16,582
1	Yellowknife Tours Limited	Marketing and attending the 2020 International Travel Expo trade show	Yellowknife	\$10,000
2	507323 N.W.T. Limited	Purchase equipment to Launch Birdwatching/nature tour	Yellowknife	\$4,344
2	6224 NWT Limited	Purchase boats to hire local guides	Whatì	\$92,473
2	AuroraTours.net C/O Robert Erasmus	Purchase ice fishing equipment boat for rescue	Yellowknife	\$7,998
2	B. Dene Adventures	Repair cabin roof and siding	Yellowknife	\$69,204
2	Plummer Enterprises Limited.	Repairing boats	Yellowknife	\$12,780
2	Yellowknife Sportfishing Adventures	Purchase summer tents for guest comfort	Yellowknife	\$6,103
3	Arctic Tours Canada	Vehicle maintenance and snowmobile helmets	Yellowknife	\$7,976
3	Enodah Wilderness Travel	Attend Safari Club International trade Show Las Vegas	Yellowknife	\$10,000
3	North Star Adventures Limited	To assist with attending the Travel Trade show and marketing material for the show	Yellowknife	\$6,756
3	Sonny Aurora Tours	Market in Korea	Yellowknife	\$8,493

Schedule	Recipient	Project/Purpose	Community	Amount
Total Sahtú Region				\$ 210,500
2	Black Feather	To assist in the cultural rafting expansion	Norman Wells	\$60,000
2	Great Bear Lake Lodge Limited	To assist with mattress upgrades	Déline	\$30,000
2	Raven's Throat Outfitters ULC	To assist with the shower house expansion	Norman Wells	\$20,000
3	Association of Mackenzie Mountain	To assist with marketing	Norman Wells	\$10,000
1,2,3	Drum Lake Lodge	To assist with lodge improvements and marketing	Tulita	\$90,500
Total South Slave Region				\$164,538
2	507509 NWT Limited	To assist with necessary sewage updates	Fort Providence	\$9,501
2	Aurora Nights Lodge	To assist with the rebuilding of lodge after flooding	Fort Resolution	\$155,037
Total				\$1,014,671

TOURISM SKILLS DEVELOPMENT FUND

Purpose

The Skills Development Fund supports training related to the tourism sector through three specific streams: the Tourism Training Fund; and Business and Youth Mentorship programs.

Eligibility

- **Tourism Training Fund** - Training must be short, (less than 12 weeks), formal courses or workshops, and can include distance-education initiatives such as correspondence courses, internet or teleconferencing.
- **Tourism Business Mentorship** – Training or mentoring for businesses or individuals engaged or employed in the tourism industry in the NWT. This fund is administered by the Canadian Executive Services Organization.
- **Youth Mentorship for Tourism** - NWT youth interested in gaining more knowledge of the tourism industry or in being employed in the tourism industry.

Grant/Contribution

Contribution

Maximum Amount Available Per Applicant

1. Tourism Training-

- Individual Applications: Maximum two applications per year/applicant. Maximum per application is \$3,000.
- Tourism Training: Business or Group Applications: Maximum one application per year/business/ group. Maximum per application is \$6,000.

2. Tourism Business Mentorship

- Individual applications: maximum \$5,500 per eligible applicant

3. Youth Mentorship:

- Industry awareness applicants: maximum for eligible mentor and mentee \$3,750
- Path to employment: maximum for eligible mentor and mentee \$7,250

Program Budget

\$50,000 for the 2022-2023 fiscal year

Program Manager

Tourism and Parks Division

Policy Authority

Established under authority of Minister of Industry, Tourism and Investment.

Application Process

Applications for the Tourism Training Fund will be accepted at any time and are assessed monthly. Applications for the Tourism Business and Youth Mentorships are accepted once a year according to a calendar deadline. Completed applications are delivered to ITI's Regional Offices or Headquarters in Yellowknife, who make recommendations for approval.

Results Reporting

The Program funded 16 training opportunities in 2022-2023, resulting in a total contribution of \$51,419 as detailed in Table 18.

Table 18: Tourism Skills Development Fund and Youth Mentorship

Program	Recipient	Project/Purpose	Community	Amount
1	Borealis Bike Tours Unlimited	Winterbone professional bike mechanics course	Yellowknife	\$3,000
1	Jackpine Paddle Incorporated	Paddle Canada camping Instructor training	Yellowknife	\$6,000
1	Kokelj, Ella Soleil	Paddle Canada intermediate training	Yellowknife	\$1,250
2	Bailes, Jasmine Sade	Learning about the Big Game Outfitting Industry	Déjłnę	\$1,250
2	Black Feather	Indigenous culture training	Fort Simpson	\$225
2	Canol Outfitters Limited Partnership	Mentoring Sierra McDonald	Norman Wells	\$3,500
2	Gana River Outfitters Limited	Mentoring Jasmine Bailes	Déjłnę	\$3,500
2	Great Bear Lake Lodge Limited	Guide manual development	Yellowknife	\$4,099
2	Jackpine Paddle Incorporated	Mentoring Kira Young	Yellowknife	\$2,000
2	Jackpine Paddle Incorporated	Mentoring Liam Cunningham	Yellowknife	\$4,500
2	McDonald, Sierra	Mentor to run an outdoor adventure - CANOL Outfitters	Yellowknife	\$1,250
2	Narwal Northern Adventures Limited	Mentoring Makoa Kokeji	Yellowknife	\$2,000
2	Narwal Northern Adventures Limited	Mentoring various youth	Yellowknife	\$7,750
2	North of 60 Aurora Adventures	Mentoring Tyson Clarke	Yellowknife	\$4,250
2	The J Group Limited	Fist Aid, CPR and Supervisor training	Yellowknife	\$2,430
2	Yellowknife Sport Fishing	Wilderness First Aid	Yellowknife	\$4,640
Total				\$51,419

TOURISM 2025

Purpose

For 2020-2021, funding identified for the implementation of Tourism 2025 was re-directed to COVID-19 relief in the Growth and Recovery Investment in Tourism (GRIT) fund (see Table 19).

Table 19: Tourism 2025 and Other Supporting Funding

Recipient	Project/Purpose	Region/Community	Amount
Tourism 2025			
NWTT	Ministerial Special Initiatives	Territorial Wide	\$64,000
Convention Bureau			
NWTT	Convention Bureau	Territorial Wide	\$100,000
NWTT Core Funding			
NWTT	Large-Scale Marketing Campaign	Territorial Wide	\$300,000
NWTT	Core Funding	Territorial Wide	\$3,008,000
Tourism & Parks Various			
Village of Fort Simpson	Operation of the Visitor Information Centre	Dehcho/Fort Simpson	\$40,000
Timber Fallen Inc	Assist with Costs to host Musical/Art Event at Queen Elizabeth Park	South Slave/Fort Smith	\$2,500
Norman Wells Historical Society	Operation of the Visitor Information Centre	Sahtú/Norman Wells	\$25,000
Total			\$3,539,500

TOURISM RESTART INVESTMENT PROGRAM (TRIP)

Purpose

Assistance for tourism operators and tourism-related business impacted by the travel restrictions related to the COVID-19 pandemic and now restarting their operations.

Eligibility

Tourism operators with a valid tourism operator licence (TOL), tourism-related businesses in the NWT; non-profit organizations that are tourism-related and/or a TOL holder.

Grant/Contribution

Contribution

Maximum Amount Available Per Applicant

The maximum contribution to a successful applicant for eligible expenses in the following categories: Marketing and Promotion, Training and Capacity Development and Tourism Product and Infrastructure Safety Enhancements.

- \$18,000 in first delivery
- Increased to \$50,000 in second delivery

Program Budget

\$600,000 for the 2022-2023 fiscal year

Program Manager

Director, Tourism and Parks

Policy Authority

Established under authority of the Minister of Industry, Tourism and Investment.

Application Process

Applicants required to complete an application form; one-page description of how the funding will be used; Budget (itemized); Relevant supporting documents which may include, but not be limited to: Quotes (e.g. goods) and Estimates (e.g. consultants or contractors)

Results Reporting

\$767,898 in funding was provided to tourism operators and tourism-related businesses through two deliveries. (Table 20)

Table 20: Tourism Restart Investment Program (TRIP)

Recipient	Community	Amount
Total South Slave Region		\$50,787
Dancal Holdings Limited	Fort Smith	\$16,500
Ena Lake Lodge	Fort Smith	\$7,850
Kasba Lake Lodge Limited	Fort Smith	\$10,737
Sparks Lake Lodge	Fort Smith	\$15,700

Recipient	Community	Amount
Total North Slave Region		\$479,909
1691672 Alberta Ltd.	Yellowknife	\$22,500
6224 NWT Limited	Yellowknife	\$16,076
Arctic Tours Canada	Yellowknife	\$14,338
Asian Aurora Yellowknife Tourism Limited	Yellowknife	\$1,650
Aurora View	Yellowknife	\$6,840
Aurora Village	Yellowknife	\$22,500
Aurora Yellowknife Tourism Services Limited	Yellowknife	\$15,435
AuroraTours.net C/O Robert Erasmus	Yellowknife	\$8,113
B. Dene Adventures	Yellowknife	\$16,500
Bathurst Inlet Developments (1984) Ltd.	Dettah	\$3,120
Bob Turner Enterprises	Yellowknife	\$6,923
Borealis Bike Tours Unlimited	Yellowknife	\$2,662
Canadian Scenery Travel	Yellowknife	\$2,088
Desjarlais, Ronald Robert	Łutsel K'e	\$1,756
Destination NWT Limited	Yellowknife	\$12,007
Enodah Wilderness Travel	Łutsel K'e	\$16,282
Great Slave Lake Lodge	Yellowknife	\$21,926
Hearne Lake Operations Limited	Yellowknife	\$3,545
Jackpine Paddle Incorporated	Yellowknife	\$19,892
Kwong's Holdings Limited	Yellowknife	\$19,753
Lonely Traveler Limited	Yellowknife	\$14,957
Łutsel K'e Dene Lodges GP Incorporated	Łutsel K'e	\$19,000
Marlowe, James	Yellowknife	\$4,864
Morning Star Travel Limited	Yellowknife	\$14,755
Nanook Aurora Tours	Yellowknife	\$11,217
North of 60 Aurora Adventures	Yellowknife	\$22,500

Recipient	Community	Amount
North Star Adventures Limited	Yellowknife	\$16,712
Plummer Enterprises Limited	Yellowknife	\$2,568
Salvelinus Corporation Limited	Yellowknife	\$6,044
Sonny Aurora Tours	Yellowknife	\$17,455
Sundog Adventures	Yellowknife	\$10,620
The J Group Ltd.	Yellowknife	\$22,500
Trinity Tactical Consulting Ltd.	Yellowknife	\$13,773
True North Safaris Limited	Yellowknife	\$3,120
Yellow Dog Lodge Incorporated	Yellowknife	\$21,346
Yellowknife Outdoor Adventures Limited	Yellowknife	\$8,238
Yellowknife Tours Limited	Yellowknife	\$22,376
Yellowknife Vacations Limited	Yellowknife	\$13,958

Recipient	Community	Amount
Total Sahtú Region		\$91,900
963912 NWT Ltd.	Norman Wells	\$22,500
Canol Outfitters Limited Partnership	Norman Wells	\$6,000
Drum Lake Lodge	Norman Wells	\$10,000
Great Bear Lake Lodge Limited	Norman Wells	\$22,500
Mackenzie Mountain Outfitters Limited	Norman Wells	\$3,000
North-Wright Airways Limited	Norman Wells	\$6,000
Raven's Throat Outfitters ULC	Norman Wells	\$21,900

Recipient	Community	Amount
Total Beaufort Delta Region		\$8,005
Noksana Mushing Tours	Tuktoyaktuk	\$7,300
Polar Pack Arctic Adventures	Inuvik	\$705
Recipient	Community	Amount
Total Dehcho Region		\$137,297
Black Feather	Fort Simpson	\$20,045
Canoe North Adventures	Fort Simpson	\$15,850
K'iyeli Translation, Interpreting and Transcribing Service	Fort Simpson	\$10,015
Łídlıı Kúę First Nation	Fort Simpson	\$5,061
Nahanni Mountain Lodge Limited	Fort Simpson	\$10,251
Nahanni River Expediting	Nahanni Butte	\$10,000
Nahanni Wilderness Adventures Limited	Fort Simpson	\$16,500
North Nahanni Naturalist Lodge Limited	Fort Simpson	\$15,295
Shehtah Outdoor Adventures	Fort Simpson	\$34,280
Total HQ		\$0
Total		\$767,898

MINERAL AND PETROLEUM RESOURCES

MINERAL RESOURCES

MINERAL DEVELOPMENT STRATEGY AND IMPLEMENTATION PLAN AND VARIOUS INITIATIVES

Purpose

Support of groups and initiatives contributing to the growth and capacity of the NWT mineral resource sector.

Eligibility

Strategic partners and stakeholders in the mineral sector whose actions support one or more of the strategic pillars set out under the Mineral Development Strategy (MDS).

Grant/Contribution

Contribution

Maximum Amount Available Per Applicant

The maximum amount allocated per applicant varies based on the initiative.

Program Budget

N/A

Program Manager

Directors with Mineral and Petroleum Resources (MPRD), Client Service and Community Relations (CSCR), Mineral Resources Act Implementation (MRAI) or the NWT Geological Survey

Policy Authority

Established under authority of the Minister of Industry, Tourism and Investment

Application Process

Funding is provided through application to one of program divisions.

Results Reporting

For the 2022-2023 fiscal year, ITI provided \$611,686 to qualifying organizations (Table 21).

Table 21: Mineral and Petroleum Resources Various Contributions

Recipient	Project/Purpose	Amount
NWT & Nunavut Chamber of Mines	Mining initiatives	\$239,625
NWT Chamber of Commerce	To coordinate the Northern Resource Open House and travel for two participants	\$12,388
MPR - CSCR Various (REDI)		
PDAC Mining Matters	Deliver 30 geoscience workshops across the NWT, in partnership with YK Geoscience Forum	\$19,050
Mine Training Society	To assist the Mine Training Society work plan (in partnership with the Department of Education, Culture and Employment)	\$92,500
Minerals and Petroleum Resources Various		\$75,000
Mine Training Society	Prospectors Training Course	\$75,000
Mineral Resource Act Implementation		\$78,927
Łutsel K'e Dene First Nation	<i>Mineral Resource Act (MRA)</i> regulation development engagement	\$17,677
North Slave Metis Alliance	To review the MRA regulations material and engagement	\$61,250
TOTAL		\$517,490

INDIGENOUS CAPACITY BUILDING PROGRAM

Purpose

To build awareness, trust and meaningful relationships with Northwest Territories (NWT) residents to help them achieve their goals through supports and programs. The Indigenous Capacity Building (ICB) program pilot helps fund opportunities and activities to increase Indigenous engagement with, participation in, and understanding of the resource industry. This includes indigenous involvement in the function, regulation, and the benefits resulting from resource exploration and development.

The program is designed to help territorial Indigenous governments and organizations:

- actively participate in and benefit from all aspects of the NWT resource sector;
- promote regional mineral potential to attract industry investment;
- increase capacity to plan, pursue, and participate in economic opportunities in the NWT resource sector; and
- benefit from opportunities in all stages of the resource exploration and development processes in the NWT.

Eligibility

NWT Indigenous Governments and Indigenous Organizations

Grant/Contribution

Contribution

Maximum Amount Available Per Applicant

\$5,000 for conferences to a max of \$15,000 per year/per organization

Other than for conference and tradeshow attendance, applicants may receive a maximum of \$25,000 per fiscal year.

Program Budget

\$100,000 for the 2022-2023 fiscal year.

Program Manager

Client Service and Community Relations

Policy Authority

Established under authority of the Minister of Industry, Tourism and Investment.

Application Process

Application Form submitted to CSCR

The following information will be needed to complete the application form:

- Applicant information
- Estimated costs – requires a breakdown of all costs for the application
- Activity or event details
- How will the funding be used?
- What are the goals and objectives?
- How will participation in this activity or event benefit your community and/or region?
- How will this activity or event increase Indigenous participation in the NWT resource sector?

Results Reporting

All performance measurement documents have been completed and each applicant must submit a survey.

Table 22: Indigenous Mineral Development Support Program

Indigenous Mineral Development Support Program		
ADK Holdings Ltd.	To attend the Arctic Energy Resource Symposium	\$5,000
Akaiicho Territory Government	To attend the Arctic Energy Resource Symposium	\$1,000
Délįnę Got'ineę Government	To attend the Arctic Energy Resource Symposium	\$1,000
Denendeh Development Corporation	To attend the Arctic Energy Resource Symposium	\$5,000
Inuvialuit Land Administration	To attend the Arctic Energy Resource Symposium	\$1,000
Inuvialuit Regional Corporation	To attend the Arctic Energy Resource Symposium	\$5,000
North Slave Metis Alliance	To attend the Arctic Energy Resource Symposium	\$8,357
Sahtú Secretariat Inc.	To attend the Arctic Energy Resource Symposium	\$1,000
Akaiicho Territory Government	To assist for educational purposes	\$4,000
North Slave Metis Alliance	To assist for educational purposes	\$1,000
Délįnę Got'ineę Government	To attend Round Up 2023	\$4,000
Denendeh Development Corporation	To attend Round Up 2023	\$5,000
Gwich'in Development Corporation	To attend Round Up 2023	\$5,000
Inuvialuit Land Administration	To attend Round Up 2023	\$2,500
North Slave Metis Alliance	To attend Round Up 2023	\$9,839
Sahtú Secretariat Inc.	To attend Round Up 2023	\$4,000
Tłıchq̓ Government	To attend Round Up 2023	\$10,500
Tłıchq̓ Government	To attend Round Up 2023	\$4,000
Tłıchq̓ Government	To attend Round Up 2023	\$4,000
Tłıchq̓ Government	To attend Round Up 2023	\$4,000
Inuvialuit Land Administration	To assist with training and development	\$4,000
Tłıchq̓ Government	To assist with training and development	\$5,000
Total		\$94,196

MINING INCENTIVE PROGRAM

Purpose

Stimulate and sustain mineral exploration activities throughout the NWT and reduce the risk associated with grassroots mineral exploration.

Eligibility

Applicants must be individual prospectors or exploration companies, licensed to operate in the NWT, who propose new exploration projects or are already carrying out NWT mineral exploration work.

Grant/Contribution

Contribution

Maximum Amount Available Per Applicant

Prospectors may apply for up to \$25,000 in funding. Mineral exploration companies may apply for up to \$240,000 in funding (up to 60 per cent of eligible expenses). (This program was adjusted during COVID to provide more substantive support to the sector)

Program Budget

\$1,300,000 for 2022-23.

Program Manager

Northwest Territories Geological Survey (NTGS).

Policy Authority

Established under the authority of the Minister of Industry, Tourism and Investment

Application Process

Annual applications are evaluated based on ranking criteria to assess the merits of the proposed mineral exploration activities and a balance between the amount of funding awarded to successful applicants and the total number of proposals funded.

Results Reporting

For the 2022-2023 fiscal year, ITI provided \$1.27 million over 15 projects in the North Slave, Sahtú, and Dehcho regions.

Table 23: 2022-2023 Mining Incentive Program Recipients and Region

Recipient	Target Commodity	Region	Amount
Arctic Star Exploration Corp.	Diamonds	North Slave	\$168,000
Bachynski, Ryan	Rare Earth Elements	North Slave	\$15,784
Fireweed Zinc Limited	Zinc	Sahtú	\$132,000
Gold Terra Resource Corporation	Gold	North Slave	\$192,642
Golden Planet Mining Corporation	Gold	North Slave	\$129,344
Kennady Diamonds Incorporated	Diamonds	North Slave	\$136,800
Nican Resources Limited	Nickel	North Slave	\$57,697
Nickerson, Dave	Uranium	North Slave	\$6,840
Nighthawk Gold Corporation	Gold	North Slave	\$124,800
Redbed Resources Corporation	Copper	Dehcho	\$136,800
StrategX Elements Corporation	Cobalt	North Slave	\$102,000
Suchan, Jared	Diamonds	North Slave	\$20,000
Voyageur Exploration Limited	Rare Earth Elements	North Slave	\$22,349
Webb, Dave R	Gold	North Slave	\$11,690
Yakeleya, Danny	Gold	Sahtú	\$17,500
Total Funding Awarded			\$1,274,246

NWT GEOLOGICAL SURVEY VARIOUS CONTRIBUTIONS TO SCIENTIFIC RESEARCH

Purpose

NTGS negotiates contributions with various universities to carry out research that leverages the expertise, capacity, and scientific productivity of the NTGS.

Eligibility

Selected researchers and students are invited to apply.

Grant/Contribution

Contribution

Maximum Amount Available Per Applicant

Up to \$75,000 depending on the nature of the research project and the applicant's proposal.

Program Budget

Research plans and budgets are set in conjunction with planning the NTGS scientific program for each budget year.

Program Manager

Northwest Territories Geological Survey

Policy Authority

Established under the authority of the Minister of Industry, Tourism and Investment.

Application Process

Qualified researchers are invited based on a match between NTGS needs and the scientific expertise of the researcher or research institution.

Results Reporting

For the 2022-2023 fiscal year, ITI provided \$403,439 for 14 projects in partnership with 9 Universities across Canada (Table 24).

Table 24: Scientific Research Contributions

Recipient	Project/Purpose	Amount
Carleton University	Morphology, provenance, and origin of Canada's longest esker and the till-poor corridor it resides in	\$18,000
Dalhousie University	Composition of reaction rims on ilmenite and chromite macrocrysts as an indicator of magmatic fluid in kimberlites, and its role in magma emplacement process and diamond preservation. Also, study of potential extraction of rare earth elements from processed kimberlite.	\$30,000
Laurentian University	Origin and timing of critical metal mineralization at Gayna River Zn camp, NWT	\$11,500
Queen's University	Novel Mining Ideas for the NWT: Environmental considerations for reprocessing Cantung tailings and extracting REES	\$46,000
The Governors of the University of Alberta	Exploring the use of local raw materials to manufacture cement in the NWT	\$50,000
The Governors of the University of Alberta	Gold and tungsten metallogeny in the NWT	\$29,925
The Governors of the University of Alberta	Critical element prosperity in the NWT	\$31,970
The Governors of the University of Alberta	Critical Metal endowment and reconnaissance U-Pb age dating of carbonate minerals at Pine Point NWT	\$19,550
The Governors of the University of Alberta	Paleoenvironmental reconstruction and sequence stratigraphy of the Upper Devonian Imperial Formation of the Central Mackenzie Valley, NT using sedimentology, ichnologic, geochemical parameters, and stratigraphy	\$43,125
University of British Columbia	Kimberlite Discovery Under Cover with Microbial Analysis	\$17,000
University of British Columbia	Structural controls on zinc-lead mineralization at Howards Pass	\$26,105
University of Calgary	Thermal Evolution of Phanerozoic Sediments of the Southern NWT	\$26,450
University of Manitoba	Base metal-rich massive sulfide mineralization in the Yellowknife greenstone belt	\$30,814
University of Waterloo	Till stratigraphic and provenance analysis in the Dessert Lake Drumlin field	\$23,000
Grand Total		\$403,439



APPENDIX A

SEED 2023 DETAIL

APPENDIX A: Support For Entrepreneur And Economic Development Policy Industry, Tourism and Investment 2022-2023

Beaufort-Delta					
Unique	Overall	Region	Business Name	Community	Total \$ Disbursed
1	1	1	4D's Taxi Services	Tuktoyaktuk	\$7,620
2	2	2	507842 NWT Limited	Inuvik	\$74,825
3	3	3	Abe Drennan Music	Inuvik	\$4,184
4	4	4	Adam (Ettagiak), Sarah	Tuktoyaktuk	\$2,107
5	5	5	Adam, Sandy	Tuktoyaktuk	\$1,181
6	6	6	Aklavik Community Corporation	Aklavik	\$2,508
-	7	7	Aklavik Community Corporation	Aklavik	\$8,762
7	8	8	Akoakhion, Mary Okok	Ulukhaktok	\$1,605
8	9	9	Alanak, Anita	Ulukhaktok	\$1,930
9	10	10	Alikamik, Buddy	Ulukhaktok	\$1,073
10	11	11	Allen, Terrance	Inuvik	\$1,941
11	12	12	Amos, Bambi	Inuvik	\$2,780
-	13	13	Amos, Bambi	Inuvik	\$1,077
12	14	14	Andre, Mary May	Fort McPherson	\$1,642
13	15	15	Archie, Andrew	Aklavik	\$2,831
14	16	16	Arey, Nellie	Aklavik	\$1,900
15	17	17	Arey, Shayla	Aklavik	\$2,007
16	18	18	Bonnetplume, Ramona	Inuvik	\$1,799
17	19	19	Buckle, Annie	Aklavik	\$4,972
18	20	20	Buckle, Robert	Aklavik	\$3,514
19	21	21	Cardinal, Vincent	Inuvik	\$1,567
20	22	22	Charlie, Mariah	Fort McPherson	\$2,022
21	23	23	Cockney, Catherine,	Inuvik	\$352
22	24	24	Cockney, Julia	Tuktoyaktuk	\$3,743
23	25	25	D.G Outfitters	Inuvik	\$12,630
24	26	26	Day, Esther Clara	Inuvik	\$1,125
25	27	27	Dome Homes Inc	Inuvik	\$7,728
-	28	28	Dome Homes Inc	Inuvik	\$3,313
26	29	29	Dosedel, Wilma	Inuvik	\$914
-	30	30	Dosedel, Wilma	Inuvik	\$1,301
-	31	31	Dosedel, Wilma	Inuvik	\$1,066
27	32	32	Elias, Eleanor,	Inuvik	\$1,628
28	33	33	Elias, Zarah-Lynn G.	Fort McPherson	\$2,092
29	34	34	Francey, Judy	Inuvik	\$992
30	35	35	Francis, Jessica	Fort McPherson	\$3,106
31	36	36	Francis, Rose Anne	Inuvik	\$765
32	37	37	Francis, Tracey Bella Mable	Fort McPherson	\$4,090
33	38	38	Gordon, Annie	Aklavik	\$1,854
34	39	39	Gordon, Danny (Daniel) C.	Aklavik	\$2,480
35	40	40	Gordon, Pamela Faith	Aklavik	\$1,108

Unique	Overall	Region	Business Name	Community	Total \$ Disbursed
36	41	41	Gray, Camelia	Inuvik	\$1,659
37	42	42	Great Northern Arts Festival Society	Inuvik	\$17,320
38	43	43	Gruben, Dang-Dang	Inuvik	\$3,756
39	44	44	Gruben, Robert Bruce	Tuktoyaktuk	\$2,924
40	45	45	Gwich'in Development Corporation	Inuvik	\$60,000
41	46	46	Gwichya Gwich'in Renewable Resource Council	Tsiigehtchic	\$2,492
42	47	47	Gyrfalcon Films Inc.	Inuvik	\$11,736
43	48	48	Hagen, Bessie	Tuktoyaktuk	\$2,845
-	49	49	Hagen, Bessie	Tuktoyaktuk	\$1,521
44	50	50	Hamlet of Paulatuk	Paulatuk	\$8,657
45	51	51	Incorporated Hamlet of Tuktoyaktuk	Tuktoyaktuk	\$7,619
46	52	52	Inuvik Native Band	Inuvik	\$7,062
47	53	53	Iron Dog Power Sports	Inuvik	\$25,000
-	54	54	Iron Dog Power Sports	Inuvik	\$11,004
48	55	55	Kayotuk, Rosa	Inuvik	\$890
-	56	56	Kayotuk, Rosa	Inuvik	\$840
49	57	57	Kendi, Norman	Aklavik	\$1,109
50	58	58	Keogak, Angella	Sachs Harbour	\$1,858
51	59	59	King, Christina	Tuktoyaktuk	\$4,948
-	60	60	King, Christina	Tuktoyaktuk	\$2,960
52	61	61	Klengenberg, Laverna	Ulukhaktok	\$963
53	62	62	Koe, Carlene	Aklavik	\$1,218
54	63	63	Kogiak, Jayda	Inuvik	\$3,201
55	64	64	Kunnizzie, Keith	Fort McPherson	\$840
56	65	65	Lange, Karin	Inuvik	\$2,048
57	66	66	Lennie, Bessie	Paulatuk	\$2,374
58	67	67	Lennie, Wilhelmina	Inuvik	\$2,196
59	68	68	Lucas-Kudlak, Calysta	Sachs Harbour	\$1,034
60	69	69	McDonald, Ariel	Inuvik	\$3,099
61	70	70	McLeod, Ian	Aklavik	\$2,101
62	71	71	McPherson, Rose (Rosie)	Fort McPherson	\$2,417
63	72	72	Natsie, Mary J.	Inuvik	\$1,850
64	73	73	Nerysoo, Sarah R	Fort McPherson	\$3,007
65	74	74	Nigiyok, Mary Jane	Ulukhaktok	\$1,585
66	75	75	Nogasak, Molly	Tuktoyaktuk	\$1,372
67	76	76	Nokadlak, Avakana Bruce	Inuvik	\$4,434
68	77	77	Nuttall, Elizabeth E.	Tuktoyaktuk	\$1,518
-	78	78	Nuttall, Elizabeth E.	Tuktoyaktuk	\$1,332
69	79	79	Nuyaviak, Kayla	Tuktoyaktuk	\$1,473
70	80	80	Okheena, Denise	Ulukhaktok	\$2,813
71	81	81	Okheena, Mary K.	Ulukhaktok	\$3,838
72	82	82	Ovayuak, Marjorie	Tuktoyaktuk	\$2,102
73	83	83	Ovilok, Elsie	Inuvik	\$1,078

Program	Category	Primary Sector
Business Intelligence and Networking	Business Intelligence and Networking	Arts and Crafts
Community Economic Development	Community Events	Arts and Crafts
Micro-Business	Other Self-Employment	Finance and Insurance
Micro-Business	Tools, Equipment and Raw Materials	Business Services
Strategic Investment	Strategic Investment	Management of Companies and Enterprises
Community Economic Development	Access to Business Information	Traditional Harvesting
Micro-Business	Film Making	Film
Micro-Business	Tools, Equipment and Raw Materials	Arts and Crafts
Micro-Business	Tools, Equipment and Raw Materials	Arts and Crafts
Community Economic Development	Community Events	Entertainment and Recreation
Community Economic Development	Community Events	Public Administration
Business Intelligence and Networking	Business Intelligence and Networking	Travel and Tourism
Entrepreneur Support	Start-up Funding	Other Services
Sector Support	Capital Expansion Incentive	Retail Trade
Micro-Business	Tools, Equipment and Raw Materials	Arts and Crafts
Micro-Business	Tools, Equipment and Raw Materials	Arts and Crafts
Micro-Business	Tools, Equipment and Raw Materials	Other Services
Micro-Business	Tools, Equipment and Raw Materials	Arts and Crafts
Micro-Business	Tools, Equipment and Raw Materials	Arts and Crafts
Business Intelligence and Networking	Business Intelligence and Networking	Arts and Crafts
Micro-Business	Tools, Equipment and Raw Materials	Arts and Crafts
Micro-Business	Tools, Equipment and Raw Materials	Arts and Crafts
Micro-Business	Tools, Equipment and Raw Materials	Arts and Crafts
Micro-Business	Tools, Equipment and Raw Materials	Arts and Crafts
Micro-Business	Tools, Equipment and Raw Materials	Arts and Crafts
Micro-Business	Tools, Equipment and Raw Materials	Arts and Crafts
Business Intelligence and Networking	Business Intelligence and Networking	Arts and Crafts
Micro-Business	Tools, Equipment and Raw Materials	Arts and Crafts
Micro-Business	Other Self-Employment	Business Services
Entrepreneur Support	Asset Acquisition	Film
Micro-Business	Tools, Equipment and Raw Materials	Arts and Crafts
Micro-Business	Tools, Equipment and Raw Materials	Arts and Crafts
Micro-Business	Tools, Equipment and Raw Materials	Arts and Crafts
Micro-Business	Tools, Equipment and Raw Materials	Arts and Crafts
Micro-Business	Tools, Equipment and Raw Materials	Arts and Crafts
Micro-Business	Tools, Equipment and Raw Materials	Arts and Crafts
Micro-Business	Tools, Equipment and Raw Materials	Manufacturing
Micro-Business	Tools, Equipment and Raw Materials	Arts and Crafts
Micro-Business	Tools, Equipment and Raw Materials	Arts and Crafts
Micro-Business	Tools, Equipment and Raw Materials	Arts and Crafts
Micro-Business	Tools, Equipment and Raw Materials	Arts and Crafts
Micro-Business	Tools, Equipment and Raw Materials	Arts and Crafts
Micro-Business	Tools, Equipment and Raw Materials	Arts and Crafts
Micro-Business	Tools, Equipment and Raw Materials	Arts and Crafts
Micro-Business	Tools, Equipment and Raw Materials	Arts and Crafts
Micro-Business	Tools, Equipment and Raw Materials	Arts and Crafts

Unique	Overall	Region	Business Name	Community	Total \$ Disbursed
74	84	84	Pokiak, Enoch (o/a Polar Pack Arctic Adventures)	Inuvik	\$1,220
75	85	85	Raddi, Deborah	Tuktoyaktuk	\$1,945
76	86	86	Raddi, Freda	Tuktoyaktuk	\$2,987
77	87	87	Rat River Development Corporation Ltd.	Fort McPherson	\$6,543
78	88	88	Robert, Kristen	Inuvik	\$2,753
79	89	89	Rogers, Melissa	Inuvik	\$2,526
80	90	90	Ross, Alyssa	Inuvik	\$1,666
81	91	91	Ross, Rosalie	Fort McPherson	\$2,820
82	92	92	Ruben, Kim Lucille	Inuvik	\$2,194
83	93	93	Sachs Harbour Community Corporation	Sachs Harbour	\$2,142
84	94	94	Semple, Mavis	Aklavik	\$3,807
85	95	95	Sittichinli, Kandace	Inuvik	\$3,299
86	96	96	Snowshoe, Marlene	Fort McPherson	\$667
87	97	97	Town of Inuvik	Inuvik	\$25,000
-	98	98	Town of Inuvik	Inuvik	\$5,000
88	99	99	Tuktoyaktuk Community Corporation	Tuktoyaktuk	\$19,200
89	100	100	Turner, Maidie-Anne	Inuvik	\$775
-	101	101	Turner, Maidie-Anne	Inuvik	\$964
90	102	102	Ulukhaktok Community Corporation	Ulukhaktok	\$15,267
91	103	103	Voudrach, Rory	Inuvik	\$2,780
92	104	104	Wainman, Raymond	Inuvik	\$3,259
93	105	105	Webhorse Technologies	Inuvik	\$7,828
94	106	106	Western Arctic Business Development Corporation	Inuvik	\$11,989
95	107	107	Wolki, Melannie,	Paulatuk	\$1,040
					\$535,898

Program	Category	Primary Sector
Entrepreneur Support	Start-up Funding	Travel and Tourism
Micro-Business	Tools, Equipment and Raw Materials	Arts and Crafts
Micro-Business	Tools, Equipment and Raw Materials	Arts and Crafts
Community Economic Development	Develop Infrastructure	Accommodation and Food Services
Micro-Business	Tools, Equipment and Raw Materials	Arts and Crafts
Micro-Business	Tools, Equipment and Raw Materials	Arts and Crafts
Business Intelligence and Networking	Business Intelligence and Networking	Arts and Crafts
Micro-Business	Tools, Equipment and Raw Materials	Arts and Crafts
Micro-Business	Tools, Equipment and Raw Materials	Arts and Crafts
Community Economic Development	Community Events	Arts and Crafts
Micro-Business	Tools, Equipment and Raw Materials	Arts and Crafts
Micro-Business	Tools, Equipment and Raw Materials	Arts and Crafts
Micro-Business	Tools, Equipment and Raw Materials	Arts and Crafts
Sector Support	Sector Research Support	Public Administration
Community Economic Development	Community Events	Public Administration
Community Economic Development	Plans and Planning	Travel and Tourism
Micro-Business	Tools, Equipment and Raw Materials	Arts and Crafts
Micro-Business	Tools, Equipment and Raw Materials	Arts and Crafts
Community Economic Development	Community Events	Travel and Tourism
Business Intelligence and Networking	Business Intelligence and Networking	Arts and Crafts
Business Intelligence and Networking	Business Intelligence and Networking	Retail Trade
Entrepreneur Support	Asset Acquisition	Business Services
Community Economic Development	Community Events	Professional, Scientific and Technical Services
Micro-Business	Tools, Equipment and Raw Materials	Arts and Crafts

Dehcho					
Unique	Overall	Region	Business Name	Community	Total \$ Disbursed
96	108	1	Ndeh Nezu Ketsendih	Fort Simpson	\$17,582
-	109	2	Ndeh Nezu Ketsendih	Fort Simpson	\$7,418
97	110	3	506444 NWT Ltd. (o/a Pandaville Restaurant)	Fort Simpson	\$24,283
98	111	4	507409 NWT Ltd.	Fort Simpson	\$6,778
99	112	5	6281 NWT Ltd. (o/a Unity)	Fort Simpson	\$25,000
100	113	6	ADK Holdings Ltd.	Fort Liard	\$4,029
101	114	7	Antoine, Jonathan (o/a Lower Life Productions)	Fort Simpson	\$4,344
-	115	8	Antoine, Jonathan (o/a Lower Life Productions)	Fort Simpson	\$5,840
-	116	9	Antoine, Jonathan (o/a Lower Life Productions)	Fort Simpson	\$3,994
102	117	10	Beaulieu, Stanley (o/a Eagle Contracting)	Fort Simpson	\$1,548
103	118	11	Beaulieu, Stanley (o/a Eagle Contracting)	Fort Simpson	\$25,000
104	119	12	Bellefontaine, Troy (o/a Beauty Rest)	Fort Simpson	\$4,218
105	120	13	Blondin, Catherine	Fort Simpson	\$2,310
106	121	14	Blondin, Catherine	Fort Simpson	\$3,087
107	122	15	Blyth, William	Fort Simpson	\$25,000
108	123	16	Bonnetrouge, Allan	Fort Simpson	\$5,000
109	124	17	Browning, Marvin (o/a T.R. Contracting)	Fort Liard	\$25,000
110	125	18	Canoe North Adventures (Al Pace & Lin Ward)	Fort Simpson	\$25,000
111	126	19	Cox, Mary (o/a Falling Tree Productions)	Fort Simpson	\$4,520
112	127	20	Cup of Tea Quilting	Fort Simpson	\$15,000
113	128	21	Edda, Celine	Fort Liard	\$2,220
114	129	22	Elizabeth Hardisty, Percy	Fort Simpson	\$1,326
115	130	23	Figure 8 Limited (o/a DehCho Suites)	Fort Simpson	\$2,714
-	131	24	Figure 8 Limited (o/a DehCho Suites)	Fort Simpson	\$7,877
116	132	25	Fort Simpson Chamber of Commerce	Fort Simpson	\$1,224
117	133	26	Fort Simpson Historical Society	Fort Simpson	\$8,463
118	134	27	Grossetete, Gloria	Fort Simpson	\$639
119	135	28	Goose Flying Corporation	Fort Simpson	\$2,825
120	136	29	Hardisty, Howard (o/a E&R Ventures)	Fort Simpson	\$1,322
-	137	30	Hardisty, Howard (o/a E&R Ventures)	Fort Simpson	\$14,634
121	138	31	Horesay, Randy (o/a Horesay Construction)	Fort Simpson	\$19,394
-	139	32	Horesay, Randy (o/a Horesay Construction)	Fort Simpson	\$1,088
122	140	33	I.J. Property Management Services	Fort Simpson	\$7,600
123	141	34	Kiwi Electric Ltd.	Fort Simpson	\$12,085
124	142	35	Kotchea, Cathy	Fort Liard	\$2,249
125	143	36	Liard Valley General Store and Motel Ltd.	Fort Liard	\$10,000
126	144	37	Liidlii Kue First Nation	Fort Simpson	\$20,010
-	145	38	Liidlii Kue First Nation	Fort Simpson	\$7,973
-	146	39	Liidlii Kue First Nation	Fort Simpson	\$73,767
127	147	40	Liidlii Kue Hotel NT Ltd. (Nahanni Traveller Hotel)	Fort Simpson	\$25,000

Program	Category	Primary Sector
Entrepreneur Support	Asset Acquisition	Forestry and Logging
Entrepreneur Support	Asset Acquisition	Forestry and Logging
Entrepreneur Support	Asset Acquisition	Accommodation and Food Services
Entrepreneur Support	Asset Acquisition	Real Estate, Rental and Leasing
Entrepreneur Support	Asset Acquisition	Retail Trade
Business Intelligence and Networking	Business Intelligence and Networking	Public Administration
Entrepreneur Support	Film Marketing and Promotion	Film
Entrepreneur Support	Film Development and Production	Film
Entrepreneur Support	Film Marketing and Promotion	Film
Entrepreneur Support	Start-up Funding	Construction
Entrepreneur Support	Asset Acquisition	Construction
Entrepreneur Support	Marketing and Product Development	Accommodation and Food Services
Micro-Business	Tools, Equipment and Raw Materials	Arts and Crafts
Business Intelligence and Networking	Business Intelligence and Networking	Arts and Crafts
Entrepreneur Support	Asset Acquisition	Other Services
Micro-Business	Tools, Equipment and Raw Materials	Traditional Harvesting
Entrepreneur Support	Asset Acquisition	Construction
Entrepreneur Support	Asset Acquisition	Travel and Tourism
Entrepreneur Support	Film Marketing and Promotion	Film
Entrepreneur Support	Asset Acquisition	Arts and Crafts
Micro-Business	Tools, Equipment and Raw Materials	Arts and Crafts
Micro-Business	Tools, Equipment and Raw Materials	Arts and Crafts
Community Economic Development	Community Events	Accommodation and Food Services
Entrepreneur Support	Operational Support	Accommodation and Food Services
Community Economic Development	Community Events	Business Services
Community Economic Development	Community Events	Arts and Crafts
Micro-Business	Tools, Equipment and Raw Materials	Arts and Crafts
Entrepreneur Support	Marketing and Product Development	Transportation and Warehousing
Entrepreneur Support	Start-up Funding	Construction
Entrepreneur Support	Asset Acquisition	Construction
Entrepreneur Support	Asset Acquisition	Construction
Entrepreneur Support	Start-up Funding	Construction
Entrepreneur Support	Asset Acquisition	Transportation and Warehousing
Entrepreneur Support	Operational Support	Construction
Business Intelligence and Networking	Business Intelligence and Networking	Arts and Crafts
Entrepreneur Support	Asset Acquisition	Retail Trade
Community Economic Development	Community Events	Public Administration
Entrepreneur Support	Film Marketing and Promotion	Film
Strategic Investment	Strategic Investment	Public Administration
Entrepreneur Support	Asset Acquisition	Accommodation and Food Services

Unique	Overall	Region	Business Name	Community	Total \$ Disbursed
-	148	41	Liidlii Kue Hotel NT Ltd. (Nahanni Traveller Hotel)	Fort Simpson	\$75,000
128	149	42	Lomen, Margie	Fort Liard	\$2,468
129	150	43	Mike's Tourism & Expediting Service	Wrigley	\$5,225
130	151	44	Naha Dehe Development Corporation	Nahanni Butte	\$16,000
-	152	45	Naha Dehe Development Corporation	Nahanni Butte	\$10,269
131	153	46	Nahanni Butte Dene Band / First Nation	Nahanni Butte	\$10,000
132	154	47	Nahanni Mountain Lodge Ltd.	Fort Simpson	\$10,000
133	155	48	Nogha Enterprises Ltd.	Fort Simpson	\$25,000
134	156	49	Norwegian, Melania (o/a Norwegian Charter Services)	Jean Marie River	\$20,914
-	157	50	Norwegian, Melania (o/a Norwegian Charter Services)	Jean Marie River	\$5,987
135	158	51	Norwegian, Robert (o/a Tah Chay Adventures)	Fort Simpson	\$1,820
136	159	52	Okraineec, Ashley (o/a Reflected Connections Art)	Fort Simpson	\$25,000
137	160	53	Open Sky Creative Society	Fort Simpson	\$10,000
138	161	54	PR Contracting Ltd.	Fort Simpson	\$9,584
139	162	55	Sabourin, Julian	Fort Simpson	\$6,000
140	163	56	Sambaa K'e First Nation	Trout Lake	\$6,941
141	164	57	Simon, Lucy	Jean Marie River	\$2,284
142	165	58	Tsetso, Ernest Sr.	Fort Simpson	\$5,000
143	166	59	Wilkes, William (o/a Fort Simpson Kennels)	Fort Simpson	\$25,000
-	167	60	Wilkes, William (o/a Fort Simpson Kennels)	Fort Simpson	\$3,246
					\$733,099

Program	Category	Primary Sector
Strategic Investment	Strategic Investment	Accommodation and Food Services
Micro-Business	Tools, Equipment and Raw Materials	Arts and Crafts
Entrepreneur Support	Asset Acquisition	Oil and Gas
Entrepreneur Support	Start-up Funding	Public Administration
Entrepreneur Support	Marketing and Product Development	Public Administration
Community Economic Development	Community Events	Public Administration
Entrepreneur Support	Marketing and Product Development	Travel and Tourism
Entrepreneur Support	Asset Acquisition	Construction
Entrepreneur Support	Operational Support	Transportation and Warehousing
Entrepreneur Support	Asset Acquisition	Transportation and Warehousing
Entrepreneur Support	Marketing and Product Development	Travel and Tourism
Entrepreneur Support	Asset Acquisition	Arts and Crafts
Community Economic Development	Community Events	Arts and Crafts
Entrepreneur Support	Asset Acquisition	Other Services
Micro-Business	Tools, Equipment and Raw Materials	Traditional Harvesting
Business Intelligence and Networking	Business Intelligence and Networking	Public Administration
Business Intelligence and Networking	Business Intelligence and Networking	Arts and Crafts
Micro-Business	Tools, Equipment and Raw Materials	Traditional Harvesting
Entrepreneur Support	Asset Acquisition	Business Services
Entrepreneur Support	Marketing and Product Development	Business Services

North Slave					
Unique	Overall	Region	Business Name	Community	Total \$ Disbursed
144	168	1	503758 NWT Ltd. (o/a Bullocks Bistro)	Yellowknife	\$6,281
145	169	2	507063 NWT Ltd. (o/a Harleys Hardrock Saloon)	Yellowknife	\$8,750
146	170	3	507676 N.W.T. INC.	Yellowknife	\$5,000
147	171	4	Abadi, Aron (o/a YK Kix and Apparel)	Yellowknife	\$15,045
148	172	5	Beaulieu, Agnes	Behchokò	\$3,000
149	173	6	Alappaa Inc.	Yellowknife	\$4,000
150	174	7	Alietum Ltd.	Yellowknife	\$1,187
151	175	8	Arctic Harvest	Yellowknife	\$3,661
152	176	9	Bannier, Angelique	Yellowknife	\$1,236
153	177	10	Beaulieu, Bernadette	Yellowknife	\$3,150
-	178	11	Beaulieu, Bernadette	Yellowknife	\$6,376
154	179	12	Beaulieu, Louise	Dettah	\$2,752
155	180	13	Beaulieu, Nora	Behchokò	\$3,000
156	181	14	Beaverho, Betty	Behchokò	\$3,500
157	182	15	Bell, Lacey	Yellowknife	\$1,011
158	183	16	Black Advocacy Coalition	Yellowknife	\$4,327
-	184	17	Black Advocacy Coalition	Yellowknife	\$5,465
159	185	18	Boreal Cultivation Inc.	Yellowknife	\$4,405
-	186	19	Boreal Cultivation Inc.	Yellowknife	\$25,000
160	187	20	Bows and Arrows	Ndilò	\$1,309
161	188	21	Break Away Fitness Ltd.	Yellowknife	\$2,842
162	189	22	Buggins, Curtis	Behchokò	\$5,000
163	190	23	Bush Order Provisions Ltd.	Yellowknife	\$2,647
164	191	24	Camille, Alicia	Yellowknife	\$2,710
165	192	25	Carpenter, Marie	Yellowknife	\$2,835
166	193	26	Carriere, Khol	Yellowknife	\$1,260
167	194	27	Cepoi, Delia C.(o/a Studio Silver Bliss)	Yellowknife	\$717
168	195	28	Chapple, Alexander David (o/a Chapple Enterprises)	Yellowknife	\$25,000
169	196	29	Cheetah Resources Corp.	Yellowknife	\$10,500
170	197	30	City of Yellowknife	Yellowknife	\$25,000
171	198	31	Community Government of Gamètì	Gamètì	\$1,654
-	199	32	Community Government of Gamètì	Gamètì	\$1,654
-	200	33	Community Government of Gamètì	Gamètì	\$2,630
172	201	34	Copper Quartz Media Inc.,	Yellowknife	\$4,000
173	202	35	Doctor, Dominic (o/a Dehk'e Enterprise)	Behchokò	\$25,000
174	203	36	DRW & Associates Ltd	Yellowknife	\$4,000
175	204	37	Dube, Bernard (o/a AGI Driving School)	Yellowknife	\$7,700
176	205	38	Enodah Wilderness Travel Ltd.	Ndilò	\$10,034
177	206	39	Football, Corine	Behchokò	\$3,000
178	207	40	Franki, Debra	Yellowknife	\$1,000
179	208	41	Gelale, Gulen (o/a Jevati Hot Dogs)	Yellowknife	\$8,985
180	209	42	Great Slave Bottling Company Ltd.	Yellowknife	\$1,435
-	210	43	Great Slave Bottling Company Ltd.	Yellowknife	\$6,888

Program	Category	Primary Sector
Entrepreneur Support	Marketing and Product Development	Accommodation and Food Services
Entrepreneur Support	Operational Support	Entertainment and Recreation
Entrepreneur Support	Film Marketing and Promotion	Film
Entrepreneur Support	Operational Support	Other Services
Micro-Business	Tools, Equipment and Raw Materials	Arts and Crafts
Business Intelligence and Networking	Business Intelligence and Networking	Other Services
Business Intelligence and Networking	Business Intelligence and Networking	Professional, Scientific and Technical Services
Entrepreneur Support	Marketing and Product Development	Traditional Harvesting
Micro-Business	Tools, Equipment and Raw Materials	Arts and Crafts
Entrepreneur Support	Operational Support	Retail Trade
Entrepreneur Support	Marketing and Product Development	Retail Trade
Micro-Business	Tools, Equipment and Raw Materials	Arts and Crafts
Micro-Business	Tools, Equipment and Raw Materials	Arts and Crafts
Micro-Business	Tools, Equipment and Raw Materials	Other Services
Micro-Business	Tools, Equipment and Raw Materials	Arts and Crafts
Community Economic Development	Community Events	Information and Cultural Industries
Entrepreneur Support	Marketing and Product Development	Information and Cultural Industries
Entrepreneur Support	Marketing and Product Development	Agriculture
Entrepreneur Support	Start-up Funding	Agriculture
Business Intelligence and Networking	Business Intelligence and Networking	Agriculture
Business Intelligence and Networking	Business Intelligence and Networking	Entertainment and Recreation
Micro-Business	Tools, Equipment and Raw Materials	Forestry and Logging
Business Intelligence and Networking	Business Intelligence and Networking	Agriculture
Micro-Business	Tools, Equipment and Raw Materials	Arts and Crafts
Micro-Business	Tools, Equipment and Raw Materials	Arts and Crafts
Micro-Business	Tools, Equipment and Raw Materials	Arts and Crafts
Micro-Business	Tools, Equipment and Raw Materials	Arts and Crafts
Entrepreneur Support	Start-up Funding	Professional, Scientific and Technical Services
Sector Support	Sector Research Support	Mining and Mineral Exploration
Community Economic Development	Community Events	Other Services
Business Intelligence and Networking	Business Intelligence and Networking	Agriculture
Business Intelligence and Networking	Business Intelligence and Networking	Agriculture
Business Intelligence and Networking	Business Intelligence and Networking	Agriculture
Entrepreneur Support	Film Marketing and Promotion	Film
Entrepreneur Support	Asset Acquisition	Transportation and Warehousing
Business Intelligence and Networking	Business Intelligence and Networking	Professional, Scientific and Technical Services
Entrepreneur Support	Operational Support	Other Services
Entrepreneur Support	Marketing and Product Development	Travel and Tourism
Micro-Business	Tools, Equipment and Raw Materials	Arts and Crafts
Micro-Business	Tools, Equipment and Raw Materials	Arts and Crafts
Entrepreneur Support	Operational Support	Accommodation and Food Services
Entrepreneur Support	Marketing and Product Development	Accommodation and Food Services
Entrepreneur Support	Marketing and Product Development	Accommodation and Food Services

Unique	Overall	Region	Business Name	Community	Total \$ Disbursed
181	211	44	Hearne Lake Operations Ltd	Remote Lodge	\$5,578
182	212	45	Huskey, Jolene	Behchokò	\$3,000
183	213	46	Inkit Limited	Yellowknife	\$24,000
184	214	47	Jackpine Paddle Inc	Yellowknife	\$10,000
185	215	48	Judas, Juanita	Yellowknife	\$3,000
186	216	49	Sarikaya, M (o/a K&M)	Yellowknife	\$1,628
187	217	50	Kasteel Construction and Coatings Inc.	Yellowknife	\$17,496
188	218	51	Konaté, Aminata (o/a My African Cuisine)	Yellowknife	\$4,899
189	219	52	Kotchilea, Roxanne (o/a Tundra Beauty)	Behchokò	\$4,511
190	220	53	La Rose, Simon	Yellowknife	\$2,967
191	221	54	Lafferty, Robert	Behchokò	\$3,600
192	222	55	Laziza Sauces	Yellowknife	\$787
193	223	56	Loubert, Nicole	Yellowknife	\$3,724
194	224	57	Makerspace YK	Yellowknife	\$75,000
195	225	58	Mantla, Justin	Whati	\$25,000
196	226	59	McBride, Emily (o/a Paddleboard Yoga)	Yellowknife	\$214
197	227	60	Migwi, Alice	Behchokò	\$3,000
198	228	61	Modeste, Mary	Yellowknife	\$2,500
199	229	62	Monckton-Milnes, Tanner (o/a TM Wood Supply)	Yellowknife	\$2,450
200	230	63	Mosher, Alyssa (o/a A-list Organizing)	Yellowknife	\$5,146
201	231	64	Moxon, Heather (o/a Reflexology with Heather)	Yellowknife	\$5,000
202	232	65	Nasogaluak, Eli	Yellowknife	\$5,000
203	233	66	Neill, Diana (o/a Olepeka SLP Services)	Yellowknife	\$5,000
204	234	67	North Slave Metis Alliance	Yellowknife	\$10,000
205	235	68	Northern Roots	Yellowknife	\$2,491
206	236	69	NWT Arctic Anglers	Yellowknife	\$4,666
207	237	70	O'Keefe, Lauren	Yellowknife	\$2,056
208	238	71	Old Town Community Association	Yellowknife	\$10,000
209	239	72	Paul Bros NEXtreme Inc.	Yellowknife	\$100,000
210	240	73	Pierrot, Mary Therese	Yellowknife	\$2,074
211	241	74	Purcka, Robert	Yellowknife	\$2,821
212	242	75	Reid, Jeremy (o/a NorthRock)	Yellowknife	\$3,735
-	243	76	Reid, Jeremy (o/a NorthRock)	Yellowknife	\$5,204
213	244	77	ReLeaf NT	Yellowknife	\$3,216
214	245	78	Richardson, Richard	Behchokò	\$7,847
215	246	79	Sabourin, John	Yellowknife	\$5,960
216	247	80	Sangris, Jacob	Yellowknife	\$3,000
217	248	81	Sarkadi, Laurie	Yellowknife	\$1,085
218	249	82	Scott, Robyn (o/a Robyn Scott)	Yellowknife	\$2,733
219	250	83	Signed Ltd.	Yellowknife	\$5,328
220	251	84	Snowking's Winter Festival	Yellowknife	\$25,000
221	252	85	Tlich Government	Behchokò	\$20,000
222	253	86	Tracey Simpson	Whati	\$2,066
223	254	87	Trinity Tactical Consulting Ltd.	Yellowknife	\$3,695
224	255	88	Vital, Adeline	Behchokò	\$3,000
225	256	89	Vitrekwa, Laura	Yellowknife	\$2,491

Program	Category	Primary Sector
Business Intelligence and Networking	Business Intelligence and Networking	Travel and Tourism
Micro-Business	Tools, Equipment and Raw Materials	Arts and Crafts
Entrepreneur Support	Operational Support	Business Services
Entrepreneur Support	Marketing and Product Development	Travel and Tourism
Micro-Business	Tools, Equipment and Raw Materials	Arts and Crafts
Entrepreneur Support	Operational Support	Other Services
Entrepreneur Support	Operational Support	Construction
Entrepreneur Support	Marketing and Product Development	Accommodation and Food Services
Entrepreneur Support	Marketing and Product Development	Arts and Crafts
Micro-Business	Tools, Equipment and Raw Materials	Retail Trade
Micro-Business	Tools, Equipment and Raw Materials	Other Services
Entrepreneur Support	Marketing and Product Development	Accommodation and Food Services
Micro-Business	Other Self-Employment	Arts and Crafts
Community Economic Development	Develop Infrastructure	Educational Services
Entrepreneur Support	Asset Acquisition	Transportation and Warehousing
Entrepreneur Support	Marketing and Product Development	Entertainment and Recreation
Micro-Business	Tools, Equipment and Raw Materials	Arts and Crafts
Micro-Business	Other Self-Employment	Arts and Crafts
Micro-Business	Other Self-Employment	Traditional Harvesting
Entrepreneur Support	Marketing and Product Development	Other Services
Sector Support	Sector Research Support	Health Care and Social Assistance
Micro-Business	Tools, Equipment and Raw Materials	Arts and Crafts
Entrepreneur Support	Start-up Funding	Health Care and Social Assistance
Community Economic Development	Community Events	Entertainment and Recreation
Business Intelligence and Networking	Business Intelligence and Networking	Agriculture
Community Economic Development	Community Events	Entertainment and Recreation
Entrepreneur Support	Start-up Funding	Health Care and Social Assistance
Community Economic Development	Community Events	Entertainment and Recreation
Entrepreneur Support	Marketing and Product Development	Manufacturing
Micro-Business	Tools, Equipment and Raw Materials	Arts and Crafts
Micro-Business	Tools, Equipment and Raw Materials	Arts and Crafts
Entrepreneur Support	Operational Support	Other Services
Micro-Business	Other Self-Employment	Other Services
Business Intelligence and Networking	Business Intelligence and Networking	Retail Trade
Micro-Business	Tools, Equipment and Raw Materials	Forestry and Logging
Micro-Business	Tools, Equipment and Raw Materials	Arts and Crafts
Micro-Business	Tools, Equipment and Raw Materials	Arts and Crafts
Entrepreneur Support	Marketing and Product Development	Arts and Crafts
Micro-Business	Tools, Equipment and Raw Materials	Arts and Crafts
Entrepreneur Support	Marketing and Product Development	Business Services
Community Economic Development	Community Events	Entertainment and Recreation
Entrepreneur Support	Asset Acquisition	Other Services
Micro-Business	Tools, Equipment and Raw Materials	Arts and Crafts
Business Intelligence and Networking	Business Intelligence and Networking	Travel and Tourism
Micro-Business	Tools, Equipment and Raw Materials	Arts and Crafts
Micro-Business	Tools, Equipment and Raw Materials	Arts and Crafts

Unique	Overall	Region	Business Name	Community	Total \$ Disbursed
226	257	90	Vogt, Jasmine	Yellowknife	\$2,800
227	258	91	Walden, Jennifer	Yellowknife	\$1,888
228	259	92	WaldenPaint Studio Ltd.	Yellowknife	\$2,195
229	260	93	Wedawin, Larry (o/a Larry Wedawin)	Whati	\$734
230	261	94	Wheler, Kerry (o/a Make Music NWT)	Yellowknife	\$5,615
231	262	95	Wifladt, Alice	Ndilq	\$4,100
232	263	96	Wild Kitchen NWT Ltd	Yellowknife	\$5,000
233	264	97	Yellowknife Chamber of Commerce	Yellowknife	\$25,000
234	265	98	Yellowknife Divers Inc.	Yellowknife	\$4,400
-	266	99	Yellowknife Divers Inc.	Yellowknife	\$20,000
235	267	100	Yellowknife Tours Ltd	Yellowknife	\$10,000
236	268	101	Yellowknives Dene First Nation	Ndilq	\$3,104
237	269	102	Zoe, Tina	Behchokq	\$3,000
					\$794,750

Program	Category	Primary Sector
Micro-Business	Tools, Equipment and Raw Materials	Arts and Crafts
Entrepreneur Support	Film Marketing and Promotion	Film
Entrepreneur Support	Marketing and Product Development	Film
Micro-Business	Tools, Equipment and Raw Materials	Arts and Crafts
Micro-Business	Other Self-Employment	Arts and Crafts
Micro-Business	Tools, Equipment and Raw Materials	Arts and Crafts
Entrepreneur Support	Film Marketing and Promotion	Film
Community Economic Development	Community Events	Other Services
Micro-Business	Prospector Support Program	Mining and Mineral Exploration
Entrepreneur Support	Film Sponsorship	Film
Entrepreneur Support	Marketing and Product Development	Travel and Tourism
Entrepreneur Support	Marketing and Product Development	Other Services
Micro-Business	Tools, Equipment and Raw Materials	Arts and Crafts

North Slave					
Unique	Overall	Region	Business Name	Community	Total \$ Disbursed
238	270	1	Conseil de Developpement Economique TNO	NWT Wide	\$25,000
239	271	2	DEMCo Ltd.	NWT Wide	\$2,980
240	272	3	Denendeh Development Corporation	NWT Wide	\$20,000
-	273	4	Denendeh Development Corporation	NWT Wide	\$5,000
241	274	5	Denendeh Investments Inc.	NWT Wide	\$3,723
242	275	6	Music NWT	NWT Wide	\$30,000
243	276	7	Northern Arts and Cultural Centre	NWT Wide	\$5,000
244	277	8	NWT Chamber of Commerce	NWT Wide	\$3,000
-	278	9	NWT Chamber of Commerce	NWT Wide	\$3,680
245	279	10	The NWT Professional Media Association	NWT Wide	\$25,000
246	280	11	Western Arctic Moving Pictures	NWT Wide	\$20,000
-	281	12	Western Arctic Moving Pictures	NWT Wide	\$9,050
-	282	13	Western Arctic Moving Pictures	NWT Wide	\$6,996
					\$159,429

Program	Category	Primary Sector
Community Economic Development	Plans and Planning	Business Services
Business Intelligence and Networking	Business Intelligence and Networking	Business Services
Community Economic Development	Develop Infrastructure	Business Services
Business Intelligence and Networking	Business Intelligence and Networking	Business Services
Business Intelligence and Networking	Business Intelligence and Networking	Business Services
Community Economic Development	Access to Business Information	Entertainment and Recreation
Community Economic Development	Access to Business Information	Entertainment and Recreation
Community Economic Development	Plans and Planning	Business Services
Business Intelligence and Networking	Business Intelligence and Networking	Business Services
Community Economic Development	Community Events	Film
Community Economic Development	Community Events	Film
Community Economic Development	Access to Business Information	Film
Community Economic Development	Community Events	Film

Sahtú					
Unique	Overall	Region	Business Name	Community	Total \$ Disbursed
247	283	1	507244 NWT INC	Tulita	\$10,000
248	284	2	Baton, Royden	Déłjñę	\$6,000
249	285	3	Berah Gutone Tue Enterprises Ltd.	Colville Lake	\$20,000
250	286	4	Black Spruce Education	Norman Wells	\$16,644
-	287	5	Black Spruce Education	Norman Wells	\$10,000
-	288	6	Black Spruce Education	Norman Wells	\$3,556
251	289	7	Canol Cleaning Services	Norman Wells	\$11,760
252	290	8	DC Metals	Norman Wells	\$3,312
253	291	9	Déłjñę Contracting Ltd.	Déłjñę	\$20,000
254	292	10	Déłjñę Got'inę Government	Déłjñę	\$20,000
255	293	11	Erutse, Marie	Fort Good Hope	\$5,000
256	294	12	Grandjambe, Jacinta	Fort Good Hope	\$2,368
257	295	13	Grey Goose Lodge Ltd.	Déłjñę	\$25,000
258	296	14	Hardrock Trucking Ltd.	Fort Good Hope	\$20,000
259	297	15	Jackson, Wilfred	Fort Good Hope	\$5,000
260	298	16	Jonathan Gillingham Photography	Norman Wells	\$5,000
-	299	17	Jonathan Gillingham Photography	Norman Wells	\$2,809
261	300	18	Kenny, Valene	Déłjñę	\$3,000
262	301	19	Kochon, Joey	Colville Lake	\$1,000
263	302	20	KPJ Mechanics	Norman Wells	\$6,000
264	303	21	Kunkel, Mary Jane	Tulita	\$2,192
265	304	22	Legohli Early Learning Society	Norman Wells	\$25,000
266	305	23	Lennie, Troy	Fort Good Hope	\$2,500
267	306	24	M.Y.B Construction Ltd	Tulita	\$8,380
-	307	25	M.Y.B Construction Ltd	Tulita	\$10,312
268	308	26	Mackeinzo, Valerie	Norman Wells	\$4,000
269	309	27	Manuel, Linda	Colville Lake	\$4,800
270	310	28	McCoy Enterprises Ltd.	Norman Wells	\$4,327
-	311	29	McCoy Enterprises Ltd.	Norman Wells	\$7,999
271	312	30	McNeely, Debbie	Norman Wells	\$1,904
272	313	31	McNeely's Mechanical Services Inc.	Fort Good Hope	\$14,618
273	314	32	MeckCon Services Ltd.	Déłjñę	\$75,000
274	315	33	MSR Contracting Ltd.	Déłjñę	\$15,120
275	316	34	Ne'Rahthen Development Ltd.	Fort Good Hope	\$4,454
-	317	35	Ne'Rahthen Development Ltd.	Fort Good Hope	\$25,000
276	318	36	Norman Wells Historical Society	Norman Wells	\$15,970
277	319	37	Norteno Media	Norman Wells	\$5,000
278	320	38	Northbound Contractors Ltd.	Norman Wells	\$25,000
279	321	39	Pierrot's Logistics	Fort Good Hope	\$9,920
280	322	40	Pratt, Bill	Norman Wells	\$5,319
281	323	41	Rampart Rentals Ltd.	Norman Wells	\$25,000
282	324	42	River Bend Motel Inc.	Fort Good Hope	\$25,000
283	325	43	Roche, Kevin James (o/a Keson Electrical)	Déłjñę	\$7,676
284	326	44	Sahtú Adventures Inc.	Norman Wells	\$12,278

Program	Category	Primary Sector
Sector Support	Sector Research Support	Oil and Gas
Micro-Business	Tools, Equipment and Raw Materials	Traditional Harvesting
Entrepreneur Support	Operational Support	Public Administration
Entrepreneur Support	Asset Acquisition	Educational Services
Community Economic Development	Community Events	Educational Services
Entrepreneur Support	Operational Support	Travel and Tourism
Entrepreneur Support	Operational Support	Other Services
Micro-Business	Tools, Equipment and Raw Materials	Other Services
Entrepreneur Support	Asset Acquisition	Construction
Community Economic Development	Plans and Planning	Public Administration
Micro-Business	Tools, Equipment and Raw Materials	Arts and Crafts
Entrepreneur Support	Marketing and Product Development	Arts and Crafts
Entrepreneur Support	Operational Support	Accommodation and Food Services
Entrepreneur Support	Start-up Funding	Transportation and Warehousing
Micro-Business	Tools, Equipment and Raw Materials	Traditional Harvesting
Micro-Business	Tools, Equipment and Raw Materials	Arts and Crafts
Business Intelligence and Networking	Business Intelligence and Networking	Arts and Crafts
Micro-Business	Tools, Equipment and Raw Materials	Arts and Crafts
Micro-Business	Tools, Equipment and Raw Materials	Traditional Harvesting
Micro-Business	Tools, Equipment and Raw Materials	Other Services
Entrepreneur Support	Marketing and Product Development	Arts and Crafts
Community Economic Development	Plans and Planning	Other Services
Micro-Business	Tools, Equipment and Raw Materials	Arts and Crafts
Entrepreneur Support	Operational Support	Construction
Entrepreneur Support	Operational Support	Construction
Micro-Business	Tools, Equipment and Raw Materials	Arts and Crafts
Micro-Business	Tools, Equipment and Raw Materials	Arts and Crafts
Entrepreneur Support	Operational Support	Other Services
Entrepreneur Support	Operational Support	Other Services
Micro-Business	Tools, Equipment and Raw Materials	Arts and Crafts
Entrepreneur Support	Operational Support	Other Services
Strategic Investment	Strategic Investment	Other Services
Entrepreneur Support	Asset Acquisition	Construction
Business Intelligence and Networking	Business Intelligence and Networking	Public Administration
Community Economic Development	Plans and Planning	Public Administration
Entrepreneur Support	Operational Support	Travel and Tourism
Micro-Business	Tools, Equipment and Raw Materials	Film
Entrepreneur Support	Asset Acquisition	Construction
Entrepreneur Support	Operational Support	Other Services
Micro-Business	Tools, Equipment and Raw Materials	Arts and Crafts
Entrepreneur Support	Marketing and Product Development	Retail Trade
Entrepreneur Support	Operational Support	Accommodation and Food Services
Entrepreneur Support	Operational Support	Construction
Entrepreneur Support	Marketing and Product Development	Travel and Tourism

Unique	Overall	Region	Business Name	Community	Total \$ Disbursed
285	327	45	Sahtú Dene Inn Inc.	Norman Wells	\$25,000
286	328	46	Techi?q Limited	Déłjñę	\$25,000
287	329	47	Tourism Tulita Incorporated	Tulita	\$25,000
288	330	48	Town of Norman Wells	Norman Wells	\$1,600
-	331	49	Town of Norman Wells	Norman Wells	\$2,055
-	332	50	Town of Norman Wells	Norman Wells	\$10,000
-	333	51	Town of Norman Wells	Norman Wells	\$12,735
289	334	52	Tulita Dene Band	Tulita	\$10,000
-	335	53	Tulita Dene Band	Tulita	\$15,000
290	336	54	Tutcho, Marlene	Déłjñę	\$2,183
-	337	55	Tutcho, Marlene	Déłjñę	\$2,239
291	338	56	Vinzele Cleaning Services	Norman Wells	\$25,000
292	339	57	Vital, Dewayne	Déłjñę	\$475
293	340	58	Walker, Drayton (o/a Ditchers Landscaping)	Norman Wells	\$9,073
-	341	59	Walker, Drayton (o/a Ditchers Landscaping)	Norman Wells	\$9,167
294	342	60	Willow Crescent Quilting	Norman Wells	\$2,726
295	343	61	Willowlake Enviornmental Ltd	Tulita	\$25,000
296	344	62	Yakeleya, Danny	Tulita	\$1,025
297	345	63	Yamouri Inn Ltd.	Norman Wells	\$25,000
					\$761,496

Program	Category	Primary Sector
Entrepreneur Support	Operational Support	Accommodation and Food Services
Entrepreneur Support	Operational Support	Other Services
Entrepreneur Support	Operational Support	Travel and Tourism
Business Intelligence and Networking	Business Intelligence and Networking	Public Administration
Business Intelligence and Networking	Business Intelligence and Networking	Public Administration
Community Economic Development	Community Events	Public Administration
Entrepreneur Support	Marketing and Product Development	Public Administration
Community Economic Development	Community Events	Public Administration
Community Economic Development	Community Events	Other Services
Micro-Business	Tools, Equipment and Raw Materials	Arts and Crafts
Entrepreneur Support	Marketing and Product Development	Arts and Crafts
Entrepreneur Support	Operational Support	Other Services
Micro-Business	Tools, Equipment and Raw Materials	Arts and Crafts
Entrepreneur Support	Asset Acquisition	Other Services
Entrepreneur Support	Operational Support	Other Services
Business Intelligence and Networking	Business Intelligence and Networking	Arts and Crafts
Entrepreneur Support	Asset Acquisition	Other Services
Business Intelligence and Networking	Business Intelligence and Networking	Mining and Mineral Exploration
Entrepreneur Support	Operational Support	Accommodation and Food Services

South Slave					
Unique	Overall	Region	Business Name	Community	Total \$ Disbursed
298	346	1	14528221 Canada Inc. (o/a Wintergreen Travel)	Fort Smith	\$4,420
299	347	2	507817 NWT Ltd.	Hay River	\$6,744
300	348	3	Aurora Heat, Inc.	Fort Smith	\$1,089
301	349	4	Baton, Erma	Fort Smith	\$1,396
302	350	5	Beamish, Sandi o/a Pure Esthetics	Fort Smith	\$1,225
-	351	6	Beamish, Sandi o/a Pure Esthetics	Fort Smith	\$2,894
303	352	7	Beaulieu, Louie	Fort Smith	\$4,900
304	353	8	Bourke, Rosalie	Fort Smith	\$2,576
305	354	9	Byram, Daniel o/a Black Goose Chimney Service	Hay River	\$1,705
306	355	10	Carriere, Jessica	Fort Smith	\$4,711
307	356	11	Chaillon, Pierre Emmanuel	Fort Smith	\$6,000
308	357	12	Charron, Steve o/a RPM Motors	Fort Smith	\$2,893
309	358	13	Chicot, Christopher	Kakisa Lake	\$5,920
310	359	14	Chivers, Judith	Enterprise	\$2,400
311	360	15	Clarke, Genevieve	Enterprise	\$1,055
312	361	16	Cumming, Janelle Kaitlyn	Fort Smith	\$3,007
313	362	17	Deneyoua, Cecile	Hay River	\$4,200
314	363	18	Detan Cho Tourist Camp	Hay River	\$18,070
315	364	19	DeWolf, Christine (o/a DeWolf Artworks)	Fort Smith	\$2,975
316	365	20	Dillon, Debbie (o/a Debbie Dillon)	Fort Smith	\$2,093
317	366	21	DKDC Site Services Ltd.	Fort Resolution	\$23,240
318	367	22	Doherty, Jody R.(o/a Stick Built Construction)	Fort Smith	\$2,412
319	368	23	Elleze, Margaret	Kátl'odeeche	\$3,696
320	369	24	Fort Resolution Dog Musher's Association	Fort Resolution	\$5,955
321	370	25	Fort Smith Metis Council	Fort Smith	\$2,590
322	371	26	Fort Smith Paddle Club	Fort Smith	\$12,476
323	372	27	Fort Smith Ski Club	Fort Smith	\$3,700
324	373	28	Freund, Colter	Fort Smith	\$1,217
325	374	29	Gonezu Energy Inc.	Fort Providence	\$14,498
326	375	30	Hamlet of Enterprise	Enterprise	\$12,000
327	376	31	Hart, Barbara	Hay River	\$590
328	377	32	Hay River Campground Christmas	Hay River	\$5,600
329	378	33	Hay River Chamber of Commerce	Hay River	\$8,500
330	379	34	Hay River Golf Club	Hay River	\$4,900
331	380	35	Kátl'odeeche First Nation	Kátl'odeeche	\$15,000
-	381	36	Kátl'odeeche First Nation	Kátl'odeeche	\$16,000
332	382	37	Labine, Jon	Fort Smith	\$2,036
333	383	38	Lafferty, Douglas	Fort Resolution	\$1,232
334	384	39	Lafferty, Frank (Rocky)	Fort Resolution	\$6,000
335	385	40	Lafferty, Greg Henry	Fort Resolution	\$6,000
336	386	41	Landry, Elaine	Fort Providence	\$916
-	387	42	Landry, Elaine	Fort Providence	\$917
-	388	43	Landry, Elaine	Fort Providence	\$1,059
-	389	44	Landry, Elaine	Fort Providence	\$1,522

Program	Category	Primary Sector
Entrepreneur Support	Start-up Funding	Travel and Tourism
Entrepreneur Support	Start-up Funding	Construction
Business Intelligence and Networking	Business Intelligence and Networking	Manufacturing
Micro-Business	Tools, Equipment and Raw Materials	Arts and Crafts
Entrepreneur Support	Start-up Funding	Other Services
Micro-Business	Other Self-Employment	Other Services
Micro-Business	Tools, Equipment and Raw Materials	Travel and Tourism
Micro-Business	Tools, Equipment and Raw Materials	Arts and Crafts
Entrepreneur Support	Start-up Funding	Other Services
Micro-Business	Other Self-Employment	Travel and Tourism
Micro-Business	Other Self-Employment	Professional, Scientific and Technical Services
Entrepreneur Support	Marketing and Product Development	Retail Trade
Entrepreneur Support	Asset Acquisition	Fisheries
Micro-Business	Tools, Equipment and Raw Materials	Arts and Crafts
Business Intelligence and Networking	Business Intelligence and Networking	Arts and Crafts
Micro-Business	Tools, Equipment and Raw Materials	Arts and Crafts
Micro-Business	Tools, Equipment and Raw Materials	Arts and Crafts
Entrepreneur Support	Asset Acquisition	Travel and Tourism
Micro-Business	Tools, Equipment and Raw Materials	Arts and Crafts
Business Intelligence and Networking	Business Intelligence and Networking	Arts and Crafts
Entrepreneur Support	Marketing and Product Development	Travel and Tourism
Entrepreneur Support	Marketing and Product Development	Construction
Micro-Business	Tools, Equipment and Raw Materials	Arts and Crafts
Community Economic Development	Community Events	Travel and Tourism
Micro-Business	Tools, Equipment and Raw Materials	Arts and Crafts
Community Economic Development	Community Events	Travel and Tourism
Community Economic Development	Community Events	Travel and Tourism
Micro-Business	Other Self-Employment	Other Services
Entrepreneur Support	Start-up Funding	Professional, Scientific and Technical Services
Community Economic Development	Community Events	Travel and Tourism
Micro-Business	Tools, Equipment and Raw Materials	Arts and Crafts
Community Economic Development	Community Events	Travel and Tourism
Community Economic Development	Community Events	Retail Trade
Community Economic Development	Community Events	Travel and Tourism
Community Economic Development	Community Events	Entertainment and Recreation
Community Economic Development	Community Events	Entertainment and Recreation
Micro-Business	Tools, Equipment and Raw Materials	Arts and Crafts
Micro-Business	Tools, Equipment and Raw Materials	Arts and Crafts
Micro-Business	Tools, Equipment and Raw Materials	Traditional Harvesting
Micro-Business	Tools, Equipment and Raw Materials	Traditional Harvesting
Micro-Business	Tools, Equipment and Raw Materials	Arts and Crafts
Micro-Business	Tools, Equipment and Raw Materials	Arts and Crafts
Business Intelligence and Networking	Business Intelligence and Networking	Arts and Crafts
Business Intelligence and Networking	Business Intelligence and Networking	Arts and Crafts


Unique	Overall	Region	Business Name	Community	Total \$ Disbursed
337	390	45	Landry, Rosaline	Fort Providence	\$1,600
338	391	46	Larocque, Jeela	Hay River	\$1,814
339	392	47	Mabbitt, Kaylene	Fort Smith	\$3,290
340	393	48	MacKay, Hazel	Kátł'odeeche	\$2,000
341	394	49	McCallum, Marius (o/a McCallum Fisheries)	Hay River	\$7,000
342	395	50	McKay, Lester	Fort Resolution	\$6,000
343	396	51	Melnyk, Natalie (o/a Ink and Iron Hair Design)	Fort Smith	\$1,566
344	397	52	Metcan Building Solutions Inc.	Hay River	\$75,000
345	398	53	Modeste, Ruth o/a Amaamaga	Fort Smith	\$4,752
346	399	54	Monster Recreational Products Ltd.	Hay River	\$5,596
347	400	55	Morrison, Keith o/a Bushman Distillery Ltd.	Fort Smith	\$19,666
348	401	56	Moses, D'Arcy J.	Enterprise	\$6,000
349	402	57	Mouse, Catherine	Hay River	\$2,800
350	403	58	Northern Life Museum	Fort Smith	\$16,394
351	404	59	Northern Loco Inc.	Fort Providence	\$2,671
352	405	60	Northwest Territory Metis Nation	Hay River	\$10,000
353	406	61	O'Reilly, Deanna	Fort Resolution	\$5,000
354	407	62	Paul's Plumbing and Heating Ltd.	Enterprise	\$6,843
355	408	63	Petras, Joann & Alex o/a Woodland Floral Arrangeme	Hay River	\$2,215
356	409	64	Polar Pond Hockey Association	Hay River	\$12,000
357	410	65	Roberts, Terry	Fort Smith	\$630
-	411	66	Roberts, Terry	Fort Smith	\$4,057
358	412	67	Rodgers, Renee	Fort Smith	\$1,301
-	413	68	Rodgers, Renee	Fort Smith	\$2,345
359	414	69	Sabourin, Angie	Kátł'odeeche	\$1,876
360	415	70	Schaefer, Shanna	Fort Smith	\$2,178
361	416	71	SFI Contracting	Enterprise	\$4,591
-	417	72	SFI Contracting	Enterprise	\$11,600
362	418	73	Simba, Nora	Kakisa Lake	\$5,000
363	419	74	Siurko, Jordyn	Fort Smith	\$1,393
364	420	75	Soumir, Nezha	Hay River	\$5,000
365	421	76	Stand Alone Energy Systems Ltd.	Fort Smith	\$3,800

Program	Category	Primary Sector
Micro-Business	Tools, Equipment and Raw Materials	Arts and Crafts
Micro-Business	Tools, Equipment and Raw Materials	Arts and Crafts
Micro-Business	Tools, Equipment and Raw Materials	Arts and Crafts
Micro-Business	Tools, Equipment and Raw Materials	Arts and Crafts
Entrepreneur Support	Asset Acquisition	Fisheries
Micro-Business	Tools, Equipment and Raw Materials	Traditional Harvesting
Business Intelligence and Networking	Business Intelligence and Networking	Other Services
Strategic Investment	Strategic Investment	Manufacturing
Micro-Business	Tools, Equipment and Raw Materials	Arts and Crafts
Entrepreneur Support	Operational Support	Retail Trade
Entrepreneur Support	Start-up Funding	Accommodation and Food Services
Micro-Business	Tools, Equipment and Raw Materials	Arts and Crafts
Micro-Business	Tools, Equipment and Raw Materials	Arts and Crafts
Community Economic Development	Community Events	Arts and Crafts
Entrepreneur Support	Marketing and Product Development	Arts and Crafts
Community Economic Development	Community Events	Travel and Tourism
Micro-Business	Other Self-Employment	Other Services
Entrepreneur Support	Asset Acquisition	Professional, Scientific and Technical Services
Entrepreneur Support	Start-up Funding	Retail Trade
Community Economic Development	Community Events	Travel and Tourism
Micro-Business	Tools, Equipment and Raw Materials	Arts and Crafts
Micro-Business	Tools, Equipment and Raw Materials	Arts and Crafts
Entrepreneur Support	Start-up Funding	Professional, Scientific and Technical Services
Entrepreneur Support	Start-up Funding	Professional, Scientific and Technical Services
Micro-Business	Tools, Equipment and Raw Materials	Arts and Crafts
Micro-Business	Tools, Equipment and Raw Materials	Arts and Crafts
Entrepreneur Support	Asset Acquisition	Construction
Entrepreneur Support	Asset Acquisition	Construction
Micro-Business	Tools, Equipment and Raw Materials	Arts and Crafts
Entrepreneur Support	Start-up Funding	Other Services
Micro-Business	Tools, Equipment and Raw Materials	Accommodation and Food Services
Business Intelligence and Networking	Business Intelligence and Networking	Professional, Scientific and Technical Services

Unique	Overall	Region	Business Name	Community	Total \$ Disbursed
366	422	77	The Frolics	Fort Smith	\$12,135
367	423	78	Thebacha & Wood Buffalo Astronomical Society	Fort Smith	\$2,520
368	424	79	Thebacha Business Development Services	Fort Smith	\$25,000
369	425	80	Thebacha Sled Dog Association	Fort Smith	\$4,399
370	426	81	Timber Fallen Inc.	Fort Smith	\$2,500
371	427	82	Town of Fort Smith	Fort Smith	\$2,210
-	428	83	Town of Fort Smith	Fort Smith	\$2,300
-	429	84	Town of Fort Smith	Fort Smith	\$4,000
-	430	85	Town of Fort Smith	Fort Smith	\$21,490
372	431	86	Town of Hay River	Hay River	\$25,000
373	432	87	Wylie, Meredith	Fort Smith	\$2,100

					\$571,961
					\$3,556,632
			Year-End Adjustments		\$8,868
			Total		\$3,565,500

Program	Category	Primary Sector
Community Economic Development	Community Events	Travel and Tourism
Community Economic Development	Community Events	Travel and Tourism
Community Economic Development	Community Events	Business Services
Community Economic Development	Community Events	Travel and Tourism
Entrepreneur Support	Marketing and Product Development	Forestry and Logging
Business Intelligence and Networking	Business Intelligence and Networking	Public Administration
Business Intelligence and Networking	Business Intelligence and Networking	Public Administration
Business Intelligence and Networking	Business Intelligence and Networking	Public Administration
Community Economic Development	Access to Business Information	Public Administration
Community Economic Development	Plans and Planning	Travel and Tourism
Micro-Business	Tools, Equipment and Raw Materials	Arts and Crafts





www.iti.gov.nt.ca

