



Grants and Contributions

Results Report 2016 – 2017

October 2017



Government of
Northwest Territories



English

French

Cree

Tłchq

Chipewyan

South Slavey

North Slavey

Gwich'in

Inuvialuktun

Inuktitut

Inuinnaqtun

An abstract graphic featuring several thick, flowing, brush-like strokes in shades of blue and pink. The strokes are layered and curved, creating a sense of movement and depth against a plain white background.

TABLE OF CONTENTS

MINISTER'S MESSAGE	1
MESSAGE DU MINISTRE	2
EXECUTIVE SUMMARY	3
RÉSUMÉ	9
PROGRAM RESULTS REPORTING	15
Business Support, Trade and Economic Analysis	15
<i>Business Development Program</i>	15
Economic Diversification	22
<i>Agriculture</i>	22
<i>Fisheries</i>	29
<i>Traditional Economy - Furs</i>	30
<i>Tourism and Parks</i>	31
Mineral and Petroleum Resources	42
<i>Petroleum Resources</i>	42
<i>Mineral Resources</i>	45
<i>NWT Geological Survey</i>	47
APPENDIX A - Seed Funding	48
APPENDIX B - Contribution Payments Funded Through Agreements with Others	70



MINISTER'S MESSAGE

Small and medium sized businesses make up 90 percent of all businesses in the Northwest Territories (NWT).

They provide employment opportunities for our people; counter the boom and bust cycle that characterizes our resource-based economy; and provide products and services that add to the quality of life in our communities.

Through the Department of Industry, Tourism and Investment, our government is developing, promoting and sustaining an environment in which NWT entrepreneurs and small business owners can invest, take risks and prosper.

We do so with targeted policies, programs and funding initiatives – and in partnership with organizations such as the Business Development and Investment Corporation and Community Futures Organizations.

As businesses succeed locally, they contribute to regional economic growth, diversification and the sustainability of our economy overall.

In 2016/2017, \$17.5 million in grants and contributions was provided to more than 1,400 individuals, entrepreneurs, businesses and groups with an economic interest in our territory.

This report provides an accounting of our investment. More so, it highlights that we are following through on our commitment to support greater economic diversification with strategic investments in agriculture, arts, fisheries, forestry, manufacturing, tourism and traditional harvesting.



The Honourable Wally Schumann
Minister of Industry, Tourism and Investment

MESSAGE DU MINISTRE

Les petites et moyennes entreprises représentent 90 % de toutes les entreprises des Territoires du Nord-Ouest (TNO).

Elles fournissent des emplois aux Ténos, permettent de briser le cycle économique de notre économie de ressources naturelles et offrent des produits et des services qui améliorent la qualité de vie dans nos collectivités.

Grâce au ministère de l'Industrie, du Tourisme et de l'Investissement, le GTNO crée, favorise et entretient un climat dans lequel les propriétaires de PME peuvent investir, prendre des risques et prospérer.

Pour y arriver, le Ministère cible des politiques, des programmes et des initiatives de financement et forme des partenariats avec des organismes comme la Société d'investissement et de développement et la Société d'aide au développement des collectivités.


Lorsque les entreprises locales réussissent, elles contribuent à la croissance, à la diversification et à la viabilité de l'économie locale et territoriale.

En 2016-2017, 1 400 personnes, entrepreneurs et organismes qui ont l'intérêt financier des TNO à cœur se sont partagé 17,5 millions de dollars en subventions et contributions.

Le présent rapport fait état des investissements du Ministère et de son engagement continu à favoriser une plus grande diversification de l'économie en investissant de façon stratégique dans les domaines de l'agriculture, de l'art, de la pêche, de la foresterie, du tourisme et de la récolte traditionnelle.

Wally Schumann

Ministre de l'Industrie, du Tourisme et de l'Investissement



EXECUTIVE SUMMARY

PREFACE

The mandate of the Department of Industry, Tourism and Investment (ITI) is to promote economic self-sufficiency through the responsible development of Northwest Territories (NWT) natural resources and to create a prosperous, diverse and sustainable economy for the benefit of all NWT residents.

This is done through a number of measures including the delivery and management of financial grants and contribution programs to a wide range of clients and agencies in various sectors, including:

- development of the mineral and petroleum resource sector;
- development of renewable resource industries, including agriculture, commercial fishing and the traditional fur harvesting and crafts economy;
- the promotion and support of tourism, trade and investment; and
- the promotion of businesses, including, manufacturing and secondary industries.

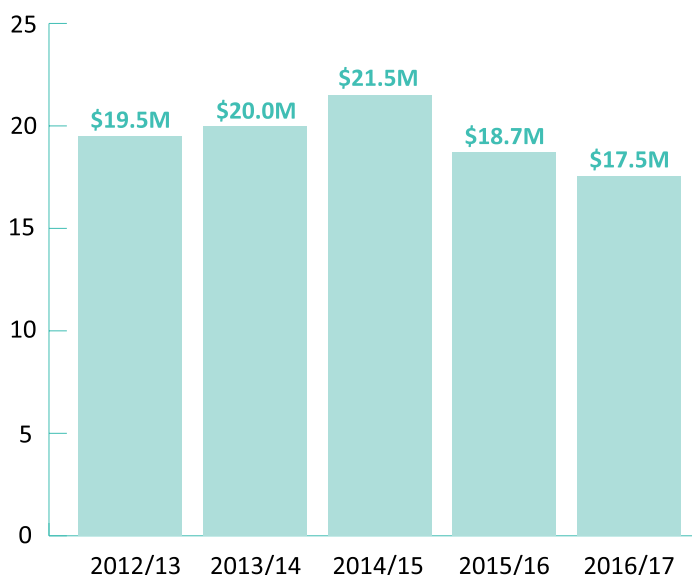
This Report provides a summary of grants and contributions provided throughout the 2016/2017 fiscal year.

SUMMARY OF RESULTS

Over the 2016/2017 fiscal year, ITI provided \$17.5 million in contributions to more than 1,400 individuals, entrepreneurs, businesses, governments, and groups across the NWT.

Contribution assistance over the 2016/2017 period decreased by \$1.2 million or 6.5 percent compared to 2015/2016, as shown in Chart 1, due to fiscal constraint and budgetary restrictions. Starting in 2015, a decline is also noted as realignment of responsibilities among various government departments resulted in the transfer from ITI of programming and contributions associated with the fur harvesting industry to the Department of Environment and Natural Resources (ENR) and energy programs to the Department of Infrastructure (INF).

Chart 1: Grants and Contributions Over Past Five Years (\$ millions)



MAJOR GRANTS AND CONTRIBUTIONS

ITI provided \$7.213 million in funding for two major NWT-wide organizations that have a significant impact on the economic well-being of NWT residents and businesses: Northwest Territories Tourism (NWT) and the NWT Business Development and Investment Corporation (BDIC), shown in Table 1.

Table 1: Contributions by Client exceeding \$1,000,000

Client	Total Contribution
Northwest Territories Tourism	\$3,901,000
Business Development and Investment Corporation	\$3,312,000

Other major contributions went towards economic and small business development through contributions to community, regional and territorial organizations, governments and educational institutions. Investments were in support and development of the mineral and petroleum resource sectors, as well as sector diversification and development in tourism, fisheries, agriculture and traditional economy sectors.

Nearly \$5 million in contributions was provided to 26 recipients as detailed in Table 2 on the right.

Table 2: Contributions by Client exceeding \$100,000

Client	Total Contribution
Tłıchq Government	\$352,602
NWT Fishermen's Federation	\$324,700
Sahtu Business Development Centre	\$312,000
Deh Cho Business Development Center	\$301,630
Akaiicho Business Development Corporation	\$263,920
Northern Frontier Visitors Association	\$251,813
Western Arctic Business Development Corporation	\$239,270
Fort Simpson Historical Society	\$236,000
Town of Fort Smith	\$199,650
Thebacha Business Development Services	\$180,000
NWT & Nunavut Chamber of Mines	\$172,325
Incorporated Hamlet of Tuktoyaktuk	\$167,972
Incorporated Hamlet of Tulita	\$148,077
Fur Institute of Canada	\$146,346
K'asho Got'ine Charter Community	\$144,127
Hamlet of Ulukhaktok	\$142,342
Inuvialuit Community Economic Development Organization	\$142,000
Déljine Got'ine Government	\$134,127
University of Alberta	\$126,885
Town of Hay River	\$125,000
Great Northern Arts Festival	\$120,577
Daazraii/North Wright Airways Ltd.	\$117,000
Deninu Ku'e First Nations	\$116,400
Déljine First Nation	\$112,560
TerraX Minerals Inc	\$103,171
Mackenzie Valley Aboriginal Pipeline Limited Partnership	\$100,000

COMMUNITY, REGION AND TERRITORIAL RESULTS

Providing \$17.5 million in grants and contributions in the 2016/17 fiscal year, Table 3 details the allocations made to each community and region as well as the contributions made to clients delivering a service or product territory-wide. Chart 2 shows the distribution of funding by region. Chart 3 presents allocations made according to Level 1 and Level 2 communities and Territory wide. Approximately 48 percent of all grants and contributions funds were made to agencies operating throughout the NWT. This includes contributions made to NWT, the BDIC and organizations representing business or economic sector development roles. Nearly 30 percent of grants and contributions went to the 28 designated Level 2 communities.

Table 3: Grants and Contributions – By Community, Region and NWT-wide

Recipients - Community and Region	Amount
Beaufort Delta	\$1,842,704
Region Wide	\$278,157
Aklavik	\$146,682
Fort McPherson	\$51,199
Inuvik	\$753,314
Paulatuk	\$ 35,516
Sachs Harbour	\$ 44,708
Tsiigehtchic	\$113,533
Tuktoyaktuk	\$256,939
Ulukhaktok	\$162,656
Dehcho	\$1,524,398
Region Wide	\$414,030
Fort Liard	\$115,042
Fort Simpson	\$782,501
Jean Marie	\$ 36,796
Nahanni Butte	\$ 51,367
Sambaa Ke	\$ 87,567
Wrigley	\$ 37,094
North Slave	\$2,646,611
Region Wide	\$322,620
Behchoko	\$88,193
Fort Simpson	\$1,100
Gameti	\$126,171
Inuvik	\$5,000

Recipients - Community and Region	Amount
Lutsel K'e	\$12,391
Wekweti	\$61,666
Wha Ti	\$141,352
Yellowknife*	\$1,888,118
Sahtu	\$1,355,640
Region Wide	\$191,000
Colville Lake	\$ 49,282
Deline	\$226,764
Fort Good Hope	\$202,183
Norman Wells	\$485,744
Tulita	\$200,668
South Slave	\$1,719,548
Region Wide	\$52 295
Enterprise	\$51,345
Fort Providence	\$135,558
Fort Resolution	\$110,409
Fort Smith	\$577,790
Hay River	\$692,537
Hay River Reserve	\$51,072
Kakisa Lake	\$48,541
South Slave	\$52,295
Territorial	
Recipients or projects are considered under this group if they serve all or a number of communities across the NWT	\$8,413,450
Grand Total	\$17,502,351

* Includes N'dilo and Dettah

Chart 2: Grants and Contributions by Region 2016/2017 (\$17,502,351)

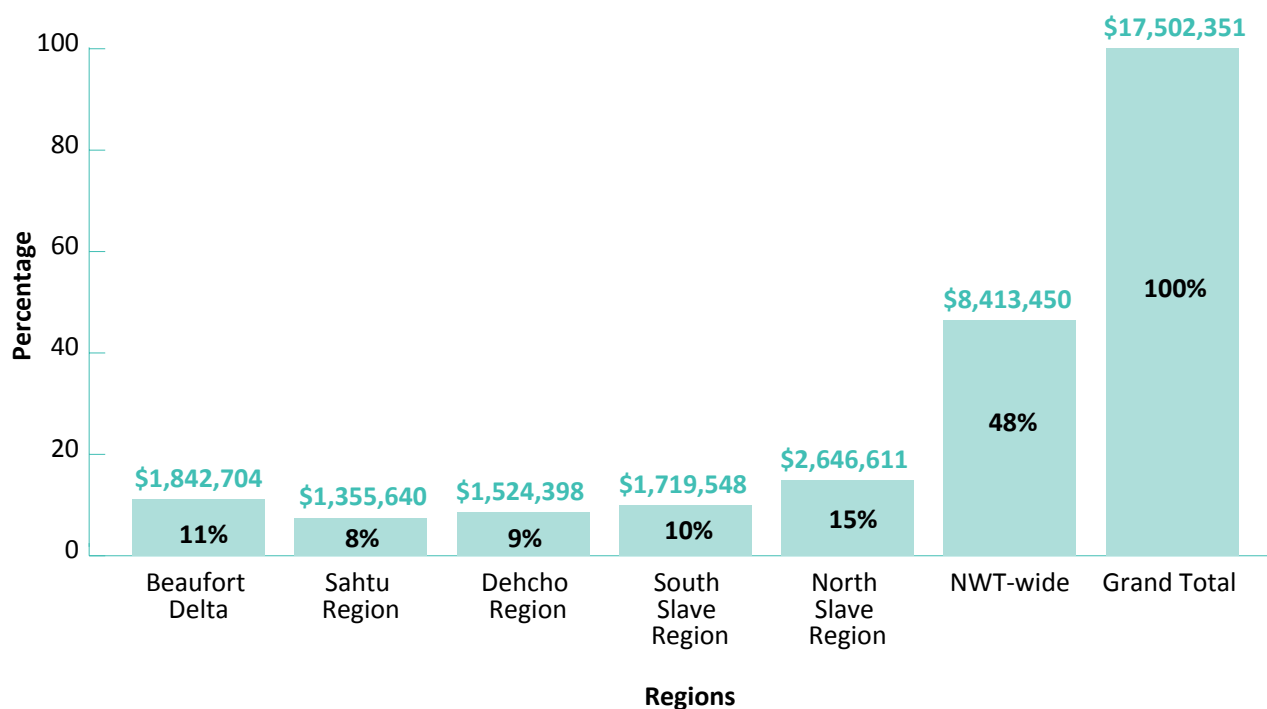
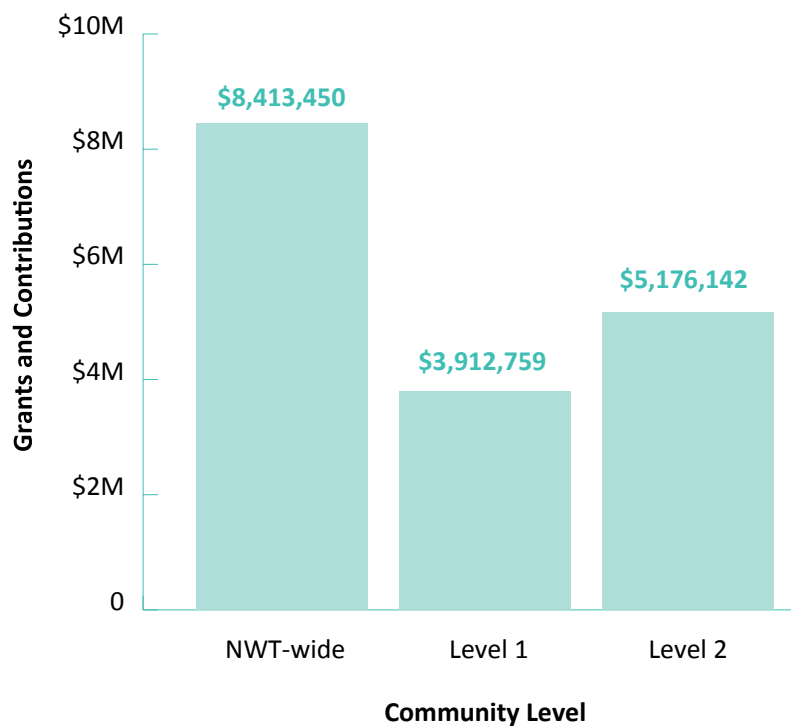


Chart 3: Grants and Contributions by Community Level*



*Grants and Contributions are categorized into three distinct groups:

Level 1: Communities are Yellowknife, Hay River, Inuvik and Fort Smith.

Level 2: 28 remaining communities.

NWT-wide: Projects are considered under this group if they serve all or a number of communities across the NWT.

SECTOR DISTRIBUTION

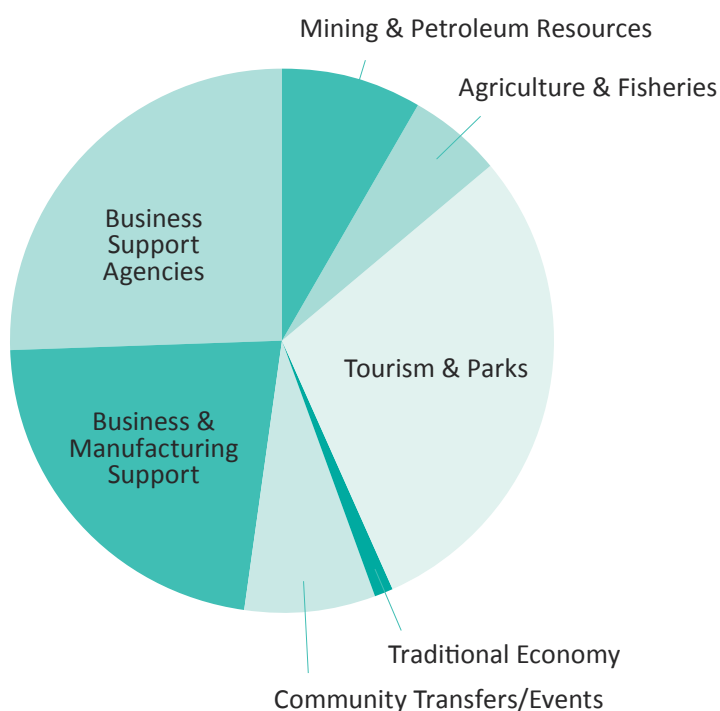
The Department's grants and contributions programs are designed to support three broad investment themes or pillars. Unlocking Our Potential is aimed at support to the mineral and petroleum economic sectors including geoscience and permafrost study; Investing in Diversity encompasses programming around tourism, commercial fisheries, agriculture, and traditional economy, such as fur harvesting and craft and support to business development and sustainability. The third major investment target area, at times overlapping with Investing in Diversity, is Business Services whose programming areas are designed to support development of small and medium sized business and manufacturing in the NWT through either contributions or loans.

As shown in Table 4 and Chart 4, the combination of contribution programming included within Business Services accounted for nearly half of the Department's entire \$17.5 million in grants and contributions. These programs are supported through the Support for Entrepreneurs and Economic Development (SEED) program and the Business Support Agencies such as the Business Development and Investment Corporation. Tourism contributions formed over 30 percent of the total grants and contributions allocations at close to \$5.4 million. This includes funding for marketing including training, research and product development, Aboriginal tourism, and a host of other tourism-related support initiatives.

Table 4: Grants and Contributions by Department Investment and Economic Sector 2016/2017

Unlocking Our Potential	Mining and Petroleum Resources	\$1,358,014	8%
	Agriculture and Fisheries	\$751,336	4%
Investing in Diversity	Tourism and Parks	\$5,395,070	31%
	Traditional Economy	\$236,075	1%
	Community Transfers/Events	\$1,197,074	7%
	Business and Manufacturing Support	\$3,621,734	21%
Business Services	Business Support Agencies	\$4,943,048	28%

Chart 4: Grants and Contributions by Economic Sector 2016/2017



PROGRAM DETAIL

ITI administered 26 separate funding programs in the 2016/2017 fiscal year for a total of \$17,502,351 in support contributions (Table 5). This is a reduction of \$1.2 million from the previous fiscal year due to budgetary restrictions within the department.

Table 5: Contribution Funding by Major Program Activity for 2016/2017

Program Activity	Actual Expenditure
Economic Diversification and Business Support	
Fur Price Program	\$157,044
Commercial Fisheries	\$225,000
Community Transfers Initiative	\$1,462,992
Support for Entrepreneur and Economic Development	\$3,874,854
Growing Forward 2	\$163,191
Northern Food Development Program	\$448,582
Great Northern Arts Festival	\$25,000
Film Industry Rebate Program	\$84,368
Economic Opportunities Strategy	\$48,415
Community Futures	\$945,320
Business Development and Investment Corporation	\$3,312,000
Contributions - Various	\$2,500
Minerals and Petroleum Resources	
Mackenzie Valley Development Contributions	\$349,172
NWT Chamber of Mines	\$37,060
Mining Incentive Program	\$394,283
Aboriginal Mineral Development Support Program	\$115,000
Contributions Various - NWT Geological Survey	\$402,835
Contributions - Various	\$59,665
Tourism and Parks	
Tourism Industry Contribution	\$3,336,000
Tourism 2020	\$404,000
Northern Frontier Visitors Centre	\$161,000
Tourism Product Diversification Program	\$1,054,200
Community Tourism Infrastructure	\$158,785
Convention Bureau	\$90,000
Tourism Skills Development	\$31,481
Contributions - Various	\$159,604
Total Contributions	\$17,502,351

Figures in this report include accruals at year end and may not include amounts actually paid out as they are subject to final reporting requirements.

RÉSUMÉ

PRÉFACE

Le mandat du ministère de l'Industrie, du Tourisme et de l'Investissement (MITI) consiste à promouvoir l'autonomie économique grâce au développement responsable des ressources naturelles des Territoires du Nord-Ouest (TNO) ainsi qu'à créer une économie prospère, diversifiée et durable pour l'ensemble des Ténos.

Une série de mesures sont mises en œuvre à ces fins, notamment le parrainage et la gestion de programmes de subventions et contributions financières destinés à une variété de clients et d'organismes dans de nombreux secteurs. Ces mesures visent entre autres :

- le développement de l'industrie des ressources minérales et pétrolières;
- le développement du secteur des ressources renouvelables, notamment l'agriculture, la pêche commerciale et l'économie traditionnelle de la trappe des fourrures et de l'artisanat;
- la promotion et le soutien des industries du tourisme, du commerce et de l'investissement;
- la promotion des affaires, notamment la fabrication et les secteurs secondaires.

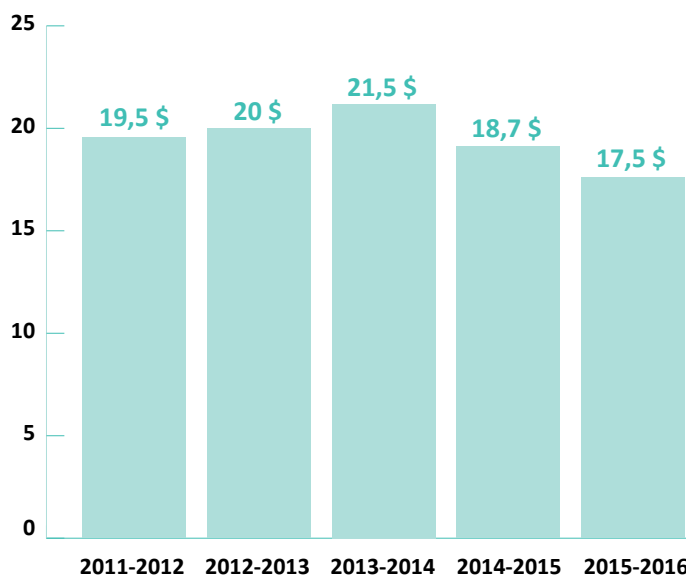
Le présent rapport résume les subventions et les contributions versées au cours de l'exercice 2016-2017.

RÉSUMÉ DES RÉSULTATS

Au cours de l'exercice 2016-2017, le Ministère a versé 17,5 millions de dollars en contributions à plus de 1 400 particuliers, entrepreneurs, entreprises, gouvernements et groupes des TNO.

Les contributions, comme l'indique le graphique 1, ont été réduites de près de 1,2 million de dollars en 2015-2016, soit de 6,5 % par rapport à l'exercice précédent en raison de restrictions budgétaires. Cette diminution, qui a commencé en 2015, est aussi attribuable à la réaffectation des responsabilités parmi divers ministères gouvernementaux. Ainsi, des programmes et des contributions liés à la chasse des fourrures ont été transférés du Ministère au ministère de l'Environnement et des Ressources naturelles (MERN), alors que des programmes énergétiques sont passés sous la gouverne du ministère de l'Infrastructure.

Graphique 1 : Subventions et contributions des cinq derniers exercices (en millions de dollars)



SUBVENTIONS ET CONTRIBUTIONS D'ENVERGURE

Le Ministère a versé 8,32 millions de dollars à deux grands organismes qui mènent des activités dans l'ensemble du territoire et qui ont des retombées économiques importantes pour les résidents et les entreprises ténos : Tourisme TNO et la Société d'investissement et de développement des TNO (voir le Tableau 1 ci-dessous).

Tableau 1 : Contributions de plus de 1 000 000 par client

Client	Contribution totale
Tourisme TNO	3 901 000 \$
Société d'investissement et de développement	3 312 000 \$

D'autres contributions d'envergure ont été allouées au développement de l'économie et des petites entreprises, notamment à des organismes communautaires, régionaux et territoriaux, ainsi qu'à des gouvernements et à des établissements d'enseignement. Le Ministère a investi dans les secteurs des ressources minérales et pétrolières, ainsi que dans la diversification sectorielle et l'expansion du tourisme, des pêcheries, de l'agriculture et de l'économie traditionnelle. Des contributions de près de 5 millions de dollars ont été versées à 26 bénéficiaires, comme l'illustre le tableau 2 ci-dessous.

Tableau 2 : Contributions de plus de 100 000 par client

Client	Contribution totale
Gouvernement tñchq	352 602 \$
Fédération des pêcheurs des TNO	324 700 \$
Centre d'aide aux entreprises du Sahtú	312 000 \$
Centre de développement des entreprises du Dehcho	301 630 \$
Société de développement des entreprises d'Akaiitcho	263 920 \$
Centre d'information touristique Northern Frontier	251 813 \$
Société de développement des entreprises de l'Arctique de l'Ouest	239 270 \$
Société historique de Fort Simpson	236 000 \$
Ville de Fort Smith	199 650 \$
Services d'aide aux entreprises de Thebacha	180 000 \$
Chambre des mines des TNO et du Nunavut	172 325 \$
Hameau incorporé de Tuktoyaktuk	167 972 \$
Hameau incorporé de Tulita	148 077 \$
Institut de la fourrure du Canada	146 346 \$
Communauté à charte K'asho Got'jñę	144 127 \$
Hameau d'Ulukhaktok	142 342 \$
Organisme de développement économique inuvialuit	142 000 \$
Gouvernement Got'jñę de Déljñe	134 127 \$
Université de l'Alberta	126 885 \$
Ville de Hay River	125 000 \$
Festival des arts du Grand Nord	120 577 \$
Daazraii/North Wright Airways Ltée	117 000 \$
Première Nation Deninu K'ue	116 400 \$
Première Nation de Déljñe	112 560 \$
TerraX Minerals inc.	103 171 \$
Société en nom collectif Mackenzie Valley Aboriginal Pipeline	100 000 \$

RÉSULTATS À L'ÉCHELLE LOCALE, RÉGIONALE ET TERRITORIALE

Les subventions et contributions versées durant l'exercice 2016-2017 totalisent près de 19 millions de \$. Le tableau 3 illustre la répartition du financement par collectivité et par région de même que les contributions allouées aux fournisseurs de services ou de produits à l'échelle panterritoriale. Le graphique 2 illustre la distribution du financement par région tandis que le graphique 3 indique les subventions et contributions accordées aux collectivités de niveau 1 et de niveau 2 ainsi qu'à l'échelle territoriale. Environ 48 % de toutes les subventions et contributions ont été versées à des organismes qui œuvrent aux TNO. Ce chiffre inclut les contributions accordées à Tourisme TNO, à la SID et aux organisations qui assument des rôles de développement d'affaires ou économique sectoriel. Près de 30 % des subventions et contributions sont allées aux 28 collectivités dites de niveau 2.

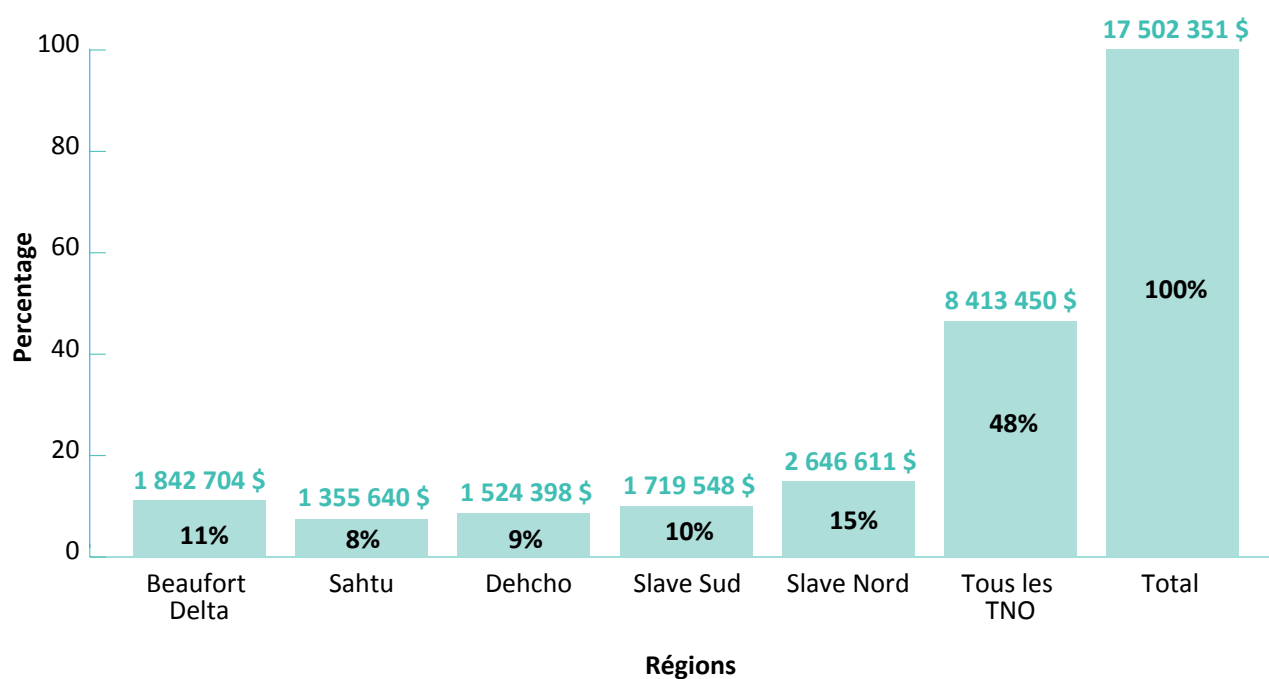
Tableau 3 : Subventions et contributions – à l'échelle locale, régionale et territoriale.

Bénéficiaires – Collectivité et région	Amount
Beaufort Delta	1 842 704 \$
<i>Toute la région</i>	278 157 \$
<i>Aklavik</i>	146 682 \$
<i>Fort McPherson</i>	51 199 \$
<i>Inuvik</i>	753 314 \$
<i>Paulatuk</i>	35 516 \$
<i>Sachs Harbour</i>	44 708 \$
<i>Tsiigehtchic</i>	113 533 \$
<i>Tuktoyaktuk</i>	256 939 \$
<i>Ulukhaktok</i>	162 656 \$
Dehcho	1 524 398 \$
<i>Toute la région</i>	414 030 \$
<i>Fort Liard</i>	115 042 \$
<i>Fort Simpson</i>	782 501 \$
<i>Jean Marie</i>	36 796 \$
<i>Nahanni Butte</i>	51 367 \$
<i>Sambaa Ke</i>	87 567 \$
<i>Wrigley</i>	37 094 \$

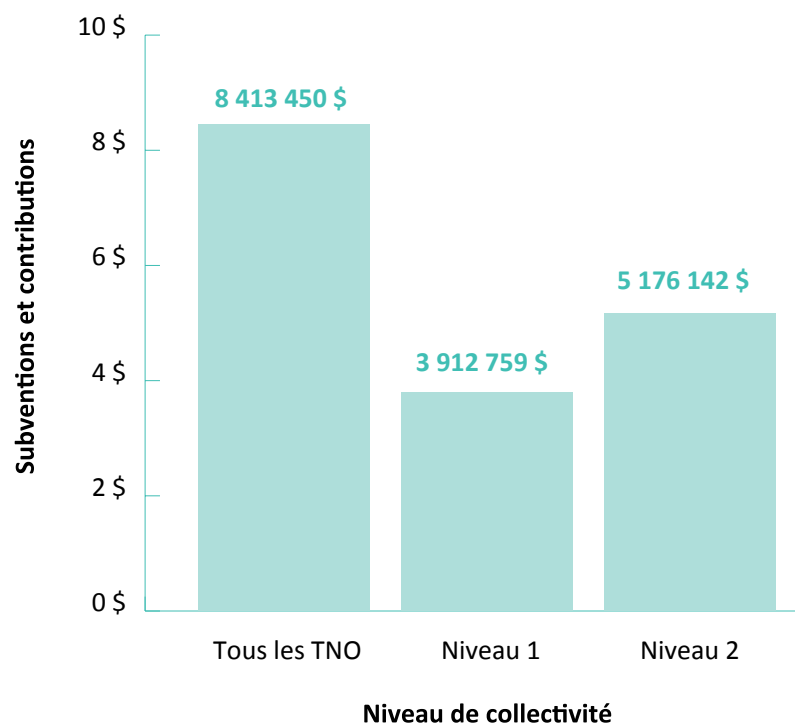
Bénéficiaires – Collectivité et région	Amount
Slave Nord	2 646 611 \$
<i>Toute la région</i>	322 620 \$
<i>Behchoko</i>	88 193 \$
<i>Fort Simpson</i>	1 100 \$
<i>Gameti</i>	126 171 \$
<i>Inuvik</i>	5 000 \$
<i>Lutsel K'e</i>	12 391 \$
<i>Wekweti</i>	61 666 \$
<i>WhaTi</i>	141 352 \$
<i>Yellowknife*</i>	1 888 118 \$
Sahtu	1 355 640 \$
<i>Toute la région</i>	191 000 \$
<i>Colville Lake</i>	49 282 \$
<i>Deline</i>	226 764 \$
<i>Fort Good Hope</i>	202 183 \$
<i>Norman Wells</i>	485 744 \$
<i>Tulita</i>	200 668 \$
Slave Sud	1 719 548 \$
<i>Toute la région</i>	52 295 \$
<i>Enterprise</i>	51 345 \$
<i>Fort Providence</i>	135 558 \$
<i>Fort Resolution</i>	110 409 \$
<i>Fort Smith</i>	577 790 \$
<i>Hay River</i>	692 537 \$
<i>Réserve de Hay River</i>	51 072 \$
<i>Kakisa Lake</i>	48 541 \$
Territorial	
<i>Les bénéficiaires ou les projets entrent dans ce groupe s'ils servent plusieurs collectivités ou toutes les collectivités des TNO</i>	8 413 450 \$
Total	17 502 351 \$

* Inclut Ndilo et Dettah

Graphique 2 : Subventions et contributions par région pour l'exercice 2016-2017 (17 502 351 \$)



Graphique 3 : Subventions et contributions par niveau de collectivité (en millions de dollars)



*Les subventions et contributions sont classifiées en trois groupes distincts :

Niveau 1 : Yellowknife, Hay River, Inuvik et Fort Smith

Niveau 2 : les 28 collectivités restantes

Tous les TNO : Les bénéficiaires ou les projets entrent dans ce groupe s'ils servent plusieurs collectivités ou toutes les collectivités des TNO.

DISTRIBUTION PAR SECTEUR

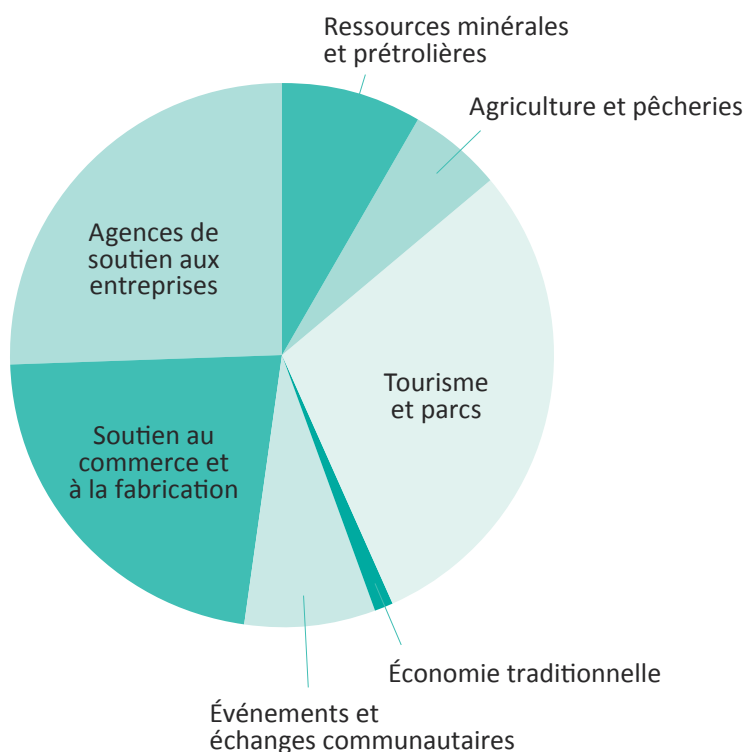
Les programmes de subventions et contributions du Ministère ont été conçus de façon à cibler trois grands thèmes ou piliers d'investissement. La campagne « Réalisons notre potentiel » (*Unlocking Our Potential*) vise à soutenir les secteurs économiques des ressources minérales et pétrolières, notamment les travaux géoscientifiques et les études sur le pergélisol, alors que la campagne « Investir dans la diversité » (*Investing in Diversity*) regroupe des programmes axés sur le tourisme, les pêcheries commerciales, l'agriculture et l'économie traditionnelle, comme la trappe des fourrures et l'artisanat, tout en favorisant le développement et la durabilité des affaires. Le troisième effort d'investissement, qui chevauche parfois le premier, cible plutôt les services aux entreprises. Les programmes qui s'y rattachent ont pour but de soutenir le développement de PME et d'entreprises de fabrication ténues au moyen de contributions ou de prêts.

Comme indiqué dans le tableau et le graphique 4, les divers programmes de contribution visant à soutenir les services aux entreprises ont accaparé près de la moitié des 17,5 millions de dollars offerts en subventions et contributions par le Ministère. Ces programmes sont menés dans le cadre du Programme d'appui aux entrepreneurs et au développement économique (PAEDE) et par des organismes de soutien aux entreprises, comme la Société d'investissement et de développement. Le secteur touristique a utilisé plus de 30 % de l'enveloppe des subventions et contributions, soit près de 5,4 millions de dollars. Parmi les activités couvertes figuraient le marketing, notamment la formation, la recherche et le développement de produits, le tourisme autochtone et une série d'autres initiatives liées au tourisme.

Tableau 4 : Subventions et contributions par secteur économique et d'investissement du Ministère en 2016-2017

Réalisons notre potentiel	Ressources minérales et pétrolières	1 358 014 \$	8 %
Investir dans la diversité	Agriculture et pêcheries	751 336 \$	4 %
	Tourisme et parcs	5 395 070 \$	31 %
	Économie traditionnelle	236 075 \$	1 %
	Événements et échanges communautaires	1 197 074 \$	7 %
Services aux entreprises	Soutien au commerce et à la fabrication	3 621 734 \$	21 %
	Agences de soutien aux entreprises	4 943 048 \$	28 %

Graphique 4 : Subventions et contributions par secteur économique en 2016-2017



RENSEIGNEMENTS SUR LES PROGRAMMES


Le Ministère a administré 26 projets de financement de programmes distincts durant l'exercice 2016-2017, pour un total de 17 502 351 \$ en contributions, une diminution de 1,2 million de dollars par rapport à l'exercice précédent en raison de restrictions budgétaires au Ministère.

Tableau 5 : Contribution financière par importante activité de programme en 2016-2017

Activité de programme	Dépenses réelles
Soutien aux entreprises et à la diversification économique	
Programme d'établissement des prix de la fourrure	157 044 \$
Pêcheries commerciales	225 000 \$
Projet de transfert des responsabilités aux localités	1 462 992 \$
Aide aux entrepreneurs et au développement économique	3 874 854 \$
Cultivons l'avenir 2	163 191 \$
Programme de développement du secteur alimentaire du Nord	448 582 \$
Great Northern Arts Festival	25 000 \$
Programme de remises pour le cinéma des TNO	84 368 \$
Stratégie sur les perspectives économiques des TNO	48 415 \$
Développement des collectivités	945 320 \$
Société d'investissement et de développement	3 312 000 \$
Diverses contributions	2 500 \$
Division des ressources minérales et pétrolières	
Contributions au projet dans la vallée du Mackenzie	349 172 \$
Chambre des mines des TNO	37 060 \$
Programme d'encouragement aux activités minières	394 283 \$
Programme de soutien de l'exploitation minière autochtone	115 000 \$
Diverses contributions – Commission géologique des TNO	402 835 \$
Diverses contributions	59 665 \$
Tourisme et parcs	
Contribution pour l'industrie du tourisme	3 336 000 \$
Tourisme 2020	404 000 \$
Centre d'information touristique Northern Frontier	161 000 \$
Programme de diversification et de commercialisation des produits touristiques	1 054 200 \$
Infrastructure de tourisme communautaire	158 785 \$
Bureau des congrès	90 000 \$
Perfectionnement des compétences en tourisme	31 481 \$
Diverses contributions	159 604 \$
Total des contributions	17 502 351 \$

Les chiffres inclus dans les tableaux et les graphiques du présent rapport sont réajustés à la fin de l'exercice et peuvent ne pas comprendre les montants réellement payés puisque ceux-ci doivent faire l'objet d'une déclaration finale.

PROGRAM RESULTS REPORTING



BUSINESS SUPPORT, TRADE AND ECONOMIC ANALYSIS

BUSINESS DEVELOPMENT PROGRAM COMMUNITY FUTURES

Purpose

Industry, Tourism and Investment supports Community Futures Development Corporations (CFDCs) through annual operational contributions delivered via the Community Futures Program.

Eligibility

Community Futures Development Corporations may be eligible for funding.

Grant/Contribution

Contribution

Maximum Amount Available Per Applicant

N/A

Program Budget

\$867,000 for the 2016/2017 fiscal year

Program Manager

Business Support, Trade and Economic Analysis Division

Policy Authority

Established under the authority of the Minister of Industry Tourism and Investment

Application Process

Operations funding, via the Community Futures Program, is based on a Contribution Agreement model.

Results Reporting

The Community Futures Program is a community-based economic development initiative, delivered in each region. CFDCs operate independently of government as non-profit organizations and are overseen by a volunteer Board of Directors that is representative of the region and communities that it serves. CFDCs provide access to capital and business support services to entrepreneurs in their operating area.

In the 2016/2017 fiscal year, a total of \$945,320 in funding was provided for Community Future Development Corporations. This amount includes accruals at year end. A separate and detailed report for the Community Futures Program is produced and tabled in the Legislative Assembly and posted on the Industry Tourism and Investment website on an annual basis

COMMUNITY TRANSFER INITIATIVES

Purpose

To provide funding for NWT communities to obtain the services of an Economic Development Officer (EDO), who is responsible to that community, through the provision of salary and operations funding to individual communities.

Eligibility

All NWT communities are eligible to request the transfer of ITI EDO positions where those positions have not already been transferred to the community.

Grant/Contribution

Contribution

Maximum Amount per Applicant

The maximum amount allocated per applicant varies by community depending on remoteness and whether the community is eligible for a half or full time position.

Program Budget

\$1,587,000 for the 2016/2017 fiscal year

Program Manager

Business Support, Trade and Economic Analysis Division

Policy Authority

Established under authority of the Minister of ITI

Application Process

Funding is through negotiated agreements.

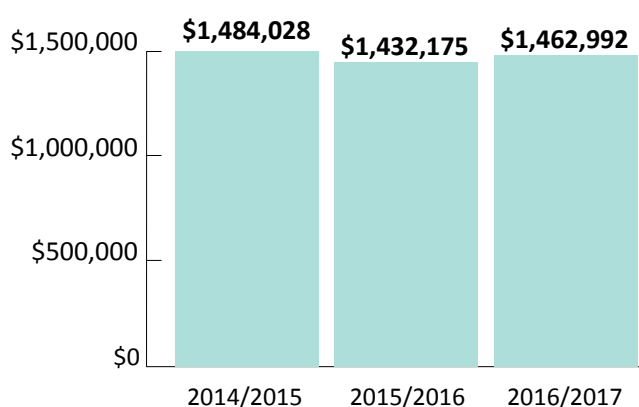
Results Reporting

Results of the Community Transfer Initiative are reported by ITI Regional Offices. Reporting includes an annual operational plan, a quarterly activity report and a performance appraisal for the EDO.

For the 2016/2017 fiscal year, 12 communities in the NWT participated in the Community Transfer Initiatives Program (Table 6). Total funding contributed was \$1,462,992 (this amount includes accruals at year end). Chart 5 provides a summary of transfer amounts for the past three fiscal years.

The breakdown by Community for Community Transfer Initiatives is listed in Table 6.

Chart 5: Community Transfer Program – Allocations 2014/2015 to 2016/2017



Program Detail	Expenditures		
	2014/2015	2015/2016	2016/2017
Akaiicho Business Development Corp.	\$108,500	\$108,475	\$108,500
City of Yellowknife	\$50,000	\$50,000	\$50,000
Community of Fort Good Hope (K'asho Got'ine Charter Community)	\$120,000	\$120,000	\$117,640
Dehcho Business Development Centre	\$118,000	\$108,000	\$108,000
Deninu K'ue First Nation (Fort Resolution)	\$114,700	\$116,400	\$116,400
Déljine First Nation	\$120,000	\$120,000	\$114,028
Hamlet of Tuktoyaktuk	\$121,180	\$121,180	\$135,180
Tulita Yamoria Community Secretariat	\$123,528	\$80,000	\$120,000
Hamlet of Ulukhaktok	\$136,000	\$136,000	\$136,000
Tsiigehtchic Charter Community	\$59,500	\$59,500	\$44,625
Sahtu Business Development Corp.	\$120,000	\$120,000	\$120,000*
Tłıchq Government	\$292,620	\$292,620	\$292,620
Total	\$1,484,028	\$1,432,175	\$1,462,992

* accrual at year end

SUPPORT FOR ENTREPRENEURS AND ECONOMIC DEVELOPMENT

Purpose

The Support for Entrepreneurs and Economic Development (SEED) Policy provides contributions toward starting out in business, improving capacity or skills, and helping small communities to expand their local economy.

Eligibility

All NWT businesses, business associations, band/community councils and individuals are eligible. Specific eligibilities are provided under the individual program elements of the Policy.

Grant/Contribution

Contribution

Maximum Amount Available Per Client

Up to \$25,000, depending on program category, to any one client in any fiscal year, with a cap of \$30,000 to any one client in any fiscal year on an overall basis.

Program Budget

Program funding was \$3,866,000 for the 2016/2017 fiscal year; demand led the program to be oversubscribed for this fiscal year. This funding is inclusive of \$160,000 set aside for projects in the film sector, \$125,000 set aside for projects in the arts and crafts sector, and \$50,000 set aside for the Prospector Grubstake Program.

Program Manager

Business Support, Trade and Economic Analysis

Policy Authority

Established under the authority of the Minister of Industry, Tourism and Investment

Application Process

Application forms may be obtained from any local Industry, Tourism and Investment office.

A Contribution Agreement will be drawn up for a successful applicant. Specific terms and conditions vary according to the nature of the contribution and the project or activity being supported.

www.itl.gov.nt.ca/en/services/support-entrepreneurs-and-economic-development-seed

Results Reporting

In the 2016/2017 fiscal year, Industry, Tourism and Investment provided \$3,880,354 in contributions to 442 individuals, businesses and organizations in the NWT; down from \$3,940,628 in 2015/2016 and down from \$4,149,323 in 2014/2015 (Chart 6). \$5,500 of this amount was funded by GF2.

By SEED Policy Program

Contributions made under the SEED Policy fall under five program categories (Table 7):

- Entrepreneur Support
- Sector Support
- Community Economic Development
- Micro Business
- Business Intelligence and Networking

And one schedule:

- Film Industry Funding

Chart 6: SEED Allocations – 2011/2012 to 2016/2017

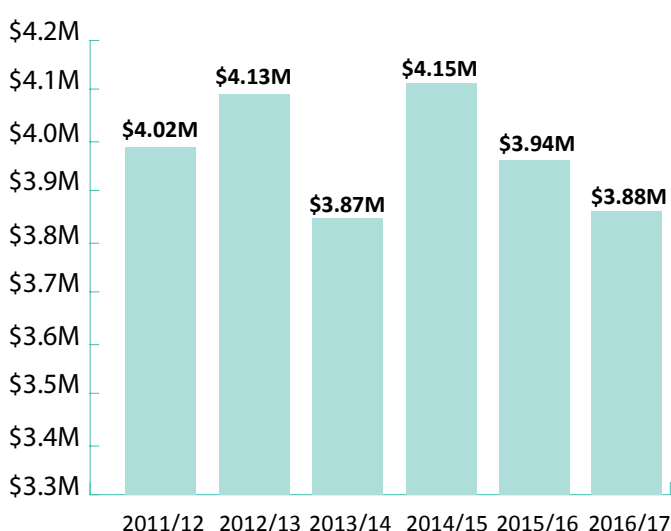


Table 7: SEED Allocations by Policy Programs

Distribution of Funding by SEED Policy Program	Contributions (\$)	% Share
Business Intelligence and Networking	\$130,823	3.4%
Community Economic Development	\$1,728,284	44.5%
Entrepreneur Support	\$1,321,442	34.1%
Micro Business	\$542,097	14.0%
Sector Support	\$157,708	4.0%
Totals	\$3,880,354	100%

By Community Level

Under the SEED Policy, communities are defined as either Level 1 or Level 2 communities, as follows:

Seed Community Levels	
Level 1	Fort Smith, Hay River, Inuvik, and Yellowknife
Level 2	All Other Communities

Level 1: The most developed communities in the NWT. These communities have well developed community business infrastructure and air/road transportation links.

Level 2: Communities with less-developed business infrastructure and air/road transportation links.

Table 8: SEED Allocations by Level 1 and Level 2 Communities

Distribution of Funding by Community Level	Contributions (\$)	Share (%)
Level 1	\$1,592,906	41
Level 2	\$1,930,995	50
NWT-wide	\$356,453	9
Totals	\$3,880,354	100

See Appendix "A" for the full Support for Entrepreneurs and Economic Development Policy Report by Region and Client.

By Economic Sector

Under the SEED Policy, contributions are categorized into different economic sectors. Table 9 shows the economic sectors that received funding in 2016/2017:

Table 9: SEED Allocations by Program Economic Sectors – 2016/17

Activity Name	Amount (\$)	Share (%)	Ranking
Accommodation, Food and Beverage	\$193,849	5.0	7
Agriculture	\$64,078	1.7	16
Arts and Crafts	\$618,465	15.9	1
Business Services	\$440,798	11.4	3
Conference	\$116,563	3.0	10
Construction and Design Cost	\$124,226	3.2	9
E-commerce	\$30,980	0.8	21
Education	\$69,405	1.8	15
Energy	\$22,539	0.6	22
Festival	\$294,471	7.6	5
Film Production	\$311,133	8.0	4
Finance	\$9,000	0.2	26
Fine Performing Arts	\$107,214	2.8	13
Fisheries	\$47,335	1.2	19
Forestry	\$44,091	1.1	20
Health	\$49,638	1.3	18
Manufacturing	\$111,090	2.9	11
Mining and Mineral Exploration	\$13,238	0.3	25
Oil and Gas	\$2,082	0.1	27
Other	\$54,598	1.4	17
Public Administration	\$220,183	5.7	6
Recycling	\$13,920	0.4	24
Retail	\$78,779	2.0	14
Trade Show	\$23,000	0.6	22
Traditional Harvesting	\$113,955	2.9	11
Transportation	\$133,829	3.4	8
Travel and Tourism	\$571,895	14.7	2
Total	\$3,880,354	100	

FILM REBATE PROGRAM

Purpose

To encourage active NWT film and television production companies to film on location in the NWT, to purchase goods and services in the NWT, and to hire and train NWT residents.

The Film Rebate Program has three categories:

1. NWT Labour/Training Rebate
2. NWT Expenditure Rebate
3. NWT Travel Rebate

Eligibility

Applicants or productions eligible for the Film Rebate Program are:

- Guest Producers, NWT Co-Production Partners and NWT production companies;
- Pre-production and production costs for film and television filming in the NWT, where NWT labour content equals or exceeds 30 percent of total
- in-territory (NWT) spend;
- Minimum NWT Spend of \$60,000 which can combine NWT Labour/NWT Spend (excludes GST);
- Preference will be given to projects with TV broadcast or theatrical distribution commitments; and
- Commercials are only eligible to apply under the NWT Travel Rebate category of the NWT Film Rebate Program.

Grant/Contribution

Contribution

Maximum Amount Available Per Applicant

Maximums per applicant per project are guided by the following:

NWT Labour/Training Rebate

- 25 percent rebate for eligible NWT labour.
- An additional 15 percent rebate for recognized positions or for NWT resident candidates receiving on-set training.

NWT Expenditure Rebate

- 25 percent rebate for all goods and services that qualify as NWT Spend purchased and consumed in the NWT.
- An additional 15 percent rebate for goods and services for productions shooting outside of Yellowknife city limits.

NWT Travel Rebate

- Ten percent rebate for travel to/from the NWT from anywhere in the world (south of the 60th Parallel).

- 30 percent rebate for travel within the NWT (excluding aerial photography) not to exceed \$15,000 per production.

Program Budget

The NWT Film Rebate Program budget for 2016/2017 was \$100,000. Due to a delay in the launch of the Film Rebate Program, the budget of \$106,000 from 2015/2016 was deferred to 2016/2017 allowing for a total budget of \$206,000.

Program Manager

The NWT Film Commissioner, a position designated by the Minister of ITI and certified by the Association of Film Commissioners International. The Associate Film Commissioner will fulfill the responsibilities of the Film Commissioner as delegated.

Policy Authority

Established under the authority of the Minister of Industry, Tourism and Investment

Application Process

Application form and guidelines for the NWT Film Rebate Program can be found on the NWT Film Commission website at: www.nwtfilm.com

Applications must be received by predetermined dates each year and funding distributed to those that meet the NWT Film Rebate Program criteria and provide the greatest benefit to the NWT.

Completed applications are evaluated by staff of the NWT Film Commission.

Successful applicants will be notified by the NWT Film Commission of the decision and provided with a

written estimate of the pre-approved rebate, based on the information provided, along with a Contribution Agreement. The Contribution Agreement will outline the deliverables and requirements by the NWT Film Commission, which must be entered into by the applicant to receive funding under the NWT Film Rebate Program.

The NWT Film Commission reserves the right to exercise discretion throughout this process, including the evaluation of projects that realize significant benefits to the NWT.

Decisions by the NWT Film Commission are eligible to an appeal process. Appeals must be in writing and received by the ITI Assistant Deputy Minister of

Economic Development no later than 30 days following the date that the applicant has received notification of the approving authority's decision.

Results Reporting

A total of two film project contributions were made in the 2016/2017 fiscal year, totaling **\$84,368**.

Table 10: Film Rebate Program – Summary of Contribution Detail

Project	Region/ Community	Actual Amount	Status
Jill and Jackfish Productions	North Slave	\$1,368	Received \$70,000 in 2015/16 and an additional \$1,368 in 2016/17. Film was released Fall 2017 and has been screening at festivals around the world.
Three Feathers	South Slave	\$83,000	Film expected to be released Fall 2017.
Total		\$84,368	

ECONOMIC OPPORTUNITIES STRATEGY AND IMPLEMENTATION PLAN– VARIOUS INITIATIVES

Background to the Economic Opportunities Strategy

The Economic Opportunities Strategy (EOS) and Implementation Plan was released publicly, and tabled in the 17th Legislative Assembly in October 2014. While the EOS was initiated during the 17th Legislative Assembly, its 10-year implementation horizon flows into the 18th Legislative Assembly's priority of economy, environment and climate change under the goal of investing in renewable resources, agriculture, arts, fisheries, forestry, manufacturing, tourism, and traditional harvesting.

The EOS lays out 117 recommended actions to be initiated over ten years, 2014-2024. It also incorporates strategies undertaken by the GNWT in support of energy planning, mineral development, biomass fuels, labour force development, addressing poverty and improving transportation. Each of these strategies include initiatives or actions that will contribute to the diversification of the NWT economy, reduce the cost of living, create employment, and address infrastructure needs in the interest of greater economic prosperity in the NWT. Almost 70 percent of recommended actions identified in the EOS fall to Industry, Tourism and Investment to lead.

Purpose

To provide financial support to NWT businesses, entrepreneurs, organizations and other stakeholders in support of implementing elements of the EOS objective to develop the NWT economic environment in which NWT businesses and entrepreneurs can take the lead in identifying, pursuing and realizing economic opportunities.

Eligibility

Contributions are open to applications from strategic partners and stakeholders and support one or more of the four distinct strategic pillars set out under the EOS:

- Climate for Growth;
- Building on Success;
- Regional Diversification;
- People: Opportunity Readiness.

Grant/Contribution

Funding is provided through a Contribution Agreement

Maximum Amount Available Per Applicant

The maximum amount allocated per applicant varies based on the initiative.

Program Budget

Specific funding was included in ITI's 2016/17 Business plan for the implementation of initiatives addressing recommended actions included in the EOS and are subject to the availability of fiscal resources and the capacity within the Department to address them.

Annual allocations are determined through ITI's appropriation and expenditures.

Program Manager

Director of Business Support, Trade and Economic Analysis and ITI Regional Superintendents

Policy Authority

The partnership established to develop and author the EOS will continue to serve as its Governance Committee to monitor and support its implementation. Its leadership will rotate between partners and administrative support will be provided by ITI.

Application Process

Funding is through application to one of the Regional Program Managers.

Strategy Results Reporting

ITI will also report on the EOS through the Main Estimates and the annual Grants and Contributions Results Report. Results may also be included in the updating of the EOS Implementation Plan. The Minister of ITI tabled the 2015/16 NWT EOS Progress Report during the May/June 2017 sitting of the 18th Legislative Assembly. This EOS Progress Report included reporting on the funded initiatives. The next NWT EOS Progress Report is expected to be tabled in early 2018.

2016/2017 Various Initiatives Results Reporting

Initiatives funded in 2016/2017 fiscal year in support of the EOS and independent of an established Contribution Policy are listed below:

Supports to the Commercial Fishing Industry, Traditional Economy and Agriculture (Total Amount of \$48,415)

Through the EOS, the GNWT recognizes that the NWT fishing industry, traditional economy and agriculture sector face many challenges. Building these sectors of the economy will take time and investment. There is also recognition that investing in these resources can play an important role in fostering a strong diverse economy for the benefit of all NWT residents.

Funding was provided to implement the Strategy for Revitalizing the Great Slave Lake Commercial Fishery. This included funding to the NWT Fishermen's Federation to hire a consultant to provide professional and administrative support to the organization to assess and implement components of the Strategy.

Funding was provided to complete a business plan to establish a small scale traditional tannery in the community of Fort Providence. The development of a tannery would provide local employment and traditionally smoked hides to artists throughout Northwest Territories, Yukon and Nunavut.

Funding was also provided for costs associated with developing a research network for studies addressing northern agricultural technology development.

Great Northern Arts Festival – Inuvik (Total Amount of \$25,000)

In support of the 17th and 18th Legislative Assembly's priority to develop the Tourism sector, ITI supported a more coordinated approach to leveraging the potential of festivals and events as tourism attractions by offsetting the production costs of the Great Northern Arts Festival in Inuvik.

The 10 day festival commenced July 15th, 2016, and welcomed 300+ guests, 36 visual artists, 50 performing artists, and hosted over 60 workshops.

Enhanced marketing and promotion of the event was done locally, territorially and nationally through updated rack cards, all inclusive brochures, marketing by partnering with local businesses, and enhanced use of social media.

This was the third year of using an integrated system of inventory control, point of sales and artists payments.

The 2016 festival was reduced slightly in magnitude due to the financial situation of the society but garnered some additional corporate sponsorship. Artists from across northern Canada, Alberta and Greenland participated in the 2016 festival.

This support is reflective of the Tourism 2020 Strategy's five focus areas:

- Visitor Attraction and Experience
- Aboriginal Cultural Tourism
- Community Tourism Development
- Skills Development
- Tourism Research and Planning

Yellowknife Chamber of Commerce (Total Amount of \$2,500)

Funding was used to help support the "Be a Tourist in Your Own Town" campaign with the North Slave Region.

ECONOMIC DIVERSIFICATION

AGRICULTURE

"GROWING FORWARD 2" – VARIOUS INITIATIVES

Background to Strategy

The multi-lateral Growing Forward 2 (GF2) Agreement came into effect on April 1, 2013, and will expire on March 31, 2018. The overall intent of this programming is to increase production of local agricultural products in the north. The current goals are to build community capacity, diversify local economies and reduce the cost of food in the NWT.

Under the GF2 Agreement with the federal government, up to \$1.2 million in cost shared investment is

flowed annually to the NWT agriculture sector to increase resource capacity to grow food in all NWT communities. The GF2 Agreement is cost shared on an approximate 40:60 basis. The annual federal

government contribution is \$732,600, while the GNWT is expected to provide up to \$488,400.

Purpose of Contributions of Various Initiatives

Contributions made under the cost shared program support community based and territorial wide initiatives that encourage agriculture sector development. Investments are made in building resource capacity, promoting greater agriculture awareness, encouraging local and commercialized food production and facilitating access and marketability of domestically sourced meat, eggs, and produce from communities throughout the NWT.

Eligibility

Contributions are open to applications from NWT-based private sector partners, participants or organizations involved in planning, delivery and/or funding and support one or more of the six strategic program areas set out under the Agreement.

- Small Scale Foods
- Human Resources (Mentorship)
- Agriculture Market Development (includes Northern Agri-foods, Inter-settlement Trade)
- Agriculture Research (may include bison, pilot projects)
- Agriculture Awareness (new)
- Food Safety

Grant/Contribution

Funding is provided through a Contribution Agreement.

Maximum Amount per Applicant

The maximum amount allocated per applicant varies based on the initiative and relevant program terms and conditions.

Program Budget

Specific funding for this cost-shared program was included in ITI's 2016-17 Business Plan. Funding is subject to the availability of fiscal resources and the capacity within the Department to address them.

Annual allocations are determined through ITI's appropriation and expenditures.

The total approved appropriation specific to GF2 within ITI for 2016/2017 was \$300,000.

Program Managers

Director of Investment and Economic Analysis and ITI Regional Superintendents

Policy Authority

Agreement established under authority of Minister of ITI

Application Process

Funding is through application to the one of the Program Managers.

Strategy Results Reporting

In addition to the annual Grants and Contributions Results Report, ITI will report through the Main Estimates.

2016/2017 Various Initiatives Results Reporting

Following are initiatives funded in 2016/2017 fiscal year in support of the GF2 Agreement.

Over the course of the year, the NWT Agriculture Strategy has been finalized. It was approved and released in March 2017. The Strategy is currently in its initial phase of implementation.

Actual expenditures in grants and contributions by ITI as the GNWT's cost shared portion of the Agreement were \$168,191 (includes an adjustment to contributions from Other Expenses of \$5,000) of a total investment of \$490,274. A portion of GF2 expenses is also spent under other expenses.

Table 11: Growing Forward 2 – Allocations by Recipients, Location and Project Results

Growing Forward 2 - Grants And Contributions		
Recipients	Location	Amount (\$)
BEAUFORT DELTA REGION		
Projects Funded under Agriculture Development		
Community Garden Society of Inuvik	Inuvik	\$14,673
Community Garden Society of Inuvik	Inuvik	\$16,541
Projects Funded under Human Resource Development		
Community Garden Society of Inuvik	Inuvik	\$3,136
Projects Funded under Small Scale Foods		
Community Garden Society of Inuvik	Inuvik	\$75,000
Total Beaufort Delta Region		109,350
SOUTH SLAVE REGION		
Projects Funded under Agriculture Development		
Couvrette, Micheal Neil	Fort Smith	\$825
Bevington, Joan	Fort Smith	\$1,800
Boreal Farm & Feed Products Corporation	Hay River	\$7,500
Green, Helen	Hay River	\$10,000
McMeekin, William Alexander	Hay River	\$2,567
Northern Farm Training Institute	Hay River	\$10,000
Sellwood, Kimberley Ann	Hay River	\$3,000
Northern Farm Training Institute	Hay River	\$30,000

Growing Forward 2 - Grants And Contributions		
Recipients	Location	Amount (\$)
Projects Funded under Human Resource Development		
McMeekin, William Alexander	Hay River	\$2,015
Northern Farm Training Institute	Hay River	\$2,163
Sellwood, Kimberley Ann	Hay River	\$3,570
Northern Farm Training Institute	Hay River	\$4,867
Projects Funded under Market Development		
Sellwood, Kimberley Ann	Hay River	\$1,570
Projects Funded under Small Scale Foods		
P.W. Kaeser High School	Fort Smith	\$1,218
<i>Total South Slave Region</i>		<i>\$83,095</i>
NORTH SLAVE REGION		
Projects Funded under Agriculture Development		
Yellowknife Farmer's Market	Yellowknife	\$515
Yellowknife Farmer's Market	Yellowknife	\$14,000
Projects Funded under Human Resource Development		
Community Government of Gamètì	Gamètì	\$5,000
Tłįchq Christian Fellowship	Behchokq	5,000
Yellowknives Dene First Nation	Dettah & N'dilo	10,000
Projects Funded under Small Scale Foods		
Community Government of Wekweètì	Wekweètì	\$1,755
Ecology North	N'dilo	\$2,500
Community Government of Whatì	Whatì	\$2,900
Tłįchq Christian Fellowship	Behchokq	\$6,100
Community Government of Gamètì	Gamètì	\$10,200
Yellowknives Dene First Nation	Dettah (\$10,885) N'dilo (\$1,365)	\$12,250
<i>Total North Slave Region</i>		<i>\$70,220</i>
SAHTU REGION		
Projects funded under Agriculture Awareness and Food Safety		
Norman Wells Historical Society	Norman Wells	\$400
Déljine Got'jné Government	Déljine	\$4,551
Projects Funded under Agriculture Development		
Déljine Got'jné Government	Déljine	\$2,498
Hamlet of Tulita	Tulita	\$5,000
K'asho Got'ine Charter Community	Fort Good Hope	\$5,000

Growing Forward 2 - Grants And Contributions		
Recipients	Location	Amount (\$)
Hamlet of Tulita	Tulita	\$6,026
Sahtu Gardens	Norman Wells	\$7,583
Sahtu Gardens	Norman Wells	\$16,366
Projects Funded under Human Resource Development		
Sahtu Divisional Education Council	Déljine	\$7,000
Projects Funded under Market Development		
Sahtu Business Development Center	Norman Wells	\$1,000
Projects Funded under Small Scale Foods		
K'asho Got'ine Charter Community	Fort Good Hope	\$10,000
<i>Total Sahtu Region</i>		<i>\$65,424</i>
DEHCHO REGION		
Projects funded under Market Development		
Dehcho Gardens	Fort Simpson	\$6,178
Projects Funded under Agriculture Development		
Dehcho Gardens	Fort Simpson	\$12,500
<i>Total Dehcho Region</i>		<i>\$18,678</i>
HEADQUARTERS		
Projects funded under Agriculture Awareness and Food Safety		
Wild Kitchen NWT Ltd	Yellowknife	\$6,229
Projects Funded under Agriculture Development		
Ecology North	Various	\$25,324
Projects Funded under Human Resource Development		
NWT Association of Communities	North Slave and South Slave Regions	\$2,550
Brown, Walter Donald	Fort Providence, Kakisa, Fort Resolution and Hay River	\$30,000
Northern Farm Training Institute	Territorial	\$49,404
Projects Funded under Market Development		
Obst, Joachim	Dehcho, South Slave and North Slave Regions	\$10,000
Inuvialuit Regional Corporation	Beaufort-Delta Region	\$2,000
<i>Total Headquarters</i>		<i>\$135,507</i>
<i>Accrual adjustment</i>		<i>\$2,000</i>
GRAND TOTAL		\$490,274

NORTHERN FOOD DEVELOPMENT PROGRAM

Purpose

To remove barriers, create employment and facilitate the development of the NWT food production sector by providing support to producers of northern fish, meat and other food products for sale to consumers in the NWT by making investments that support:

- Community economic diversification
- Northern food production and processing
- Increasing local and regional agriculture and fishery participation and output
- Encouraging/supporting local and niche food production and marketing initiatives
- Increasing availability of NWT foods to NWT consumers

Eligibility

All NWT businesses, individuals, co-operatives, community based organizations and associations engaged in the local production of food.

Grant/Contribution

Contribution

Funding Available Per Applicant

Contributions are aimed at individual entrepreneurs or businesses where the benefits accrue primarily to the client but meet the overall goal of the Northern Food

Development Program. The maximum level of funding made available under the various sectors within food harvesting or production is dependent on the type of activity undertaken. The details are posted on the ITI website.

Program Budget

\$550,000 for the 2016/2017 fiscal year

Program Manager

Regional Superintendents

Policy Authority

Established under authority of the Minister of ITI

Application Process

The application form used for the SEED Policy is also used for the Northern Food Development Program. The SEED application form is available at the Regional and Headquarters offices of ITI. Regional Offices are available to discuss project proposals and assist with the completion of applications. Completed regional applications are delivered to ITI Regional Offices, who are responsible for approvals.

Results Reporting

For the 2016/2017 fiscal year, ITI provided \$488,942 in direct funding through the Northern Food Development Program to individuals, businesses, educational institutions and Aboriginal governments in all five regions across the NWT as shown in Table 12. \$42,908 of this amount was funded by GF2.

Table 12: Northern Food Development Allocations by Recipient, Location and Project in 2016/2017

Name	Location	Description	Sum Amount
SOUTH SLAVE			
Beaverbones, Cameron	Hay River	To upgrade/modernize a commercial fishery	\$15,592
Boreal Farm & Feed Products Corporation	Hay River	Expand a farming operation	\$17,500
Chicot, Christopher	Kakisa	Upgrade a winter fishery	\$10,419
Couvrette, Micheal Neil	Fort Smith	Assist with cost of expansion, land improvements, small equipment & freight	\$2,265
Desnede Farmers Market	Fort Smith	Assist with cost associated with expanding a farmer's market	\$708
Hay River Poultry Farms	Hay River	Assist with freight costs associated with transporting eggs	\$2,500
Linington, Stacy J.	Hay River	Assist with upgrading a fishing vessel & purchasing fishing supplies	\$20,222
McMeekin, Alex	Hay River	Assist clients with expanding the productivity of their operation	\$2,567
NWT Fishermen's Federation	Hay River	Assist with costs to purchase and install GPS's on all commercial fishing vessels and costs associated with the repair of a fishing vessel	40,000

Name	Location	Description	Sum Amount
Sabourin, Peter	Hay River Reserve	Assist with upgrade/modernization of a commercial fishery	4,900
Sellwood, Kimberley Ann	Fort Smith	Diversify an agricultural operation by introducing new technology to increase yeilds	5,000
Simba, Fred	Kakisa	To upgrade/modernize a commercial fishery	7,422
<i>Year end accrual adjustment</i>			<i>\$6,000</i>
<i>Total</i>			<i>135,095</i>
NORTH SLAVE			
Benoit, France	Yellowknife	Purchase of a watering system for her commercial garden	3,541
Brown, Walter Donald	Yellowknife	Chaga Mushroom Commercial Operation. Purchase of processing equipment for commercial harvesting and sales of Chaga	3,800
Erasmus, Roy Jr	Yellowknife	Feasibility Study/Business Plan development for a dried fish (vacuumed sealed) for sale in local and export marketplaces	10,000
Forsbloom, Derek	Yellowknife	Purchase Fish Plant equipment	66,921
Lang, Becky	Yellowknife	Assist with costs to purchase equipment for commercial fishing	8,300
Laughing Lichen Wildcrafted Herb & Tea	Yellowknife	Purchase of Commercial Dehydrator	5,000
Lee, Nahum Daniel	Yellowknife	Equipment for Commercial Fishing	6,000
Mangelana, Chris	Yellowknife	Equipment for Commercial Fishing	4,723
Schidlowsky, Keven Craig Stephen	Yellowknife	Feasibility study for a commercial sized Hydroponic system	5,880
Yellowknife Chamber of Commerce	Yellowknife	Inspiring Agriculture Conference	15,443
Yellowknife Farmer's Market	Yellowknife	Facilitation costs Pecha Kucha Presentation - Inspiring Commercial Agriculture Week	2,250
<i>Total</i>			<i>131,858</i>
BEAUFORT DELTA			
Aurora College	Inuvik	Country Foods processing course	45,000
Carmichael, John Franklin	Aklavik	Purchase freezer & chainsaw	1,995
Community Garden Society of Inuvik	Inuvik	Commercial Garden Supplies	15,744
Community Garden Society of Inuvik	Inuvik	Canning and preservation workshops	5,767

Name	Location	Description	Sum Amount
Hamlet of Fort McPherson	Fort McPherson	Community greenhouse	6,135
Incorporated Hamlet of Tuktoyaktuk	Tuktoyaktuk	Relocate the community garden	5,000
Incorporated Hamlet of Tuktoyaktuk	Tuktoyaktuk	Jam making workshop – local berries	2,546
Total			82,187
SAHTU			
Déljine Got'jné Government	Déljine	Community workshop	5,752
Hamlet of Tulita	Tulita	Purchase of greenhouses	10,571
McNeely Nursery	Fort Good Hope	Agriculture conference and materials	12,874
Norman Wells Land Corporation	Norman Wells	Healthy family grow boxes	7,831
Russell, Troy	Tulita	Attend Yellowknife agriculture conference	3,336
Sahtu Divisional Education Council	Tulita	School greenhouse	5,000
Sahtu Gardens	Norman Wells	Attend Yellowknife agriculture conference	2,607
Snow, Sheldon	Colville Lake	Attend Yellowknife agriculture conference	20
Total			47,991
DEHCHO			
Brave Adventures	Wrigley	Install hydroponics farm wall	10,000
Dehcho Gardens	Fort Simpson	Root cellar	10,000
Fort Simpson Community Garden Society	Fort Simpson	Maintenance & materials for new garden location	20,495
Hamlet of Fort Liard	Fort Liard	Community garden project	10,000
Nahanni Butte Dene Band	Nahanni Butte	Community garden infrastructure	5,000
Sambaa K'e First Nation	Sambaa K'e	Tractor & accessories	50,000
Adjustment for prior year contribution agreements			(13,684)
Total			91,811
Total of all contributions			488,942

FISHERIES

COMMERCIAL FISHERY ASSISTANCE INDUSTRY SUPPORT

Purpose

To offset the high freight and production costs associated with operating commercial fisheries in the NWT.

Eligibility

Eligibility is restricted to commercial fishermen, holders of commercial fishing licenses, and members of the NWT Fishermen's Federation (NWTFF).

Grant/Contribution

Contribution

Maximum Amount Available

Maximum amount available under this Program is:

- Core Funding - \$20,000 (Operations and Maintenance for the NWTFF)
- Freight support on Lake Whitefish, Lake Trout, Northern Pike and Walleye delivered to the Freshwater Fish Marketing Corporation (FFMC) plant to offset freight to Winnipeg, \$0.23/lbs. to a maximum of \$205,000. Results: 21 fishers where paid out of this fund.

Program Budget

\$225,000 for the 2016/2017 fiscal year

Program Manager

Economic Diversification Division and the South Slave Regional Superintendent

Policy Authority

Established under authority of Minister of ITI

Application Process

Program delivery is managed by the NWTFF, through a Memorandum of Understanding with the Department of ITI. Commercial fishers apply to the NWTFF for funds.

Results Reporting – 2016/2017

Total contributions of \$225,000 were provided in 2016/17 through two program schedules:

1. Core Funding:

Funds assist in defraying a portion of the costs of administration for the NWTFF.

RESULTS:

Contributions supported the NWTFF in assisting the GNWT with the development of a commercial fish strategy, looking at developing a brand for fish caught on the Great Slave Lake and the hosting of its Annual General Meeting.

2. Industry Support Payments:

Assist commercial fishers with production and transportation costs of eligible species (White species of fish - Whitefish, Trout and Pike). The amount paid to commercial fishers is \$0.23/lb and is based on previous year's production.

RESULTS:

21 fishermen were approved for payment totaling \$205,000.

Table 13: Commercial Fishery Assistance Industry Support - Allocations by Program Area

Schedule	Commercial Fishery Assistance Industry Support	Budget	Contributions Provided
1	Core Funding	\$20,000	\$20,000
2	Industry Support	\$205,000	\$205,000
Total		\$225,000	\$225,000

TRADITIONAL ECONOMY - FURS

GENUINE MACKENZIE VALLEY FUR - FUR PRICE PROGRAM

Effective April 1, 2015, a number of grants and contribution program areas linked to, or part of, the broader incentive of encouraging and protecting the northern fur trapping economic sector were transferred from ITI to ENR, including:

- Genuine Mackenzie Valley Fur Program - service
- Fur Advance
- Prime Fur Bonus
- Grubstake
- Community Harvesters Assistance Program
- Hunters and Trappers Disaster Compensation Program
- Local Wildlife Committees
- Take a Kid Trapping
- Western Harvesters Assistance Program

The Fur Price Program grant and contribution budget is set at \$560,000 shared between ENR and ITI. ITI is allocated \$155,000 to conduct fur marketing activities and pay sales commissions paid out after every sale.

Purpose

The ITI portion of the Fur Price Program pays all sales commissions and handling fees for fur shipped to auction and related marketing costs.

Eligibility

Service providers must be specialized in marketing of international fur sales and marketing to international auction houses.

Grant/Contribution

Contribution

Maximum Amount Available Per Applicant

Funding levels are based on market results and marketing activity.

Program Budget

The 2016/2017 Budget Allocation identified \$155,000 for this contribution program.

Program Manager

Economic Diversification Division

Policy Authority

Established under authority of the Minister of ITI

Application Process

Program entitlement is generated by individual pelts delivered, prices obtained, and the quantum of pelts delivered over the course of the year. The cost to sell the fur (sale commission) is set at a contracted rate of 8 per cent of the sold value.

Results Reporting

There was an expenditure of \$157,044 in direct support of the Fur Price Program for 2016/17.

TOURISM AND PARKS

TOURISM INDUSTRY DESTINATION MARKETING ORGANIZATION AND CONVENTION BUREAU

Purpose

For NWT Tourism (NWTT) to deliver the Tourism Marketing Program on behalf of the GNWT and finance the costs incurred in the delivery of services to the NWT tourism industry through the NWT Tourism Business and Marketing Plan.

Eligibility

This contribution is exclusively directed to NWTT, the association acting as the Destination Marketing Organization (DMO) for the NWT.

Grant/Contribution

Contribution Agreement

Maximum Amount Available Per Applicant

NWTT is the official organization that represents the majority of tourism industry members in the NWT and delivers the Tourism Marketing Program on behalf of the GNWT.

Program Budget

The core contribution for the 2016/2017 fiscal year was \$3,426,000 (includes \$90,000 for the convention bureau).

Program Manager

Tourism and Parks Division

Policy Authority

Established under authority of the Minister of ITI

Application Process

This is an annual contribution approved through the GNWT business planning process.

Results Reporting

The following is a summary of the marketing activities that NWTT has undertaken during the 2016/17 fiscal year.

MARKETING ACTIVITY UPDATE AND RESULT REPORTING

1) Consumer Direct Marketing

Consumer direct marketing includes the NWT travel guides, the NWTT website, social media, advertising, consumer shows and special events.

(i) Travel Guides

NWTT had 30,000 Explorers' guides printed. The guides were distributed to a range of places including Visitor Information Centers across Canada, trade shows, media and marketing events as well as to individuals in response to requests via the NWTT website and its toll-free number at the Call Centre.

(ii) NWTT Website

The website is a critical tool in measuring the performance of the marketing efforts of NWTT. Website traffic is an objective measurement tool and can provide feedback on marketing activities instantly, particularly with regard to digital advertising.

The fiscal year 2016/17 saw a tremendous increase in activity on the digital front. Content marketing is proving very effective in increasing web traffic, and content was added regularly throughout the year. This combined with the very successful Discover Our Secrets integrated marketing campaign in the fourth quarter of the year drove web user and session numbers up by over 270 percent. Page views for the year reached just over 1.1 million. Content Marketing, digital advertising, and social media platforms all worked together extremely well and each of them contributed to the overall success of the marketing efforts in this fiscal year.

(iii) Digital Consumer Advertising

NWTT placed numerous digital ad campaigns in 2016/17. The main target markets for the campaigns were the Canadian and US markets. Ads this year focused on general awareness and fishing, with smaller digital buys featuring Aurora, Dogsledding, Outdoor Adventure, Touring and region-specific festivals and other promotional content. Facebook ads continue to be the highest traffic driver. Interestingly, the second highest Facebook user age range for ads is 55 – 64 year olds (17 percent) while the 18-24 year olds are the smallest user group at 9 percent. NWTT partnered with Destination Canada in their angling campaign in the 2016/17 fiscal year. The Angling campaign resulted in more than 22,000 visits to the website.

(iv) Television Advertising

NWTT developed two new television commercials this year. One featured the aurora and the other featured the opening of the new highway to Tuktoyaktuk. NWTT purchased television advertising on CBC in the 2016/17 fiscal year. This media buy included "billboards" or 5- 15 second announcements featuring the NWT Secrets logo prepared by CBC, as well as 30 second ads developed specially for the program True North Calling. CBC reported sending 6,336 clicks to the NWTT website, of which 3,293 sessions were tracked via UTM Codes. The latter mostly came from Montreal, Calgary, Toronto and Vancouver.

(v) Discover Our Secrets Integrated Marketing Campaign

The Discover Our Secrets integrated marketing campaign was the most successful marketing campaign placed by NWTT to date. The Secrets-related pages resulted in just over 373,000 page views, and 73,515 unique individuals entered the contest online.

(vi) Social Media

Social media is a key marketing channel used by NWTT to connect directly with potential visitors to the territory. Using data obtained from Facebook Insights, Twitter Analytics and Instagram, NWTT is able to see who their social media audience is and what content resonates with them. Results of social media marketing activity are measured in terms of follower growth (who is interested in NWTT content?) and engagement (who is interacting with NWTT content?)

Social media followers grew considerably across all channels in the 2016/17 fiscal year. Facebook, by far the largest social media outlet in terms of visitor numbers and engagement, grew by over 21,000 followers in this fiscal year, ending the year with just over 67,000 followers. Each Facebook post now has a potential reach of over 2.5 million individuals. While the top age group on the NWTT Facebook continues to be the 25-34 age group, the second largest age group is those 55-65

(vii) Content Marketing

The content marketing program has contributed a great deal to the marketing efforts of NWTT. In this fiscal

year, individual stories have resulted in over 191,000 page views of the website. Top stories have been lists of things to do and see in the NWT. Stories featuring the Western Arctic took two spots in the top five stories viewed overall in this fiscal.

(viii) Consumer Show Program

The Consumer Show Program is an important component of the NWTT Marketing Plan. Attending consumer shows allows NWTT to increase the general awareness of the NWT as a travel destination in face-to-face encounters with the public. In addition, NWTT purchases a block of booth space at each show, and booth space is offered to tourism operators at a reduced rate. This partnership allows NWTT to make a bigger impact at consumer shows than if NWTT attended alone, and it also enables tourism operators to sell trips to consumers right at the shows. A list of consumer shows NWTT attended in 2016/2017 can be found in Table 14.

(ix) Call Centre Update

The Call Centre provides an interactive service focused platform for potential visitors who are actively considering the destination and are seeking more information. NWT Tourism staff assists potential travellers when they contact NWTT directly via its toll-free number or send information request via email. NWT Tourism staff answers all enquiries and provides advice and information depending on what the potential traveller is interested in doing. NWT Tourism staff handled a total of 289 phone calls and 318 emails requesting information.

Table 14: List of Consumer Shows NWTT attended (2016/2017 fiscal year)

Show Name and Location	Date of Show	Secrets Folders Distributed
Chicago Fishing & Outdoor Adventure Show, Schaumburg, Illinois	January 26-29, 2017	N/A
Toronto Outdoor Adventure and Travel Show, Toronto, ON	February 24-26, 2017	940/1000
Vancouver Outdoor Adventure and Travel Show, Vancouver, BC	March 4-5, 2017	350/500
The Toronto Sportsman Show, Toronto, ON	March 15-19, 2017	1000/1000
Calgary Outdoor Adventure and Travel Show, Calgary, AB	March 25-26, 2017	886/1000
Montreal Outdoor Adventure Show, Montreal, QC	April 1-2, 2017	N/A

MEETING AND INCENTIVE TRAVEL (MCIT)

(i) Trade Shows

NWT Tourism attended five MCIT trade shows in the fiscal year 2016/17. The revenue results from completed conferences in 2016/17 are presented in Table 15.

(ii) Meeting and Incentive Travel Familiarization Tours and Convention Bureau

NWTT hosted six Media Familiarization (FAM) Tours in 2016/17 in addition to the responsibility of managing the Convention Bureau lead to sales leads and Requests for Proposals bidding activity and the related results in follow up to all MCIT marketing and sales activities in 2016/17.

MEDIA PROMOTIONS

(i) Media Shows

NWTT attended Go Media in Penticton, British Columbia from October 16-20, 2016 and has registered to attend the 2017 event which will take place in Halifax in October 2017.

(ii) FAM Tours

NWTT hosted a total of 20 media FAM tours during the 2016/17 fiscal year. Media from Canada, the US, Australia, Japan, China, Germany and South Korea visited various regions in both summer and winter.

(iii) Media Coverage

NWTT, in partnership with Destination Canada, subscribes to Agility PR (formerly Media Miser), an online media monitoring software tool. NWTT is regularly contacted by media for assets such as information for story ideas, fact checking and photos to support editorial content. In the 2016/17 fiscal year, media ad equivalence value in North America totalled \$5,368,191 with a total circulation of 124,363,388.

(iv) Photo Requests and Downloads

NWT Tourism populates and maintains an online photo database for the use of travel trade and travel media who are promoting tourism to the NWT. In the 2016/17 fiscal year, there were 2,123 photos in the public library folder and 1,133 photos were downloaded from the public library. Photo requests were received from every national and international and national target market of NWTT.

Table 15: Results of Meetings and Incentive Sales

Name of Conference	Conference Dates	Request For Proposals Status	Canadian Tourism Commission - Business Travel Value
REVENUE FROM COMPLETED CONFERENCES IN 2016/2017			
Canadian Tire Quebec Central Region	June 12 - 19, 2016	Contracts Signed Event Confirmed	\$90,000
The Fur Institute of Canada	June 16, 2016	Contract Signed Event Confirmed	\$148,000
Canadian Safe Boating Council	Sep. 22 - 25, 2016	Contract Signed Event Confirmed	\$91,000
Federation Nationaldes Consuls d'Scolaires Francophone	October 17 - 24, 2016	Contract Signed Event Confirmed	\$282,000
Canadian Medical Association and Cognitive Behavior Therapy	February 2017	Bid and Budget Submitted	\$240,000
Canadian Council of Motor Transportation Administrators	June 1 - 8, 2017	Contract Signed Event Confirmed	\$328,000
The Association of Earth Sciences	September 6-9, 2017	Budget Created and Bid Submitted	\$84,000
Daniel Caputo, Montreal Event Planners	Nov. 19 - 22, 2017	Budget Created and Bid Submitted	\$77,200
Conference Revenue Estimate based on Bids Won and Hotel Contracts Signed			\$1,340,200

TRADE SHOW PROMOTION

The travel trade is an important channel for NWTT's marketing activities in overseas markets. NWTT staff work closely with a variety of international travel trade companies who have offices in Canada to ensure they are up to date about information on the tourism product in the NWT. NWT Tourism completed contracts with 3 Australian travel trade companies to partner in the 2017 calendar year. NWTT staff made a total of 11 in-person sales calls in national and international markets.

GERMANY

Advertising

The NWTT General Sales Agent (GSA) for German-speaking Europe facilitated a number of ads and advertorial placements focusing on NWT content in the 2016/17 fiscal year. Ad placements include ads in Kanada Magazin, Holiday & Lifestyle, Spot on News, Bentley Club, Porsche Club, Life and Pioneer Elebrisreisen. In addition, a special Rendez-vous Canada newsletter was mailed to tour operators in Germany, Switzerland, Austria and the Netherlands.

Sales Calls

The NWTT GSA made a total of 48 sales calls to German-speaking travel trade companies in person, by phone or through email in this fiscal year.

Film Commission Partnership

NWTT's GSA also assisted the NWT Film Commission while attending the European Film Festival in Berlin to promote the film "The Sun at Midnight" which was filmed in the NWT. The GSA provided print collateral and organized meetings with local travel media to experience the film.

JAPAN

Advertising and Promotion

The NWTT GSA in Japan works closely with Destination Canada (Japan) and the other members of Team Canada Japan to coordinate marketing activities with key trade accounts as part of the Canada Theatre program. The content based marketing promotion focuses on developing key stories and experiences that will encourage the Japanese tour wholesalers to develop new itineraries with the intent of generating more interest in travel to Canada.

Destination Canada provided a report on the Canada Theatre program which indicated that interest in the Northwest Territories (and specifically, interest in the Aurora) outperformed all other regions of Canada.

As noted in the chart below, written stories about Canada on the Destination Canada Japan website show that the Northwest Territories story about the Aurora took the top spot.

Trade Shows

NWTT participated in five trade shows in 2016/17 including: Rendez-vous Canada, Focus Japan, Showcase Canada Asia, ITB Berlin and the Australian trade show Corroboree.

Trade Familiarization Initiatives

NWTT hosted a total of 5 trade FAMs in the 2016/17 fiscal year. Trade FAMs were hosted for each international target market of NWTT.

REGIONAL MARKETING

The following is a list of the regional marketing activities undertaken in partnership with ITI Regional Offices during the 2016/17 fiscal year:

- The Beaufort Delta Region participated in a variety of activities including paid advertising, out of home advertising, and support for the Western Arctic website.
- The Sahtu Region activities included website content development; stories featuring paddling showcased on the spectacularnwt.com website and in the Discover Our Secrets contest online and on social media.
- The Dehcho Region completed a media, photo/video project to showcase communities and activities around festivals celebrating the coming of spring.
- The North Slave Region supported festivals through the #YKFestivals program which included a competition for social media sharing, printed advertising, and digital advertising.
- The South Slave Region also featured festivals through digital campaigns such as "Spring Carnivals". The regional participated in a tradeshow campaign throughout northern Alberta.

SPECIAL MARKETING INITIATIVES

The following special marketing initiatives were undertaken in the 2016/17 fiscal year:

- Aurora Love video shoot scheduled to be completed in September 2017;
- Destination Canada angling program as part of NWTT involvement with the Connecting America partnership.
- Secrets Campaign : an experiential campaign with several marketing endeavours integrated including: wrapped promotional RV and Go Train, restaurant promotions in key locations in Vancouver and Toronto, contest to win flights to the NWT and to the regions.

COMMUNITY TOURISM INFRASTRUCTURE CONTRIBUTION

Purpose

The Community Tourism Infrastructure Contribution (CTIC) Program funds community governments and non-government organizations for new and innovative infrastructure projects. Projects must support tourism in communities and should promote nearby parks and natural attractions.

Eligibility

Capital projects that increase tourism in communities. Capital costs are defined as one-time project costs;

Communications infrastructure projects that enhance current tourism products or attractions;

Development of innovative information technology tourism products or services; and

Planning studies or site development for future capital projects if applicants can demonstrate that future resources are available for project completion.

Grant/Contribution

Contribution

Maximum Amount Available Per Applicant

Projects up to \$50,000 - may receive a maximum contribution of 75 percent of the total budget (up to \$37,500 per applicant).

Projects over \$50,000 - may receive a maximum contribution of 50 percent or up to \$50,000 per applicant, whichever is less).

Program Budget

Total of \$200,000 for the 2016/2017 fiscal year

Program Manager

Tourism and Parks Division

Policy Authority

Established under authority of Minister of ITI

Application Process

Application form and guidelines for the Community Tourism Infrastructure Contribution (CTIC) Program can be found on the ITI website under Programs and Services and are available at any ITI Regional Office or ITI Headquarters Office in Yellowknife. Applications must be received by certain predetermined dates each year and funding will be distributed to those projects which provide the greatest benefit to the NWT and meet the program criteria, until funding limits are reached. Completed applications are delivered to ITI Regional Offices or ITI Headquarters Office in Yellowknife, who administer and make recommendations for approval.

To be a successful applicant, the following criteria had to be met:

- Projects must align with the community tourism plan where applicable. If there is no community tourism plan in place, the applicant must demonstrate that they have support from the community; and
- The project must provide positive tourism benefits to the community and surrounding area.

Successful proposals must also demonstrate:

- The organization operates on a non-profit basis and works to benefit the tourism industry and local economy of the community;
- The project will increase the attraction of the community to visitors;
- The project enhances partnerships between non-government community groups and the private sector tourism industry;
- There are resources available for any operations and maintenance costs related to the project; and
- If it is a multi-year project, future resources can be leveraged from other sources.

Results Reporting

The CTIC Program funded seven successful applications, resulting in a total distribution of \$158,785. The breakdown by project is shown in Table 16:

Table 16: Community Tourism Infrastructure Allocation By Client

Client	Purpose	2016/2017 Funding
Incorporated Hamlet of Tuktoyaktuk	Complete repairs to two traditional sod houses.	\$3,785
Community Garden Society of Inuvik	Purchase sustainable event infrastructure.	\$5,000
Town of Inuvik	Develop digitally interpretive signage around the community.	\$25,000
NWT Mining Heritage Society	Renovations for Giant Mine Recreational Hall for future Mining & Geological Heritage. Centre	\$25,000
Yellowknives Dene First Nation	Purchase and design welcome signs for Ndilo and Dettah.	\$25,000
Town of Fort Smith	Develop trail/walkway along the waterfront.	\$35,000
Black Mountain Realty	Complete repairs to the Aklavik Community Visitor Centre	\$40,000
Total		\$158,785

TOURISM PRODUCT DIVERSIFICATION AND MARKETING PROGRAM

Purpose

To address both short and long-term issues faced by tourism businesses and tourism operators when expanding into new markets or developing new products.

Eligibility

An applicant is required to meet at least one of the following conditions to make an application and be eligible under this Program:

- Has owned or operated a tourism business for at least one year in the last five years;
- Has been licensed for at least one year in the last five years by the GNWT as a Tourism Establishment or Outfitter under the *Tourism Act*;
- Has been subcontracted or employed in management capacity by any of the above for a minimum of five years within the last ten years;
- Represents a group of separate businesses or operations intending to develop a market ready Tourism Product Package;
- Start a business in which Aboriginal cultural tourism is a significant component; and/or
- Is a Destination Marketing Organization in the NWT.

Grant/Contribution

Contribution

Maximum Amount Available Per Applicant

- Schedule 1: Business Planning and Transition Assistance \$25,000 total
- Schedule 2: New Product Development or Enhancement of Existing Product \$250,000 over a single or multiple years
- Schedule 3: Marketing Assistance for Tourism Businesses \$10,000 per year

Program Budget

\$1,086,000 for 2016/2017 fiscal year

Program Manager

Tourism and Parks Division

Policy Authority

Established under authority of Minister of ITI

Application Process

Application form and guidelines can be found on the ITI website under Programs and Services and are available at any ITI regional office or ITI Headquarters Office in Yellowknife. Applications must be received by predetermined dates each year and funding distributed to those that meet the Program criteria and provide the greatest benefit to the NWT. Completed applications are delivered to ITI regional offices or Headquarters office that make recommendations for approval.

Results Reporting

This Program provided alternate opportunities to adapt to changes in the tourism industry, under three schedules, which address both individual business requirements and broad-based marketing efforts that would benefit the entire NWT tourism industry, as follows:

- Schedule 1: Business Planning and Transition Assistance

- Schedule 2: New Product Development or Enhancement of Existing Product
- Schedule 3: Marketing Assistance for Tourism Businesses
- The Program funded 15 successful applications in 2016/2017, resulting in a total contribution of \$1,054,200 as detailed in Table 17.

Table 17: Tourism Product Diversification & Marketing – Allocations by Client & Program

#	Schedule	Applicant	Purpose	Funding
1	# 2	Fort Simpson Historical Society	Complete third and final stage of building the Fort Simpson Heritage Centre.	\$242,000
2	# 2	Inuvialuit CEDO	Feasibility study for facility featuring Aboriginal cuisine and experiences in Inuvik.	\$117,000
3	# 2	Town of Fort Smith	Develop snowboard park.	\$117,000
4	# 2	Town of Hay River	Video messaging display system for event promotion.	\$125,000
5	# 2	Red Mountain Adventures	Purchase new higher power motor for touring boat.	\$43,500
6	# 2	Yellowknife Outdoor Adventures Ltd.	Purchase two vans for winter travel and day tours to lodge.	\$83,000
8	# 2	Daazraii/North Wright Airways Ltd.	Develop three log cabins to serve tourists visiting the Sahtu.	\$117,000
9	# 2	Great Northern Arts Festival	Purchase gallery displays, event infrastructure, marketing materials, and website re-design.	\$73,700
10	# 2	Bob Turner Enterprises	Expand facilities to store equipment and winter clothing, as well as deliver demonstrations.	\$50,000
11	# 2	The J Group Ltd.	Purchase equipment at lodge to support aurora photography tourism.	\$25,000
12	# 3	Yellow Dog Lodge	Expand dockage at Graham Lake for day trips	\$31,000
13	# 1	Sandy Point Lodge	Marketing materials.	\$10,000
14	# 2	Sandy Point Lodge	Business planning and transition assistance to diversify into aurora and eco-tourism.	\$20,000
Total				\$1,054,200

TOURISM SKILLS DEVELOPMENT FUND

Purpose

The skills development fund administers contributions under three program areas:

- Tourism Training Fund
- Business Mentorship
- Youth Mentorship

The purposes of the Tourism Training Fund are to:

- Fund short-term training (less than 12 weeks) which will advance and enhance NWT tourism industry workers and groups, and collectives of workers' capacity to obtain or create employment;
- Provide prospective NWT employers with a better trained tourism labour force;
- Enable NWT youth to acquire skills for employability in the tourism industry;
- Support young and/or inexperienced tourism entrepreneurs towards greater profitability and sustainability.

Eligibility

Business Mentorship – Training or mentoring for businesses or individuals engaged in or employed in the tourism industry in the NWT. This fund is administered by the Canadian Executive Services Organization.

Training Fund - Training must be short, formal courses or workshops, and could be via distance education such as correspondence courses, internet or teleconferencing.

Youth Tourism Mentorship - NWT youth interested in gaining more knowledge of the tourism industry or in being employed in the tourism industry.

Grant/Contribution

Contribution

Maximum Amount Available Per Applicant

Tourism Training

- Individual Applications Maximum two applications per year/applicant. Maximum per application is \$3000.
- Tourism Training-Business or Group Applications Maximum one application per year/business/ group. Maximum per application is \$6,000.

Business Mentorship

- Individual applications: maximum \$5,500 per eligible applicant
- Group applications: maximum \$10,000 per eligible group.

Youth Mentorship

- Industry awareness applicants: maximum for eligible mentor and mentee \$3,750
- Path to employment: maximum for eligible mentor and mentee \$7,250

Program Budget

\$20,000 for the 2016/2017 fiscal year

Program Manager

Tourism and Parks Division

Policy Authority

Established under authority of Minister of ITI

Application Process

Application forms and guidelines for all programs can be found on the ITI website and are available at any ITI regional office or the Headquarters Office in Yellowknife. Applications for the Tourism Training Fund will be accepted at any time, but must be submitted prior to the training start date. Applications will be assessed monthly. Applications for Business Mentorship and for Youth Mentorship are accepted once a year according to a calendar deadline. Completed applications are delivered to ITI's Regional Offices or Headquarters in Yellowknife, who make recommendations for approval.

A business or group who applies for funding must demonstrate that the training falls within the eligibility requirements and that the funding is intended to train more than one staff by a certified instructor. Funding for individuals is intended to support training of single individuals in a set of skills.

Results Reporting

The Program provided additional support for the NWT tourism industry and its operators, and helped provide services from well-trained individuals in their operations.

The following is the priority list for funding consideration:

- Valid Tourism Operator License holders,
- Non-government Visitor Information Centre,
- Accommodations sector, and
- Individuals, businesses, collectives, not-for-profit tourism associations or organizations engaged in the tourism sector.

For the 2016/2017 fiscal year, 14 applications were approved and one holdback was distributed from 2015/2016, for a total contribution assistance of \$31,481.17, as seen in Table 18.

Table 18: List of Allocations and Recipients - Tourism Skills Development Fund and Youth Mentorship

Program	Name	Type	Amount
Youth Mentorship	Canadien, Christopher Ryan	Leadership – planning and program development	\$1,250
Youth Mentorship	Bastedo, Nimisha	Mentor for program	\$2,500
Youth Mentorship	Makletzoff-Cazon, Goliah	Leadership – planning and program development	\$1,250
Youth Mentorship	Northern Youth Leadership	Mentor for program	\$2,500
Youth Mentorship	Cluderay, Rachel	Business mentorship	\$1,250
Youth Mentorship	Narwal Northern Adventures	Mentor for program, costs to deliver mentorship	\$6,000
Youth Mentorship	Demetre, Beatrice	Career awareness and guidance	\$950
Training	Tetlit Gwich'in Council	Visitor Centre and interpretation training	\$1,725
Training	The J Group	eMerit training (guiding)	\$344
Training	Village of Fort Simpson	First Aid training	\$1,100
Training	The J Group	Tour Guide and Fishing Guide training	\$1,520
Training	Narwal Northern Adventures Ltd.	Ecotourism and outdoor leadership training	\$2,152
Training	Narwal Northern Adventures Ltd.	Paddle Canada Level 1 Instructor Course	\$2,205
Training	Yellow Dog Lodge Inc.	First Aid training	\$3,315
Training	Old Town Paddle & Co.	Standup Paddle Board advanced flatwater instructor training	\$3,920
<i>Adjustment to be cleared</i>			<i>-\$500</i>
Total			\$31,481

TOURISM 2020: OPENING OUR SPECTACULAR HOME TO THE WORLD

Background to the Tourism 2020 Strategy: Opening Our Spectacular Home to the World.

Tourism 2020 builds on the lessons learned and the successes of Tourism 2015, the predecessor to the current plan presented in this document.

Through Tourism 2020, the GNWT and its partners will invest in five key program areas:

1. Visitor Attraction and Experience,
2. Aboriginal Cultural Tourism,
3. Community Tourism Development,
4. Skills Development, and
5. Tourism Research.

Each program area has specific goals and objectives. The GNWT will also be actively seeking partnerships with other agencies, governments and businesses to develop the potential of our industry, and will work to leverage additional funds to support individuals, businesses, organizations and communities in all regions to continue to expand, improve and grow tourism. Partnership is a cornerstone of Tourism 2020 and, through partnerships and leveraged investments, overall goals are results-focused, realistic and achievable.

The overall goal is to increase the value of the industry to \$207 million annually by 2021, which represents growth of 35% between 2016/17 and 2020/21.

Goals of the Tourism 2020 Strategy are connected to the five key program areas:

1. Visitor Attraction and Experience

- a. Increase: visitor volume, visitor spending, number and diversity of tourism products, number of market and export ready tourism operators
- b. Provide an excellent visitor experience

2. Aboriginal Cultural Tourism

- a. Strengthen Aboriginal cultural tourism capacity
- b. Respectful sharing of Aboriginal culture
- c. Preservation of culture and heritage

3. Community Tourism Development

- a. Increase tourism awareness and development at the community level

4. Skills Development

- a. A sustainable, professional, skilled and trained workforce

5. Tourism Research and Planning

- a. Conduct research to support programs and monitor trends and impacts

Purpose of Contributions of Various Initiatives

In addition to maintaining policy-backed tourism and parks contribution programs, the Strategy was further

supported by other programs directly and indirectly available to the industry that are offered by the Department, the NWT BDIC, CanNor, and NWT.

Eligibility

Contributions are open to applications from strategic private sector partners or NWT organizations involved in planning, delivery and/or funding and support for one or more of the five broad strategic program areas set out under the Tourism Strategy Implementation Plan.

- Marketing
- Aboriginal Tourism
- Infrastructure
- Skills Development
- Research and Planning

Grant/Contribution

Funding is provided through a Contribution Agreement

Maximum Amount per Applicant

The maximum amount allocated per applicant varies based on the initiative.

Program Budget

Specific funding was included in ITI's 2016/17 Business Plan for the implementation of initiatives addressing recommended actions included in Tourism 2020 and are subject to the availability of fiscal resources and the capacity within ITI to address them.

Annual allocations are determined through ITI's appropriation and expenditures.

Program Managers

Director of Tourism and Parks Directorate and ITI Regional Superintendents

Policy Authority

Established under authority of Minister of ITI

Application Process

Funding is through application to the Program Managers or Regional Superintendents.

Strategy Results Reporting

In addition to the annual Grants and Contributions Results Report, the Department of ITI will also report through the Main Estimates.

2016/2017 Various Tourism Initiatives Results Reporting

Initiatives funded in 2016/2017 fiscal year in support of the Tourism 2020 Strategy: Opening our Spectacular Home to the World, and the EOS and independent of an established, approved Contribution Policy are listed in Table 19.

Table 19: Tourism 2020: Independent and Various Initiatives in support of Strategy

Expenditures and Results																							
Tourism 2020 – Regional and Special Marketing Initiatives	Total Amount: \$404,000																						
<p>Contribution to NWTT for:</p> <ul style="list-style-type: none"> The Beaufort Delta Region participated in a variety of activities including paid advertising, out of home advertising, and support for the Western Arctic website. The Sahtu Region activities included website content development; stories featuring paddling showcased on the spectacularnwt.com website and in the Discover Our Secrets contest online and on social media. The Dehcho Region completed a media, photo/video project to showcase communities and activities around festivals celebrating the coming of the Spring. The North Slave Region supported festivals through the #YKFestivals program which included a competition for social media sharing, printed advertising, and digital advertising. The South Slave Region also featured festivals through digital campaigns such as “Spring Carnivals”. The regional participated in a tradeshow campaign throughout northern Alberta. <p>Special Initiatives:</p> <ul style="list-style-type: none"> Aurora Love video shoot scheduled to be completed in September 2017. Destination Canada angling program as part of NWTT involvement with the Connecting America partnership. 																							
Northern Frontier Visitors Centre	Total Amount: \$161,000																						
<p>Supports Strategy Program theme areas of marketing and community and industry engagement by:</p> <ul style="list-style-type: none"> Supports visitor services 2016/17; and Offsets core operating costs. <p>SIX YEAR COMPARISON - TOTAL WALK-IN VISITORS</p> <table> <tr> <th><i>Fiscal Year</i></th><th><i>Total</i></th></tr> <tr> <td>2011/2012</td><td>19,823</td></tr> <tr> <td>2012/2013</td><td>19,189</td></tr> <tr> <td>2013/2014</td><td>24,255</td></tr> <tr> <td>2014/2015</td><td>29,827</td></tr> <tr> <td>2015/2016</td><td>43,657</td></tr> <tr> <td>2016/2017</td><td>52,503</td></tr> </table> <p>Increase of 20.2% from 2015/2016 fiscal year to 2016/2017 fiscal year</p> <p>3 YEAR COMPARISON – INFORMATION PACKAGE REQUESTS</p> <table> <tr> <th><i>Fiscal Year</i></th><th><i>Total Packages</i></th></tr> <tr> <td>2014/2015</td><td>4,203</td></tr> <tr> <td>2015/2016</td><td>9,423</td></tr> <tr> <td>2016/2017</td><td>6,953</td></tr> </table> <p>Decrease of 26.2% from 2015/2016 fiscal year to 2016/2017 fiscal year.</p>		<i>Fiscal Year</i>	<i>Total</i>	2011/2012	19,823	2012/2013	19,189	2013/2014	24,255	2014/2015	29,827	2015/2016	43,657	2016/2017	52,503	<i>Fiscal Year</i>	<i>Total Packages</i>	2014/2015	4,203	2015/2016	9,423	2016/2017	6,953
<i>Fiscal Year</i>	<i>Total</i>																						
2011/2012	19,823																						
2012/2013	19,189																						
2013/2014	24,255																						
2014/2015	29,827																						
2015/2016	43,657																						
2016/2017	52,503																						
<i>Fiscal Year</i>	<i>Total Packages</i>																						
2014/2015	4,203																						
2015/2016	9,423																						
2016/2017	6,953																						
Tourism and Parks Contributions - Various	Total Amount: \$159,604																						
<ul style="list-style-type: none"> Contribution made to NWTT to manage marketing initiatives in support of Territorial parks. Minister’s Contribution - \$65,000 Łutselk’e Dene First Nation Community Tourism Workshop Delivery \$20,000 Northern Frontier Visitor’s Center Operational Support (AT) \$14,800 Norman Wells Historical Society Cultural Interpretation \$20,000 Norman Wells Land Corporation Cultural Interpretation \$6,500 Łutselk’e Dene First Nation Tourism Development (AT) \$4,800 Canoe Arctic Assist Tourism \$5,000 Fort Smith Metis Council Assist Tourism \$5,000 Town of Fort Smith Assist Tourism \$2,500 Tides Canada Initiative Dene Najho Hide Tanning Workshop \$10,000 NWT Recreation & Parks Association Risk Management Training Development \$6,000 																							

MINERAL AND PETROLEUM RESOURCES

PETROLEUM RESOURCES

MACKENZIE VALLEY DEVELOPMENT CONTRIBUTIONS

ABORIGINAL CAPACITY BUILDING

Purpose

To provide Aboriginal organizations in regions most impacted by petroleum and mineral exploration, production and transportation activity, with assistance for capacity-building. The program is designed to work in partnership with other community and sector-specific oil, gas and mineral programs to build a stable economic base at the regional and community level.

Eligibility

Applicants must be members of an Aboriginal organization located within the Inuvialuit and Gwich'in Settlement Areas, or Sahtu, North Slave, South Slave and Dehcho Regions.

Grant/Contribution

Contribution

Maximum Amount Available Per Applicant

\$60,000 for each claimant group or region, with the opportunity to apply for additional funding as available.

Program Budget

\$300,000 for the 2016/17 fiscal year.

Program Manager

Petroleum Resources and Regional Superintendents

Policy Authority

Established under the authority of the Minister of ITI.

Application Process

Aboriginal organization/company applicants provide an annual work-plan and budget, detailing proposed activities, schedules and a source and application of all project costs.

In the Dehcho and North Slave Regions, applicants work with the ITI Regional Superintendents of the two regions determining the maximum amount for each recipient based on the number and type of applications received and previous approvals.

Resource Development Advisors in the Beaufort Delta, Sahtu, and South Slave Regions also help determine the funding priorities in their respective regions. The Deputy Minister of ITI will rule on appeals made in all funding allocation decisions. Any remaining balance is made available on an individual application basis and reviewed on a case-by-case basis.

Results Reporting

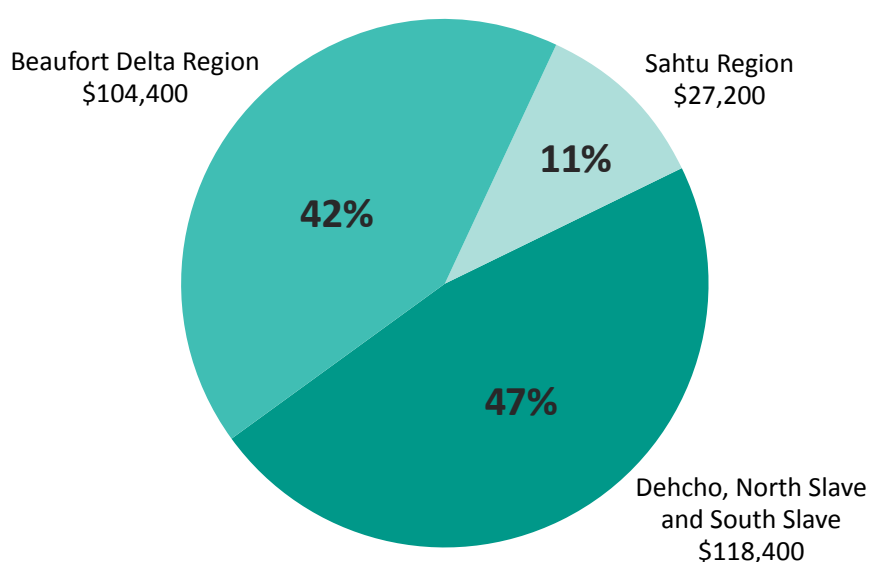
A total of 17 contributions were made in the 2016/2017 fiscal year totaling \$250,000 (Table 20), the balance of the program was not utilized due to budget restraints. Allocations by region are summarized in Chart 7.

Table 20: Allocations by Region and Aboriginal Organization or Government

Beaufort Delta Region Allocations - \$104,400 (42%)		
Organization	Amount	Purpose
Inuvialuit Regional Corporation/ Development Corporation /Land Administration	\$10,200	Funding for attendance for three delegates to attend the Arctic Oil and Gas Symposium Support for delegates to attend various mineral conferences including Northwest Territories Geoscience Forum (NTGF)
P Louie grader training	\$7,000	Funding for grader training to work on the Inuvik Tuktoyaktuk Highway
Town of Inuvik	\$20,000	2016 Arctic Energy and Emerging Technologies Conference (AEET) Contribution
Town of Inuvik	\$20,000	2017 AEET Planning
Gwich'in Tribal Council (GTC)	\$10,200	Participate in the NTGF and Arctic Oil and Gas Symposium (AOGS)
B Archie Beaufort Training	\$12,000	Develop training plan for Beaufort Delta emergency/spill response
Aurora College	\$25,000	Delivery of class one program in the Beaufort Delta Region

Sahtu Region Allocations - \$27,200 (11%)		
Organization	Amount	Purpose
Sahtu Secretariat Incorporated	\$27,200	Six delegates to attend the 2016 Arctic Oil and Gas Symposium
Dehcho, North Slave and South Slave Regions Allocations - \$118,400 (47%)		
Organization	Amount	Purpose
Dehcho First Nations	\$20,000	Regional Mineral Development Strategy workshop
Acho Dene Koe First Nation	\$9,300	Funding assistance for eight delegates to attend Arctic Oil & Gas Symposium (AOGS) and Northern Corridors (NC) workshop
Dehcho Economic Corporation	\$11,400	Assist with expenses associated with Dehcho Economic Readiness Forum in Fort Simpson
Dehcho First Nations	\$4,300	One delegate to attend the AOGS & NC workshop
Sambaa Ke Dene Band	\$4,300	Funding assistance for one delegate to attend the AOGS and NC workshop
Tlicho Government	\$10,000	Funding assistance for 4 delegates to attend the AOGS and NC workshop
Naegha Zhia Inc.	\$17,000	Cameron Hills Access Road Project: Naegha Zhia alliance to develop funding proposal to submit to CanNor seeking funding to develop feasibility study.
Denendeh Development Corporation	\$22,100	To provide assistance to the Denendeh Development Corp in support of sponsoring Northern Corridors meeting, Calgary & co-ordinating AOGS Northern Corridors workshop.
NWT Chamber of Commerce	\$20,000	To provide assistance to the NWT Chamber in sponsoring AOGS Northern Oil & Gas open house

Chart 7: Aboriginal Capacity Building - Allocations by Region



SUPPORT TO THE ABORIGINAL PIPELINE GROUP

Purpose

Support the Aboriginal Pipeline Group (APG) in obtaining a one-third ownership interest in the Mackenzie Gas Project (MGP).

Eligibility

Assistance is limited exclusively to the APG, the legal entity established to hold the NWT Aboriginal peoples ownership interest in the Mackenzie Valley Natural Gas Pipeline.

Grant/Contribution

Contribution

Program Budget

\$100,000 for the 2016/17 fiscal year

Program Manager

Petroleum Resources Division

Policy Authority

Established under the authority of the Minister of ITI

Application Process

The GNWT, Government of Canada and TransCanada Pipelines Limited continue to jointly fund the administration costs of the APG. The APG Board of Directors submits an application each year, which includes audited financial statements and an annual report, highlighting activities and results of the previous year, and a work plan and budget for the upcoming year.

Results Reporting

With the reduction in activity associated with the Mackenzie Gas Project (MPG), contributions to the APG continue at \$100,000 each fiscal year.

The Inuvialuit Regional Corporation (IRC), Gwichin Tribal Council (GTC) and Sahtu Secretariat Incorporated (SSI) are members of the APG partnership. The APG continues to hold an ownership interest in the MGP. The MGP received a Certificate of Public Convenience and Necessity (CPCN) from the National Energy Board (NEB) in December 2010. The original CPCN was set to expire on December 31, 2015. On August 20, 2015, Imperial Oil submitted a letter to the NEB on behalf of MGP proponents, requesting that the CPCN for the project be extended for seven additional years. Imperial Oil obtained approval of the extension of the Mackenzie Gas Project's CPCN in September 2016. The CPCN will remain in force until 2022.

MINERAL RESOURCES

MINERAL DEVELOPMENT STRATEGY AND IMPLEMENTATION PLAN – VARIOUS INITIATIVES

Purpose

To provide funding for initiatives which contribute to ensuring the continued growth of the mineral resource industry by either working with industry and making improvements to the NWT regulatory environment, by enhancing Aboriginal engagement and capacity and/or by creating a competitive edge.

Eligibility

Contributions are open to applications from strategic partners and stakeholders in the mineral sector and support one or more of the strategic pillars set out under the Mineral Development Strategy (MDS) Implementation Plan:

- Creating A Competitive Edge
- Establishing A New Regulatory Environment
- Enhancing Aboriginal Engagement and Capacity
- Promoting Sustainability
- Enriching Workforce Development and Public Awareness

Grant/Contribution

Funding is provided through a Contribution Agreement

Maximum Amount per Applicant

The maximum amount allocated per applicant varies based on the initiative.

Program Budget

Annual allocations are determined through Department of ITI's appropriation and expenditures. The 2016/2017 budget is \$130,000.

Program Managers

Directors of Mineral Resources Division or the NWT Geological Survey; in addition the Manager of Client Service and Community Relations for the Aboriginal Mineral Development Strategy support programs.

Policy Authority

Established under authority of the Minister of ITI through the Financial Management Board.

Application Process

Funding is through application to the one of the Program Managers.

Results Reporting

Results of the various initiatives funded are reported by the recipient to the Department of ITI and from the Department through Main Estimates, the annual Grants and Contributions Results Report and may also be included in the annual updating of the MDS Implementation Plan.

Initiatives funded in 2016/2017 fiscal year in support of the MDS and independent of an established Contribution Policy are listed in Table 21.

Table 21. Expenditures and Results

Total Amount			
Program Details and Description	NWT and Nunavut Chamber of Mines		
	<ul style="list-style-type: none">• Promoted the NWT as an investment destination at important geoscience conferences in Canada and the NWT.• Coordinated regional and Aboriginal organization participation at trade shows and Geoscience Forum.• Delivered the 2016 Geoscience Forum 25th anniversary of diamond discovery in the NWT event.• Conducted the 2016 NWT Mining Survey• Coordination of prospecting courses.	\$172,325	
	Mineral Development Strategy – Mineral Resources (Various)		
	Dehcho First Nations	<ul style="list-style-type: none">• Delivered a Regional Mineral Development Strategy workshop for the Dehcho Region.	\$18,900
	Mine Training Society	<ul style="list-style-type: none">• Delivery of two Introduction to Prospecting courses	\$10,500
	Dehcho First Nations	<ul style="list-style-type: none">• Economic Development Workshop	\$10,000

MINING INCENTIVE PROGRAM

Purpose

To provide funding to prospectors and exploration companies working in the NWT. The Mining Incentive Program (MIP) is intended to stimulate and sustain mineral exploration activities throughout the NWT and reduce the risk associated with grassroots mineral exploration. Exploration is vital to find new discoveries that result in producing mines that provide economic benefits to NWT residents.

Eligibility

Applicants must be individual prospectors or exploration companies, licensed to operate in the NWT, who propose new exploration projects or are already carrying out NWT mineral exploration work.

Grant/Contribution

Contribution

Maximum Amount Available Per Applicant

Prospectors may apply for up to \$15,000 in funding. Mineral exploration companies may apply for up to \$100,000 in funding (up to 50 percent of eligible expenses).

Program Budget

\$400,000 for the 2016/2017 fiscal year

Program Manager

Northwest Territories Geological Survey (NTGS)

Policy Authority

Established under the authority of the Minister of ITI

Application Process

Application forms and guidelines for the MIP can be found on the ITI and NTGS websites and are also available at any ITI regional office or the NTGS office in Yellowknife. The application deadline is in April of each year – check the NTGS website for specific date. All submitted applications are delivered to the Program Manager. The MIP regularly receives more applications than it can fund.

An experienced evaluation committee reviews each proposal and decides how funding will be distributed based on ranking criteria to assess the quality of the applications and the merits

of the proposed mineral exploration activities. The committee strikes a balance between the amount of funding awarded to successful applicants and the total number of proposals funded. This balance is important in helping to maximize the overall impact of the MIP.

Results Reporting

Successful applicants are required to submit an interim report in October and a final report in early April of the following year. In addition, the Program Manager requests financial information for subsequent years of the project regardless of whether MIP funding is received or not. This allows the longer-term impact of MIP funding to be assessed.

Successful MIP applicants for the 2016/2017 fiscal year are listed in Table 22.

Table 22: 2016/2017 Mining Incentive Program Recipients, Commodity and Region

Recipient	Funding Requested	Target Commodity	Region	Funding Awarded	% of Funding Requested
Corporate					
North Arrow	\$100,000	Diamonds	North Slave	\$66,000	66
Panarc Resources	\$66,647	Gold	North Slave	\$55,873	84
TerraX Minerals	\$42,798	Gold	North Slave	\$42,801	100
TerraX Minerals	\$100,000	Gold	North Slave	\$100,000	100
Proxima Diamonds Corp	\$100,000	Diamonds	North Slave	\$66,000	66
Prospector					
Dave Nickerson	\$15,000	Gold	North Slave	\$15,000	100
Wayne Kendrick	\$15,000	Gold	North Slave	\$13,500	90
Tomasz Kalkowski	\$13,280	Gold	North Slave	\$11,952	90
Danny Yakeleya	\$15,000	Gold	Sahtu	\$9,658	64
Dave Smith	\$15,000	Diamonds	North Slave	\$13,500	90
Total Funding Requested by Successful Applicants	\$551,875		Total Awarded	\$394,283	

NWT GEOLOGICAL SURVEY

VARIOUS CONTRIBUTIONS TO SCIENTIFIC RESEARCH

Purpose

NTGS negotiates contributions with various universities to carry out research that mainly addresses NWT geoscience knowledge deficits, mineral and petroleum endowments and potential, and permafrost and landscape changes. This research strategy significantly leverages the expertise, capacity, and scientific productivity of the NTGS.

Eligibility

Researchers and students are invited and scientific program is negotiated.

Grant/Contribution

Contribution

Maximum Amount Available Per Applicant

Typically between \$10,000 - \$75,000 depending on applicant proposal.

Program Budget

Research plans and budgets are set in conjunction with planning the NTGS scientific program for each budget year.

Program Manager

Northwest Territories Geoscience Office

Policy Authority

Established under the authority of the Minister of ITI

Application Process

Qualified researchers are invited based on a match between NTGS needs and the scientific expertise of the researcher or research institution.

Results Reporting

Results of the various initiatives funded are reported by the recipient to the Department of ITI and to the NTGS and may also be included in the annual updating of the MDS Implementation Plan. Scientific findings are regularly published as technical reports through the NTGS geoscientific publication process.

Initiatives funded during the 2016/2017 fiscal year in support of the MDS strategic pillars or themes of 'Creating a Competitive Edge' and 'Promoting Sustainability' are listed in Table 23.

Table 23. Expenditures and Results

Program Detail	Results Description	Total Amount
Mineral and Petroleum Resources - Various	In support of MDS pillars 'Creating a Competitive Edge' and 'Promoting Sustainability,' contributions were made to support research in the following areas:	\$402,835
(i) Kimberlites (the host rock for diamond deposits)		\$164,075
(ii) Bedrock Mapping		\$136,760
(iii) Slave Province Surficial Project		\$53,000
(iv) Petroleum		\$44,000
(v) Permafrost		\$5,000

APPENDIX A

SEED 2016/2017 detail



Beaufort Delta						
		BUSINESS NAME	COMMUNITY	TOTAL \$ DISBURSED	PROGRAM	CATEGORY
1	1	506932 NWT Ltd.	Inuvik	13,600	Entrepreneur Support	Start-up Funding
2	2	6223 NWT LTD.	Inuvik	3,454	Entrepreneur Support	Operational Support
3	3	Aklavik Development Corporation 2015	Aklavik	7,539	Sector Support	Sector Research Support
4	4	Aklavik Indian Band	Aklavik	5,668	Business Intelligence & Networking	Business Intelligence & Networking
5	5	Aklavik Spring Festival Society	Aklavik	25,000	Community Economic Development	Community Events
6	6	Aleekuk, Gladys Carol	Inuvik	2,654	Micro-Business	Tools, Equipment and Raw Materials
7	7	Alexie, Shirley	Fort McPherson	496	Micro-Business	Tools, Equipment and Raw Materials
8	8	Arctic Paws	Inuvik	10,581	Community Economic Development	Develop Business Infrastructure
9	9	Aurora College	Inuvik	25,000	Community Economic Development	Develop Business Infrastructure
10	10	Banks Island Tundra Tours	Sachs Harbour	18,601	Entrepreneur Support	Asset Acquisition
11	11	Bates, Clara A.	Tuktoyaktuk	2,510	Micro-Business	Tools, Equipment and Raw Materials
12	12	Beaver, James	Fort McPherson	152	Micro-Business	Tools, Equipment and Raw Materials
13	13	Binder, Kristian	Inuvik	5,000	Micro-Business	Tools, Equipment and Raw Materials
14	14	Buckle, Robert Wayne	Aklavik	3,288	Micro-Business	Tools, Equipment and Raw Materials
15	15	Caps Off Recycling	Inuvik	13,920	Entrepreneur Support	Start-up Funding
16	16	Cardinal, Eileen M.	Tsiigehtchic	3,728	Micro-Business	Tools, Equipment and Raw Materials
17	17	Cardinal-Blake, Maranda	Inuvik	3,326	Micro-Business	Tools, Equipment and Raw Materials
18	18	Ciboci, Shannon Maegan	Inuvik	1,428	Micro-Business	Tools, Equipment and Raw Materials
19	19	Cockney Jr, Roy	Tuktoyaktuk	847	Micro-Business	Tools, Equipment and Raw Materials
20	20	Cockney, Noella	Tuktoyaktuk	1,607	Micro-Business	Tools, Equipment and Raw Materials
21	21	Community Garden Society of Inuvik	Inuvik	13,161	Entrepreneur Support	Asset Acquisition
22	22	Coreman Technical Services Ltd.	Inuvik	1,224	Sector Support	Capital Expansion Incentive
23	23	Dillon, Brian	Aklavik	1,754	Micro-Business	Tools, Equipment and Raw Materials

Beaufort Delta						
		BUSINESS NAME	COMMUNITY	TOTAL \$ DISBURSED	PROGRAM	CATEGORY
24	24	Ehdiitat Gwich'in Council (1997)	Aklavik	4,800	Business Intelligence & Networking	Business Intelligence & Networking
25	25	Elanik, Danielle Annie Janelle	Inuvik	618	Micro-Business	Tools, Equipment and Raw Materials
26	26	End of the Road Music Festival	Inuvik	25,000	Community Economic Development	Community Events
27	27	First Call Moving & Expediting	Inuvik	4,501	Sector Support	Capital Expansion Incentive
28	28	Francis, Rose Anne	Inuvik	299	Micro-Business	Tools, Equipment and Raw Materials
29	29	Great Northern Arts Festival	Inuvik	22,149	Community Economic Development	Community Events
30	30	Green, Michael J	Paulatuk	1,995	Micro-Business	Tools, Equipment and Raw Materials
31	31	Gruben, Louisa	Tuktoyaktuk	1,485	Micro-Business	Tools, Equipment and Raw Materials
32	32	Gwicha Gwich'in Council	Tsiigehtchic	23,559	Community Economic Development	Develop Business Infrastructure
33	33	Gwich'in Tribal Council	Inuvik	19,174	Community Economic Development	Community Events
34	34	Hamlet of Paulatuk	Paulatuk	25,000	Community Economic Development	Community Events
35	35	Hamlet of Ulukhaktok	Ulukhaktok	6,342	Community Economic Development	Community Events
36	36	Hossain, Anowar	Inuvik	2,690	Sector Support	Capital Expansion Incentive
37	37	Incorporated Hamlet of Tuktoyaktuk	Tuktoyaktuk	25,611	Community Economic Development	Community Events
38	38	Inuvialuit Communications Society	Inuvik	25,000	Community Economic Development	Community Events
39	39	Inuvialuit Community Economic	Inuvik	25,000	Community Economic Development	Community Events
40	40	Inuvik Chamber of Commerce	Inuvik	35,729	Community Economic Development	Access to Business Information
41	41	Inuvik Hunters & Trappers Committee	Inuvik	4,416	Community Economic Development	Community Events
42	42	Inuvik Justice Committee	Inuvik	14,927	Community Economic Development	Community Events
43	43	J & L Transport Ltd.	Tuktoyaktuk	11,455	Sector Support	Capital Expansion Incentive
44	44	Joss, Celine T. R.	Ulukhaktok	570	Micro-Business	Tools, Equipment and Raw Materials
45	45	Joss, Ole J. P.	Ulukhaktok	695	Micro-Business	Tools, Equipment and Raw Materials
46	46	Kataoyak, Florence	Ulukhaktok	1,240	Micro-Business	Tools, Equipment and Raw Materials

Beaufort Delta						
		BUSINESS NAME	COMMUNITY	TOTAL \$ DISBURSED	PROGRAM	CATEGORY
47	47	Keevik, Melanie Violet	Tuktoyaktuk	1,414	Micro-Business	Tools, Equipment and Raw Materials
48	48	Kuptana's Arctic Adventures	Ulukhaktok	12,000	Entrepreneur Support	Asset Acquisition
49	49	Loreen, Desmond Zane Matthew	Inuvik	2,994	Micro-Business	Film Equipment and Production
50	50	Lucas, Kimberley Dawn	Sachs Harbour	1,107	Micro-Business	Tools, Equipment and Raw Materials
51	51	Lundrigan, Rosemary	Tuktoyaktuk	1,852	Micro-Business	Tools, Equipment and Raw Materials
52	52	Mavis' Shuttle Service	Tsiigehtchic	4,738	Entrepreneur Support	Operational Support
53	53	Memogana, Barbara	Inuvik	3,364	Micro-Business	Tools, Equipment and Raw Materials
54	54	Memogana, Roberta Sukayaluk	Ulukhaktok	720	Micro-Business	Tools, Equipment and Raw Materials
55	55	Mohammad, Abdala Akasha	Inuvik	1,090	Sector Support	Capital Expansion Incentive
56	56	Nazon, Margaret	Tsiigehtchic	1,534	Business Intelligence & Networking	Business Intelligence & Networking
57	57	Notaina, Margaret	Ulukhaktok	874	Micro-Business	Tools, Equipment and Raw Materials
58	58	Nuyaviak, Ronald	Tuktoyaktuk	1,470	Micro-Business	Tools, Equipment and Raw Materials
59	59	Okheena, Denise	Ulukhaktok	1,499	Micro-Business	Tools, Equipment and Raw Materials
60	60	Okheena, Mary T.	Ulukhaktok	519	Micro-Business	Tools, Equipment and Raw Materials
61	61	Olifie, Gilbert G.O.	Ulukhaktok	1,640	Micro-Business	Tools, Equipment and Raw Materials
62	62	Only Way Outfitting	Inuvik	11,418	Entrepreneur Support	Asset Acquisition
63	63	Originals on Mackenzie (2016) Ltd	Inuvik	12,531	Sector Support	Capital Expansion Incentive
64	64	Ovilok, Lori	Ulukhaktok	557	Micro-Business	Tools, Equipment and Raw Materials
65	65	Qungiliq Garden Society	Paulatuk	6,238	Community Economic Development	Develop Business Infrastructure
66	66	Raddi, Charlene	Tuktoyaktuk	1,600	Micro-Business	Tools, Equipment and Raw Materials
67	67	Raddi, Dennis	Tuktoyaktuk	4,081	Micro-Business	Tools, Equipment and Raw Materials
68	68	Rat River Development Corporation Ltd.	Fort McPherson	25,000	Community Economic Development	Plans and Planning
69	69	Red River Incorporated Band Ltd.	Tsiigehtchic	20,582	Community Economic Development	Plans and Planning

Beaufort Delta						
		BUSINESS NAME	COMMUNITY	TOTAL \$ DISBURSED	PROGRAM	CATEGORY
70	70	Ross, Peter	Tsiigehtchic	2,574	Micro-Business	Tools, Equipment and Raw Materials
71	71	Sachs Harbour Community Corporation	Sachs Harbour	25,000	Community Economic Development	Develop Business Infrastructure
72	72	Semple, Ashton Bonnie	Aklavik	1,138	Micro-Business	Tools, Equipment and Raw Materials
73	73	Semple, Caroline E.	Inuvik	1,092	Micro-Business	Tools, Equipment and Raw Materials
74	74	Sittichinli, Jayda Lynn	Inuvik	1,797	Micro-Business	Tools, Equipment and Raw Materials
75	75	Snowshoe, Martha Helen	Fort McPherson	1,398	Micro-Business	Tools, Equipment and Raw Materials
76	76	Taylor, William R.	Inuvik	1,676	Micro-Business	Tools, Equipment and Raw Materials
77	77	Teddy, Charmaine	Tuktoyaktuk	1,461	Micro-Business	Tools, Equipment and Raw Materials
78	78	Teetl'it Gwich'in Council	Fort McPherson	21,900	Business Intelligence & Networking	Business Intelligence & Networking
79	79	The Arctic Image Festival Society	Inuvik	25,000	Community Economic Development	Community Events
80	80	Thrasher, Anna Frida	Paulatuk	1,821	Micro-Business	Tools, Equipment and Raw Materials
81	81	Thrasher, Jerri Rose Mabel Kannagana	Inuvik	15,000	Entrepreneur Support	Market and Product Development
82	82	Thrasher, Millie	Paulatuk	462	Micro-Business	Tools, Equipment and Raw Materials
83	83	Town of Inuvik	Inuvik	2,300	Business Intelligence & Networking	Business Intelligence & Networking
84	84	Tsiigehtchic Charter Community	Tsiigehtchic	11,077	Business Intelligence & Networking	Business Intelligence & Networking
85	85	Tuktoyaktuk Music Festival Committee	Tuktoyaktuk	25,000	Community Economic Development	Community Events
86	86	Tuktoyaktuk Siglit Drummers & Dancers	Tuktoyaktuk	13,018	Community Economic Development	Community Events
87	87	Tuktu Holdings Ltd.	Tuktoyaktuk	15,000	Entrepreneur Support	Market and Product Development
88	88	Villebrun, Greta	Tsiigehtchic	1,116	Micro-Business	Tools, Equipment and Raw Materials
89	89	Weronika Murray Photography	Inuvik	4,055	Micro-Business	Tools, Equipment and Raw Materials

TOTAL BEAUFORT DELTA **\$737,500**PERCENTAGE OF OVERALL **19%**

DehCho						
		BUSINESS NAME	COMMUNITY	TOTAL \$ DISBURSED	PROGRAM	CATEGORY
90	1	507026 NWT Ltd.	Fort Simpson	25,000	Entrepreneur Support	Start-up Funding
91	2	6281 NWT Ltd.	Fort Simpson	14,000	Entrepreneur Support	Asset Acquisition
92	3	Acho Dene Koe First Nation	Fort Liard	20,000	Community Economic Development	Community Events
93	4	Against the Grain Contracting	Fort Liard	4,800	Micro-Business	Tools, Equipment and Raw Materials
94	5	Angels Security	Fort Simpson	1,750	Micro-Business	Other Self Employment
95	6	Beauty Mark	Fort Simpson	20,146	Micro-Business	Tools, Equipment and Raw Materials
96	7	Bertrand, Mary Jane	Fort Liard	2,075	Micro-Business	Tools, Equipment and Raw Materials
97	8	Brave Adventures	Wrigley	11,109	Entrepreneur Support	Asset Acquisition
98	9	Brown, Alison	Fort Simpson	2,644	Micro-Business	Tools, Equipment and Raw Materials
99	10	Chiasson, James (Jerry)	Fort Simpson	1,447	Micro-Business	Tools, Equipment and Raw Materials
100	11	Cox, Mary Caroline	Fort Simpson	731	Micro-Business	Film Equipment and Production
101	12	Deh Cho Economic Corporation	Fort Simpson	15,000	Community Economic Development	Access to Business Information
102	13	Deh Cho First Nations	Fort Simpson	13,840	Community Economic Development	Community Events
103	14	Deh Cho Suites	Fort Simpson	3,099	Entrepreneur Support	Market and Product Development
104	15	Dehcho Gardens	Fort Simpson	12,196	Entrepreneur Support	Asset Acquisition
105	16	Doah Services	Fort Simpson	5,000	Micro-Business	Other Self Employment
106	17	Drake, Martha	Fort Simpson	1,922	Micro-Business	Tools, Equipment and Raw Materials
107	18	DreamCatcher Air Services Ltd.	Fort Simpson	6,400	Entrepreneur Support	Start-up Funding
108	19	Ehmbee Ltd.	Fort Simpson	30,000	Entrepreneur Support	Market and Product Development
109	20	Flutterby Sales & Service	Fort Simpson	500	Entrepreneur Support	Market and Product Development
110	21	Fort Simpson Chamber of Commerce	Fort Simpson	14,333	Community Economic Development	Access to Business Information
111	22	Fort Simpson Historical Society	Fort Simpson	25,000	Community Economic Development	Develop Business Infrastructure
112	23	Fort Simpson Recreation Society	Fort Simpson	25,000	Community Economic Development	Develop Business Infrastructure

DehCho						
		BUSINESS NAME	COMMUNITY	TOTAL \$ DISBURSED	PROGRAM	CATEGORY
113	24	Giahi Logging	Jean Marie	5,000	Entrepreneur Support	Start-up Funding
114	25	Granny's Suites & Rentals Ltd.	Fort Simpson	2,000	Entrepreneur Support	Start-up Funding
115	26	Hardisty, Elizabeth	Fort Simpson	839	Micro-Business	Tools, Equipment and Raw Materials
116	27	Hardisty, Tanya	Fort Simpson	912	Micro-Business	Tools, Equipment and Raw Materials
117	28	Hardrock Resources Ltd.	Fort Simpson	10,000	Entrepreneur Support	Asset Acquisition
118	29	Jean Marie River First Nation	Jean Marie	35,329	Business Intelligence & Networking	Business Intelligence & Networking
119	30	Lamalice, Gilbert	Sambaa Ke	2,000	Micro-Business	Tools, Equipment and Raw Materials
120	31	Liard Fuel Centre Limited	Fort Liard	15,000	Entrepreneur Support	Asset Acquisition
121	32	Liard Valley General Store	Fort Liard	15,000	Entrepreneur Support	Asset Acquisition
122	33	Liidlil Kue First Nation	Fort Simpson	52,444	Community Economic Development	Develop Business Infrastructure
123	34	Mike's Tourism and Expediting Services	Wrigley	15,000	Entrepreneur Support	Asset Acquisition
124	35	N R Enterprises	Fort Simpson	3,010	Micro-Business	Other Self Employment
125	36	Nahanni Butte Dene Band	Nahanni Butte	32,527	Community Economic Development	Community Events
126	37	Nahanni Mountain Lodge Ltd.	Fort Simpson	22,000	Entrepreneur Support	Start-up Funding
127	38	Nahanni River Expediting	Nahanni Butte	1,040	Entrepreneur Support	Start-up Funding
128	39	Nahanni Wilderness Adventures Ltd.	Nahanni Butte	10,000	Entrepreneur Support	Market and Product Development
129	40	Nogha Enterprises Ltd.	Fort Simpson	24,000	Entrepreneur Support	Start-up Funding
130	41	Open Sky Creative Society	Fort Simpson	27,867	Entrepreneur Support	Market and Product Development
131	42	P. R. Contracting Ltd.	Fort Simpson	15,000	Sector Support	Capital Expansion Incentive
132	43	Pehdzeh Ki First Nation	Wrigley	4,456	Business Intelligence & Networking	Business Intelligence & Networking
133	44	Pierre, Lyla R.	Sambaa Ke	1,377	Micro-Business	Tools, Equipment and Raw Materials
134	45	Postras, Laura Lee	Fort Simpson	3,563	Micro-Business	Tools, Equipment and Raw Materials
135	46	Quick Silver Expediting	Fort Simpson	21,571	Entrepreneur Support	Market and Product Development

DehCho						
		BUSINESS NAME	COMMUNITY	TOTAL \$ DISBURSED	PROGRAM	CATEGORY
136	47	Rabbitskin Ventures	Fort Simpson	1,200	Entrepreneur Support	Start-up Funding
137	48	Rowe's Construction	Fort Simpson	15,000	Entrepreneur Support	Asset Acquisition
138	49	Sambaa K'e Development Corporation	Sambaa Ke	14,880	Entrepreneur Support	Asset Acquisition
139	50	Sambaa K'e First Nation	Sambaa Ke	22,504	Community Economic Development	Plans and Planning
140	51	Sandra, Edda	Fort Simpson	1,868	Micro-Business	Tools, Equipment and Raw Materials
141	52	Shehtah Adventures	Fort Simpson	14,001	Entrepreneur Support	Market and Product Development
142	53	Sibbeston, Randal Darren	Fort Simpson	3,974	Micro-Business	Tools, Equipment and Raw Materials
143	54	Simpson Air 1981 Ltd.	Fort Simpson	15,672	Entrepreneur Support	Market and Product Development
144	55	Sister's Takeout	Fort Liard	2,603	Entrepreneur Support	Market and Product Development
145	56	Snow Wintertry	Fort Liard	5,338	Entrepreneur Support	Asset Acquisition
146	57	Stipdonk Consulting and Instruction	Fort Simpson	2,954	Business Intelligence & Networking	Business Intelligence & Networking
147	58	Summit Ventures	Fort Liard	15,000	Entrepreneur Support	Asset Acquisition
148	59	T & D NWT Holdings Ltd.	Fort Simpson	1,320	Entrepreneur Support	Market and Product Development
149	60	Tina's Kitchen and Grill	Fort Liard	15,000	Entrepreneur Support	Asset Acquisition
150	61	Tsetso, Julia A.	Fort Simpson	5,000	Micro-Business	Tools, Equipment and Raw Materials
151	62	Village of Fort Simpson	Fort Simpson	3,667	Community Economic Development	Community Events

TOTAL DEHCHO **\$715,908**
PERCENTAGE OF OVERALL **18%**

North Slave						
		BUSINESS NAME	COMMUNITY	TOTAL \$ DISBURSED	PROGRAM	CATEGORY
152	1	6224 NWT Ltd.	Wha Ti	10,000	Entrepreneur Support	Market and Product Development
153	2	Adze Studios Inc.	Yellowknife	5,000	Entrepreneur Support	Market and Product Development
154	3	Adzin, Lena	Behchoko	1,493	Micro-Business	Tools, Equipment and Raw Materials
155	4	Anahata Yoga Therapy	Yellowknife	1,167	Business Intelligence & Networking	Business Intelligence & Networking
156	5	Antoine, Donald	Yellowknife	2,373	Micro-Business	Tools, Equipment and Raw Materials
157	6	Artless Collective Inc.	Yellowknife	5,879	Entrepreneur Support	Market and Product Development
158	7	B. Dene Adventures	Yellowknife	10,000	Entrepreneur Support	Asset Acquisition
159	8	Beaverho, Andrew Paul	Wha Ti	2,000	Micro-Business	Tools, Equipment and Raw Materials
160	9	Beaverho, Eva Mary	Wha Ti	1,979	Micro-Business	Tools, Equipment and Raw Materials
161	10	Benoit, France	Yellowknife	5,000	Micro-Business	Film Equipment and Production
162	11	Bettger, Andrea	Yellowknife	5,000	Micro-Business	Other Self Employment
163	12	Blachford Lake Lodge	Yellowknife	10,000	Entrepreneur Support	Market and Product Development
164	13	Bob Turner Enterprises	Yellowknife	10,000	Entrepreneur Support	Operational Support
165	14	Bouwa Whee Catering	Yellowknife	3,950	Community Economic Development	Access to Business Information
166	15	Braden, Bill	Yellowknife	8,403	Entrepreneur Support	Market and Product Development
167	16	Braden, Carmen Elyse	Yellowknife	10,000	Entrepreneur Support	Market and Product Development
168	17	Braden, Patrick Michael	Yellowknife	1,638	Entrepreneur Support	Market and Product Development
169	18	Bulckaert, Jason Allen	Yellowknife	5,000	Entrepreneur Support	Market and Product Development
170	19	Carthew, Kirsten Carriona	Yellowknife	10,000	Entrepreneur Support	Market and Product Development
171	20	Chocolate, Stanley	Behchoko	500	Micro-Business	Tools, Equipment and Raw Materials
172	21	City of Yellowknife	Yellowknife	4,146	Community Economic Development	Community Events
173	22	Cleveland, Caitlin	Yellowknife	1,935	Business Intelligence & Networking	Business Intelligence & Networking
174	23	Cli, Trina	Yellowknife	1,015	Micro-Business	Tools, Equipment and Raw Materials

North Slave						
		BUSINESS NAME	COMMUNITY	TOTAL \$ DISBURSED	PROGRAM	CATEGORY
175	24	Corbett, Alice	Yellowknife	1,463	Micro-Business	Tools, Equipment and Raw Materials
176	25	Cox, Mary Caroline	Yellowknife	8,418	Entrepreneur Support	Market and Product Development
177	26	Debogorski, Alex	Yellowknife	10,000	Entrepreneur Support	Market and Product Development
178	27	DEMCo Ltd.	Yellowknife	5,055	Community Economic Development	Access to Business Information
179	28	Deton Cho Corporation Ltd.	Yellowknife	12,060	Community Economic Development	Access to Business Information
180	29	DRW & Associates Ltd.	Yellowknife	3,000	Business Intelligence & Networking	Business Intelligence & Networking
181	30	Ekendia, Charlie	Behchoko	730	Micro-Business	Tools, Equipment and Raw Materials
182	31	Emerson, Jeremy David	Yellowknife	5,000	Micro-Business	Film Equipment and Production
183	32	Energy Wall & Building Products Ltd.	Yellowknife	10,000	Entrepreneur Support	Operational Support
184	33	Enodah Wilderness Travel	Yellowknife	10,000	Entrepreneur Support	Market and Product Development
185	34	Enzoe, Gloria	Lutsel K'e	8,800	Entrepreneur Support	Market and Product Development
186	35	Evans, Alice	Yellowknife	2,000	Micro-Business	Tools, Equipment and Raw Materials
187	36	Ewen, Michael William Rhodes	Yellowknife	3,000	Business Intelligence & Networking	Business Intelligence & Networking
188	37	Flunkie, Mary Adele	Wha Ti	1,500	Micro-Business	Tools, Equipment and Raw Materials
189	38	Folk On The Rocks	Yellowknife	16,516	Community Economic Development	Community Events
190	39	Forsbloom, Derek	Yellowknife	12,768	Entrepreneur Support	Market and Product Development
191	40	Francois, Mary Jane	Yellowknife	3,000	Micro-Business	Tools, Equipment and Raw Materials
192	41	Fraser, Cheyanna Marie	Yellowknife	5,000	Micro-Business	Tools, Equipment and Raw Materials
193	42	Fraser, Roger Allan	Yellowknife	7,800	Micro-Business	Tools, Equipment and Raw Materials
194	43	Gardner, Jazmine	Yellowknife	1,571	Business Intelligence & Networking	Business Intelligence & Networking
195	44	Gargan, Lena	Yellowknife	3,000	Micro-Business	Tools, Equipment and Raw Materials
196	45	Gilday, Leela	Yellowknife	10,000	Entrepreneur Support	Market and Product Development
197	46	Gon, Jesse James	Yellowknife	14,007	Entrepreneur Support	Market and Product Development

North Slave						
		BUSINESS NAME	COMMUNITY	TOTAL \$ DISBURSED	PROGRAM	CATEGORY
198	47	Great Slave Fish Products Limited	Yellowknife	10,000	Entrepreneur Support	Operational Support
199	48	Griffore, Anita	Yellowknife	1,321	Business Intelligence & Networking	Business Intelligence & Networking
200	49	Hearne Lake Operations Ltd.	Yellowknife	10,000	Entrepreneur Support	Market and Product Development
201	50	Hernandez, Aaron	Yellowknife	3,400	Entrepreneur Support	Start-up Funding
202	51	Inukshuk Publishing	Yellowknife	10,000	Entrepreneur Support	Market and Product Development
203	52	Jill and Jackfish Productions, Inc.	Yellowknife	33,000	Entrepreneur Support	Market and Product Development
204	53	Johnson, Lesley Ann	Yellowknife	13,000	Entrepreneur Support	Market and Product Development
205	54	Johnston, Angela Rose Hovak	Yellowknife	3,000	Micro-Business	Tools, Equipment and Raw Materials
206	55	Kalineck, Samantha	Yellowknife	3,000	Micro-Business	Tools, Equipment and Raw Materials
207	56	Kellett Communications Inc.	Yellowknife	1,025	Business Intelligence & Networking	Business Intelligence & Networking
208	57	Koyina, Jessie	Gameti	1,327	Micro-Business	Tools, Equipment and Raw Materials
209	58	Lafferty, Gary	Wekweti	1,436	Micro-Business	Tools, Equipment and Raw Materials
210	59	Lafferty, Troy	Behchoko	2,000	Micro-Business	Tools, Equipment and Raw Materials
211	60	Landwash Studios	Yellowknife	3,000	Micro-Business	Tools, Equipment and Raw Materials
212	61	Lang, Becky	Yellowknife	4,607	Micro-Business	Tools, Equipment and Raw Materials
213	62	Laughing Lichen Wildcrafted Herb & Tea	Yellowknife	10,000	Entrepreneur Support	Market and Product Development
214	63	MacDougall, Kelsey Laurene Chadwick	Yellowknife	9,772	Entrepreneur Support	Market and Product Development
215	64	Mantla, Kirk	Behchoko	1,043	Micro-Business	Tools, Equipment and Raw Materials
216	65	Marchiori, Tara	Yellowknife	1,935	Business Intelligence & Networking	Business Intelligence & Networking
217	66	Marlowe, James	Lutsel K'e	4,300	Entrepreneur Support	Asset Acquisition
218	67	Maximum Limit Productions	Yellowknife	10,000	Entrepreneur Support	Market and Product Development
219	68	McCreesh, Alison	Yellowknife	2,282	Business Intelligence & Networking	Business Intelligence & Networking
220	69	McGurran, Marilyn	Yellowknife	896	Business Intelligence & Networking	Business Intelligence & Networking

North Slave						
		BUSINESS NAME	COMMUNITY	TOTAL \$ DISBURSED	PROGRAM	CATEGORY
221	70	Moosenose, Jessie Louise	Wha Ti	800	Micro-Business	Tools, Equipment and Raw Materials
222	71	Music Interchange	Yellowknife	3,255	Entrepreneur Support	Start-up Funding
223	72	Music NWT (RAANT)	Yellowknife	3,000	Business Intelligence & Networking	Business Intelligence & Networking
224	73	Namushka Lodge (1982) Ltd.	Yellowknife	10,000	Entrepreneur Support	Market and Product Development
225	74	Narwal Northern Adventures Ltd.	Yellowknife	10,000	Entrepreneur Support	Operational Support
226	75	Natasha Duchene Productions	Yellowknife	2,000	Business Intelligence & Networking	Business Intelligence & Networking
227	76	Nitsiza, Lori-Ann	Yellowknife	3,000	Micro-Business	Tools, Equipment and Raw Materials
228	77	Nitsiza, Louisa	Behchoko	850	Micro-Business	Tools, Equipment and Raw Materials
229	78	Northern Arts & Cultural Centre	Yellowknife	3,348	Community Economic Development	Access to Business Information
230	79	Northern Exposure	Behchoko	15,000	Entrepreneur Support	Asset Acquisition
231	80	Northern Frontier Visitors Assoc.	Yellowknife	76,000	Community Economic Development	Plans and Planning
232	81	NWT Brewing Company Ltd.	Yellowknife	10,000	Sector Support	Capital Expansion Incentive
233	82	NWT Regional Group of the Institute	Yellowknife	3,000	Community Economic Development	Community Events
234	83	NWT Riders Association	Yellowknife	8,400	Community Economic Development	Community Events
235	84	Old Town Community Association	Yellowknife	10,000	Community Economic Development	Community Events
236	85	Old Town Glassworks	Yellowknife	10,000	Entrepreneur Support	Market and Product Development
237	86	Old Town Paddle & Co. (506699 NWT Inc.)	Yellowknife	10,000	Entrepreneur Support	Market and Product Development
238	87	Open Water Charters Inc	Yellowknife	9,450	Entrepreneur Support	Operational Support
239	88	Paul Bros Nextreme Inc.	Yellowknife	21,473	Entrepreneur Support	Market and Product Development
240	89	Pea'a, Bertha	Wekweti	1,550	Micro-Business	Tools, Equipment and Raw Materials
241	90	Portman, Elizabeth Jane	Yellowknife	3,000	Micro-Business	Tools, Equipment and Raw Materials
242	91	Rabesca, Elizabeth	Wha Ti	2,000	Micro-Business	Tools, Equipment and Raw Materials
243	92	Redvers, Dr. Nicole Marie	Yellowknife	15,000	Sector Support	Capital Expansion Incentive

North Slave						
		BUSINESS NAME	COMMUNITY	TOTAL \$ DISBURSED	PROGRAM	CATEGORY
244	93	Reid, Jesse Ann	Yellowknife	2,745	Business Intelligence & Networking	Business Intelligence & Networking
245	94	Roback, Emily	Yellowknife	6,950	Entrepreneur Support	Operational Support
246	95	RY-LO Express	Yellowknife	10,000	Entrepreneur Support	Asset Acquisition
247	96	Sangris, Ernie	Yellowknife	3,000	Micro-Business	Tools, Equipment and Raw Materials
248	97	Sean's Aurora Tours & Guesthouse	Yellowknife	3,091	Micro-Business	Other Self Employment
249	98	Simpson, Jerome	Wha Ti	3,000	Micro-Business	Tools, Equipment and Raw Materials
250	99	Simpson, Kelly	Wha Ti	1,860	Micro-Business	Tools, Equipment and Raw Materials
251	100	Skelton, Jennifer Dawn	Yellowknife	2,373	Business Intelligence & Networking	Business Intelligence & Networking
252	101	Smith, Kerry	Yellowknife	10,000	Entrepreneur Support	Market and Product Development
253	102	Snowking Winter Festival	Yellowknife	20,000	Community Economic Development	Community Events
254	103	Tatti, Christine	Yellowknife	3,000	Micro-Business	Tools, Equipment and Raw Materials
255	104	Tatzia, Gilbert Charlie	Behchoko	1,252	Micro-Business	Tools, Equipment and Raw Materials
256	105	Taylor, Derrald	Yellowknife	7,200	Micro-Business	Tools, Equipment and Raw Materials
257	106	The J Group Ltd.	Yellowknife	10,000	Entrepreneur Support	Market and Product Development
258	107	The Long John (Req)	Yellowknife	10,000	Community Economic Development	Community Events
259	108	Tlichio Government	Behchoko	30,000	Community Economic Development	Plans and Planning
260	109	True North Safaris Ltd.	Yellowknife	10,000	Entrepreneur Support	Asset Acquisition
261	110	Walden, Jennifer F.	Yellowknife	7,440	Entrepreneur Support	Market and Product Development
262	111	Warrior Strong	Yellowknife	10,000	Entrepreneur Support	Market and Product Development
263	112	Wedawin, Alice	Wha Ti	1,633	Micro-Business	Tools, Equipment and Raw Materials
264	113	Wetrade, Rita	Gameti	1,508	Micro-Business	Tools, Equipment and Raw Materials
265	114	Whittall-Catling, Elizabeth Ann (Libby)	Yellowknife	10,000	Entrepreneur Support	Start-up Funding
266	115	Wifladt, Alice	Yellowknife	3,000	Micro-Business	Tools, Equipment and Raw Materials

North Slave						
		BUSINESS NAME	COMMUNITY	TOTAL \$ DISBURSED	PROGRAM	CATEGORY
267	116	Wild Kitchen NWT Ltd	Yellowknife	15,000	Entrepreneur Support	Market and Product Development
268	117	Williah, Anita	Yellowknife	785	Micro-Business	Tools, Equipment and Raw Materials
269	118	Yellowknife Artist Run Community Centre	Yellowknife	10,000	Community Economic Development	Community Events
270	119	Yellowknife Chamber of Commerce	Yellowknife	30,000	Community Economic Development	Community Events
271	120	Yellowknife Farmer's Market	Yellowknife	1,200	Community Economic Development	Access to Business Information
272	121	Yellowknife Outdoor Adventures Ltd.	Yellowknife	10,000	Entrepreneur Support	Market and Product Development
273	122	Yellowknife Tours Ltd.	Yellowknife	10,000	Entrepreneur Support	Market and Product Development
274	123	Yellowknives Dene First Nation	Yellowknife	44,800	Community Economic Development	Community Events
275	124	Zoe, Barbara Ann	Behchoko	1,858	Micro-Business	Tools, Equipment and Raw Materials

TOTAL NORTH SLAVE **\$934,332**
PERCENTAGE OF OVERALL **24%**

NWT Wide						
		BUSINESS NAME	COMMUNITY	TOTAL \$ DISBURSED	PROGRAM	CATEGORY
276	1	Conseil de Developpement Economique	Corporate	25,000	Community Economic Development	Plans and Planning
277	2	Dead North Film Society	Corporate	24,250	Community Economic Development	Community Events
278	3	Denendeh Development Corporation	Corporate	19,581	Community Economic Development	Plans and Planning
279	4	Denendeh Investments Incorporated	Corporate	1,734	Business Intelligence & Networking	Business Intelligence & Networking
280	5	Music NWT (RAANT)	Corporate	15,000	Business Intelligence & Networking	Business Intelligence & Networking
281	6	Native Communications Society	Corporate	9,660	Community Economic Development	Plans and Planning
282	7	Northern Aboriginal Business Association	Corporate	70,000	Community Economic Development	Plans and Planning
283	8	Northern Arts & Cultural Centre	Corporate	52,000	Community Economic Development	Community Events
284	9	NWT & Nunavut Construction Association	Corporate	4,480	Community Economic Development	Access to Business Information
285	10	NWT Chamber of Commerce	Corporate	50,000	Community Economic Development	Community Events
286	11	NWT Community Futures Association	Corporate	3,748	Community Economic Development	Access to Business Information
287	12	NWT Professional Media Association	Corporate	30,000	Community Economic Development	Access to Business Information
288	13	Western Arctic Moving Pictures	Corporate	36,000	Community Economic Development	Plans and Planning
289	14	Yellowknife Chamber of Commerce	Corporate	15,000	Community Economic Development	Access to Business Information

TOTAL NWT-WIDE **\$356,453**

PERCENTAGE OF OVERALL **9%**

Sahtu						
		BUSINESS NAME	COMMUNITY	TOTAL \$ DISBURSED	PROGRAM	CATEGORY
290	1	Andre, Leroy Jr.	Deline	5,000	Micro-Business	Tools, Equipment and Raw Materials
291	2	Baton, Rita	Deline	2,800	Micro-Business	Tools, Equipment and Raw Materials
292	3	Baton, Royden Geil	Deline	5,000	Micro-Business	Tools, Equipment and Raw Materials
293	4	Blanco, John Sr.	Colville Lake	2,000	Micro-Business	Tools, Equipment and Raw Materials
294	5	Canol Outfitters Limited Partnership	Norman Wells	28,290	Entrepreneur Support	Market and Product Development
295	6	Cotchilly, Matthew James	Fort Good Hope	5,000	Micro-Business	Tools, Equipment and Raw Materials
296	7	Deline Gotine Government	Deline	5,000	Community Economic Development	Tools, Equipment and Raw Materials
297	8	Deline Renewable Resources Council	Deline	6,321	Entrepreneur Support	Market and Product Development
298	9	Deline Sewing Group	Deline	5,684	Community Economic Development	Tools, Equipment and Raw Materials
299	10	Great Northern Arts Festival	Norman Wells	14,468	Entrepreneur Support	Market and Product Development
300	11	Grey Goose Lodge Ltd.	Deline	19,120	Community Economic Development	Sector Research Support
301	12	Gully, Buddy James	Fort Good Hope	2,958	Micro-Business	Tools, Equipment and Raw Materials
302	13	Gully, Shauna	Fort Good Hope	4,606	Micro-Business	Tools, Equipment and Raw Materials
303	14	Hamlet of Tulita	Tulita	18,358	Community Economic Development	Develop Business Infrastructure
304	15	Jackson's Bed & Breakfast	Fort Good Hope	3,515	Entrepreneur Support	Operational Support
305	16	K'asho Got'ine Charter Community	Fort Good Hope	19,737	Community Economic Development	Community Events
306	17	Kelly Jr., Allen	Deline	550	Micro-Business	Tools, Equipment and Raw Materials
307	18	Kelly, Margaret	Fort Good Hope	3,932	Micro-Business	Tools, Equipment and Raw Materials
308	19	Kelly, Ronald	Fort Good Hope	3,159	Micro-Business	Tools, Equipment and Raw Materials
309	20	Kenny, Bertha Jean	Deline	2,500	Micro-Business	Tools, Equipment and Raw Materials
310	21	Kenny, Russell	Deline	5,000	Micro-Business	Tools, Equipment and Raw Materials
311	22	Kochon, Earl	Fort Good Hope	3,263	Micro-Business	Tools, Equipment and Raw Materials
312	23	Kochon, Gabriel	Fort Good Hope	3,263	Micro-Business	Tools, Equipment and Raw Materials

Sahtu						
		BUSINESS NAME	COMMUNITY	TOTAL \$ DISBURSED	PROGRAM	CATEGORY
313	24	Kochon, Hyacinthe	Colville Lake	5,000	Micro-Business	Tools, Equipment and Raw Materials
314	25	Kochon, Jimmy	Colville Lake	5,000	Micro-Business	Tools, Equipment and Raw Materials
315	26	Kochon, Tyrell	Colville Lake	2,347	Micro-Business	Tools, Equipment and Raw Materials
316	27	Kochon, Wilbert	Colville Lake	3,967	Micro-Business	Tools, Equipment and Raw Materials
317	28	Lafferty, Jennifer	Colville Lake	3,553	Micro-Business	Tools, Equipment and Raw Materials
318	29	MacKay Range Development	Tulita	27,238	Business Intelligence & Networking	Business Intelligence & Networking
319	30	Mackeinzo, Kevin	Deline	2,402	Micro-Business	Tools, Equipment and Raw Materials
320	31	Manuel, Denise	Fort Good Hope	3,430	Micro-Business	Tools, Equipment and Raw Materials
321	32	Manuel, Linda	Colville Lake	5,000	Micro-Business	Tools, Equipment and Raw Materials
322	33	McDonald, Lisa Marie	Norman Wells	5,000	Micro-Business	Tools, Equipment and Raw Materials
323	34	McNeely, Cody David	Fort Good Hope	1,045	Business Intelligence & Networking	Business Intelligence & Networking
324	35	McNeely, Debbie A.	Fort Good Hope	2,000	Micro-Business	Tools, Equipment and Raw Materials
325	36	McNeely, James Stanley	Fort Good Hope	5,000	Micro-Business	Tools, Equipment and Raw Materials
326	37	MeckCon Services Ltd.	Deline	6,550	Entrepreneur Support	Operational Support
327	38	Norman Wells & District Chamber	Norman Wells	4,521	Business Intelligence & Networking	Business Intelligence & Networking
328	39	Norman Wells Land Corporation	Norman Wells	25,000	Community Economic Development	Community Events
329	40	Norman Wells Renewable Resources Council	Norman Wells	5,000	Community Economic Development	Tools, Equipment and Raw Materials
330	41	Northbound Contractors Ltd.	Colville Lake	14,220	Entrepreneur Support	Operational Support
331	42	North-Wright Airways Ltd.	Norman Wells	12,980	Entrepreneur Support	Market and Product Development
332	43	Oudzi, George Jr.	Colville Lake	3,175	Micro-Business	Tools, Equipment and Raw Materials
333	44	Pierrot, Mary Therese	Fort Good Hope	4,011	Micro-Business	Tools, Equipment and Raw Materials
334	45	Popko, Richard	Norman Wells	5,000	Micro-Business	Tools, Equipment and Raw Materials
335	46	Rampart Rentals Ltd.	Norman Wells	12,535	Entrepreneur Support	Operational Support

Sahtu						
		BUSINESS NAME	COMMUNITY	TOTAL \$ DISBURSED	PROGRAM	CATEGORY
336	47	Royal Canadian Legion	Norman Wells	15,000	Entrepreneur Support	Operational Support
337	48	Sewi, Leon	Tulita	3,567	Micro-Business	Tools, Equipment and Raw Materials
338	49	Spencer, Hannah	Norman Wells	5,000	Micro-Business	Tools, Equipment and Raw Materials
339	50	Takazo, Betty Jr.	Deline	2,500	Micro-Business	Tools, Equipment and Raw Materials
340	51	Taneton, Miles	Deline	2,500	Micro-Business	Tools, Equipment and Raw Materials
341	52	Techi?Q Ltd.	Deline	6,000	Business Intelligence & Networking	Business Intelligence & Networking
342	53	Town of Norman Wells	Norman Wells	30,000	Community Economic Development	Access to Business Information
343	54	Tulita Land Corporation	Tulita	6,000	Business Intelligence & Networking	Business Intelligence & Networking
344	55	Tulita Youth Gathering Society	Tulita	15,200	Community Economic Development	Community Events
345	56	Tutcho, Camilla	Deline	5,000	Micro-Business	Tools, Equipment and Raw Materials
346	57	Tutcho, Sharon	Colville Lake	5,000	Micro-Business	Tools, Equipment and Raw Materials
347	58	Tutcho, Tina Rose	Deline	5,000	Micro-Business	Tools, Equipment and Raw Materials
348	59	Vital, Archie	Deline	5,000	Micro-Business	Tools, Equipment and Raw Materials
349	60	Vital, Mary Ann	Deline	5,000	Micro-Business	Tools, Equipment and Raw Materials

TOTAL SAHTU **\$444,265**
PERCENTAGE OF OVERALL **11%**

South Slave						
		BUSINESS NAME	COMMUNITY	TOTAL \$ DISBURSED	PROGRAM	CATEGORY
350	1	6233 NWT Ltd.	Enterprise	15,000	Sector Support	Capital Expansion Incentive
351	2	Antoine, Sally	Hay River	2,310	Micro-Business	Tools, Equipment and Raw Materials
352	3	Beck, Devon	Fort Resolution	3,516	Micro-Business	Tools, Equipment and Raw Materials
353	4	Bellefeuille, Diane	Hay River	3,696	Micro-Business	Tools, Equipment and Raw Materials
354	5	Bertrand, Eric	Enterprise	12,945	Entrepreneur Support	Operational Support
355	6	Big River Service Centre Limited Partner	Fort Providence	15,000	Entrepreneur Support	Operational Support
356	7	Bonnetrouge, Rose	Fort Providence	1,920	Micro-Business	Tools, Equipment and Raw Materials
357	8	Boreal Farm & Feed Products Corporation	Hay River	15,000	Entrepreneur Support	Start-up Funding
358	9	Bourke, Rosalie	Fort Smith	630	Micro-Business	Tools, Equipment and Raw Materials
359	10	Cabinets North	Hay River	3,951	Entrepreneur Support	Operational Support
360	11	Canoe Arctic Inc.	Fort Smith	10,000	Entrepreneur Support	Market and Product Development
361	12	Causa, Florence	Fort Providence	400	Micro-Business	Tools, Equipment and Raw Materials
362	13	Concept Energy Services Ltd.	Hay River	30,000	Entrepreneur Support	Operational Support
363	14	Darrell's Welding Ltd.	Hay River	4,550	Entrepreneur Support	Start-up Funding
364	15	Deh Gah Dog Mushers Club	Fort Providence	5,000	Community Economic Development	Community Events
365	16	Deh Gah Got'ie First Nation	Fort Providence	11,000	Community Economic Development	Plans and Planning
366	17	Deninu K'ue Holdings Ltd.	Fort Resolution	15,000	Entrepreneur Support	Asset Acquisition
367	18	DeWolf, Christine Marie	Fort Smith	800	Micro-Business	Tools, Equipment and Raw Materials
368	19	Digaa Enterprises Ltd.	Fort Providence	23,812	Entrepreneur Support	Operational Support
369	20	Ehdah Cho Store Ltd.	Hay River Reserve	15,000	Entrepreneur Support	Operational Support
370	21	Elleze, Margaret	Hay River Reserve	1,320	Micro-Business	Tools, Equipment and Raw Materials
371	22	Elleze, Margaret Rose	Hay River Reserve	960	Micro-Business	Tools, Equipment and Raw Materials
372	23	Farcy, Steven	Fort Providence	4,745	Micro-Business	Other Self Employment

South Slave						
		BUSINESS NAME	COMMUNITY	TOTAL \$ DISBURSED	PROGRAM	CATEGORY
373	24	Foote, Garry R	Fort Smith	975	Micro-Business	Other Self Employment
374	25	Fort Providence Snowmobile Club	Fort Providence	5,000	Community Economic Development	Community Events
375	26	Fort Smith Construction NT Ltd.	Fort Smith	17,500	Entrepreneur Support	Market and Product Development
376	27	Fort Smith Ice & Snow	Fort Smith	13,360	Community Economic Development	Community Events
377	28	Fort Smith Ski Club	Fort Smith	4,660	Community Economic Development	Community Events
378	29	Fraser, Lisa Michelle	Fort Smith	756	Micro-Business	Tools, Equipment and Raw Materials
379	30	Gargan, Crystal Elizabeth	Fort Providence	1,360	Micro-Business	Tools, Equipment and Raw Materials
380	31	Gargan, Mary Ann	Fort Providence	1,600	Micro-Business	Tools, Equipment and Raw Materials
381	32	Gargan, Tammy Colleen	Fort Providence	880	Micro-Business	Tools, Equipment and Raw Materials
382	33	Gargan, Tia	Fort Providence	8,880	Micro-Business	Tools, Equipment and Raw Materials
383	34	Gateway Jamboree Committee	Enterprise	7,800	Community Economic Development	Community Events
384	35	Hamlett of Enterprise	Enterprise	7,500	Community Economic Development	Plans and Planning
385	36	Hay River Chamber of Commerce	Hay River	15,286	Community Economic Development	Access to Business Information
386	37	Hay River Metis Government Council	Hay River	30,000	Community Economic Development	Plans and Planning
387	38	Hay River Museum Society	Hay River	12,844	Community Economic Development	Develop Business Infrastructure
388	39	Hay River Super A Foods	Hay River	2,100	Entrepreneur Support	Start-up Funding
389	40	Katlodeeche First Nation	Hay River Reserve	10,000	Community Economic Development	Community Events
390	41	Khimji, Reezwan	Fort Providence	6,000	Entrepreneur Support	Start-up Funding
391	42	King, Melanie	Hay River	5,000	Micro-Business	Other Self Employment
392	43	Kolahok-Kallak, Elizabeth	Hay River	3,710	Micro-Business	Tools, Equipment and Raw Materials
393	44	Labine, Colette	Fort Smith	4,760	Micro-Business	Tools, Equipment and Raw Materials
394	45	Labine, Jon	Fort Smith	4,850	Micro-Business	Other Self Employment
395	46	Labine, Michel Joseph	Fort Smith	8,760	Micro-Business	Tools, Equipment and Raw Materials

South Slave						
		BUSINESS NAME	COMMUNITY	TOTAL \$ DISBURSED	PROGRAM	CATEGORY
396	47	Lafferty, Greg Henry	Fort Resolution	1,356	Micro-Business	Tools, Equipment and Raw Materials
397	48	L'Catta Lunch Bar & Deli	Hay River	6,345	Entrepreneur Support	Start-up Funding
398	49	MacKay, Hazel	Hay River Reserve	2,048	Micro-Business	Tools, Equipment and Raw Materials
399	50	Mandeville, Kyle Marty	Hay River	5,000	Micro-Business	Tools, Equipment and Raw Materials
400	51	Maurice Fisheries	Hay River	1,260	Entrepreneur Support	Operational Support
401	52	McBryan, Michael Patrick	Hay River	19,998	Micro-Business	Film Equipment and Production
402	53	McGonigle, Angela Elizabeth	Hay River Reserve	3,974	Micro-Business	Tools, Equipment and Raw Materials
403	54	McLeod, Scotty Donald	Fort Providence	1,460	Entrepreneur Support	Asset Acquisition
404	55	Melnyk, Natalie	Fort Smith	2,100	Entrepreneur Support	Start-up Funding
405	56	Minoza, Dorothy	Fort Providence	4,000	Micro-Business	Tools, Equipment and Raw Materials
406	57	Minoza-Lefoin, Augustine	Fort Providence	4,760	Micro-Business	Tools, Equipment and Raw Materials
407	58	Morrison, Hertha	Fort Smith	1,036	Micro-Business	Tools, Equipment and Raw Materials
408	59	N.U. Mechanical	Fort Smith	1,400	Entrepreneur Support	Market and Product Development
409	60	Naegha Zhia Inc.	Hay River Reserve	10,270	Community Economic Development	Access to Business Information
410	61	Northern Life Museum	Fort Smith	21,090	Community Economic Development	Community Events
411	62	NWT Fishermen's Federation	Hay River	18,700	Sector Support	Sector Research Support
412	63	NWT Kayak Association	Fort Smith	12,420	Community Economic Development	Community Events
413	64	Parent, Phoebe R.	Fort Providence	3,650	Micro-Business	Tools, Equipment and Raw Materials
414	65	Patterson, Maureen	Hay River	2,352	Entrepreneur Support	Start-up Funding
415	66	Penny, Brenda	Hay River	8,400	Entrepreneur Support	Market and Product Development
416	67	RC Renovations	Hay River	4,410	Entrepreneur Support	Operational Support
417	68	Robson, Chris A.	Hay River	2,513	Business Intelligence & Networking	Business Intelligence & Networking
418	69	Sabourin, Angie	Hay River Reserve	2,600	Micro-Business	Tools, Equipment and Raw Materials

South Slave						
		BUSINESS NAME	COMMUNITY	TOTAL \$ DISBURSED	PROGRAM	CATEGORY
419	70	Sabourin, Evelyn	Fort Providence	1,600	Micro-Business	Tools, Equipment and Raw Materials
420	71	Sachs, Danielle	Hay River	5,000	Micro-Business	Tools, Equipment and Raw Materials
421	72	Salt River First Nation #195	Fort Smith	13,750	Community Economic Development	Community Events
422	73	Salt River First Nation Development	Fort Smith	9,000	Entrepreneur Support	Market and Product Development
423	74	Simba, Nora	Kakisa Lake	1,600	Micro-Business	Tools, Equipment and Raw Materials
424	75	SK Contracting Ltd.	Fort Smith	2,100	Entrepreneur Support	Start-up Funding
425	76	Soaring Eagle Friendship Centre	Hay River	5,000	Community Economic Development	Community Events
426	77	Squirrel, Emily	Fort Providence	1,440	Micro-Business	Tools, Equipment and Raw Materials
427	78	Squirrel, Jason Fabien	Fort Providence	1,000	Micro-Business	Tools, Equipment and Raw Materials
428	79	Squirrel, Marlene	Fort Providence	1,040	Micro-Business	Tools, Equipment and Raw Materials
429	80	Squirrel, Rose Mary	Fort Providence	1,261	Micro-Business	Tools, Equipment and Raw Materials
430	81	Sunrise Cabinets & Millwork Ltd.	Fort Resolution	15,000	Entrepreneur Support	Market and Product Development
431	82	Thebacha & Wood Buffalo Astronomical	Fort Smith	9,268	Community Economic Development	Community Events
432	83	Thebacha Business Development Services	Fort Smith	25,000	Community Economic Development	Access to Business Information
433	84	Thebacha Chamber of Commerce	Fort Smith	4,403	Community Economic Development	Community Events
434	85	Timberworks Inc.	Fort Resolution	2,027	Entrepreneur Support	Start-up Funding
435	86	Town of Fort Smith	Fort Smith	20,150	Community Economic Development	Plans and Planning
436	87	Town of Hay River	Hay River	25,000	Community Economic Development	Develop Business Infrastructure
437	88	Ulrich, Carla	Fort Smith	10,000	Micro-Business	Film Equipment and Production
438	89	Undah Gogha Corporation	Fort Providence	18,000	Entrepreneur Support	Start-up Funding
439	90	Villeneuve, Lorraine Gloria	Fort Smith	3,312	Micro-Business	Other Self Employment
440	91	Yardley, Hiedi Tamara Dorothy	Hay River	3,471	Entrepreneur Support	Start-up Funding
441	92	Young, Breen M J	Fort Smith	2,196	Micro-Business	Other Self Employment

TOTAL SOUTH SLAVE **\$691,896**
PERCENTAGE OF OVERALL **18%**


APPENDIX B


Contribution Payments Funded Through Agreements with Others



Appendix B: Contribution Payments funded through Agreements with others (funding through 3rd parties)

Client	Program	Amount
Doi T'oh Territorial Park Corporation	Canol Trail - Wire Clean-up	\$1,245,000
Norman Wells Land Corporation	Sahtu Implementation	\$25,000
Fort Norman Metis Land Corporation	Sahtu Implementation	\$8,800





www.iti.gov.nt.ca