

## APPENDIX A

# Supplementary information and summary data tables



If you would like this information in another official language, call us.

English

Si vous voulez ces informations dans une autre langue officielle, contactez-nous.

French

Kīspin ki nitawihitīn ē nīhīyawihk ōma ācimōwin, tipwāsinān.

Cree

Tłıchq yati k'ě'ě . Dı wegodi newq dè, gots'o gonede.

Tłıchq

ʔerihł'ís Dēne Sųłíné yati t'a huts'elkēr xa beyáyati theʔą ʔat'e, nuwe ts'ēn yółti.

Chipewyan

Edı gondı dehgáh got'ıe zhatıé k'ě'ě edatı'éh enahddhę nıde naxets'ě edahłı.

South Slavey

K'áhshó got'ı ne xadə k'é hederı ʔedıhtı'é yerıniwę ní dé dúle.

North Slavey

Jii gwandak izhii ginjik vat'atr'ijāhch'uu zhit yinothtan ji', diits'at ginohkhii.

Gwich'in

Uvanittuaq ilitchurisukupku Inuvialuktun, ququaqluta.

Inuvialuktun

Ĉᵇᵈᵈ ᵐᵐᵇᵇᵈᶜ ᵐᶜᵐᵐᵈᶜ ᵈᵐᵇᵐᵈᶜᶜᵇᵐᵐᵈᵐᵇ, ᵈᶜᶜᵐᵐᵈᶜ ᵈᶜᵇᶜᶜᵐᵐᵈᶜᵐᵐᵈᶜ.

Inuktitut

Hapkua titiqqat pijumagupkit Inuinnaqtun, uvaptinnut hivajarlutit.

Inuinnaqtun

Indigenous Languages Secretariat: 867-767-9346 ext. 71037

Francophone Affairs Secretariat: 867-767-9343

# Contents

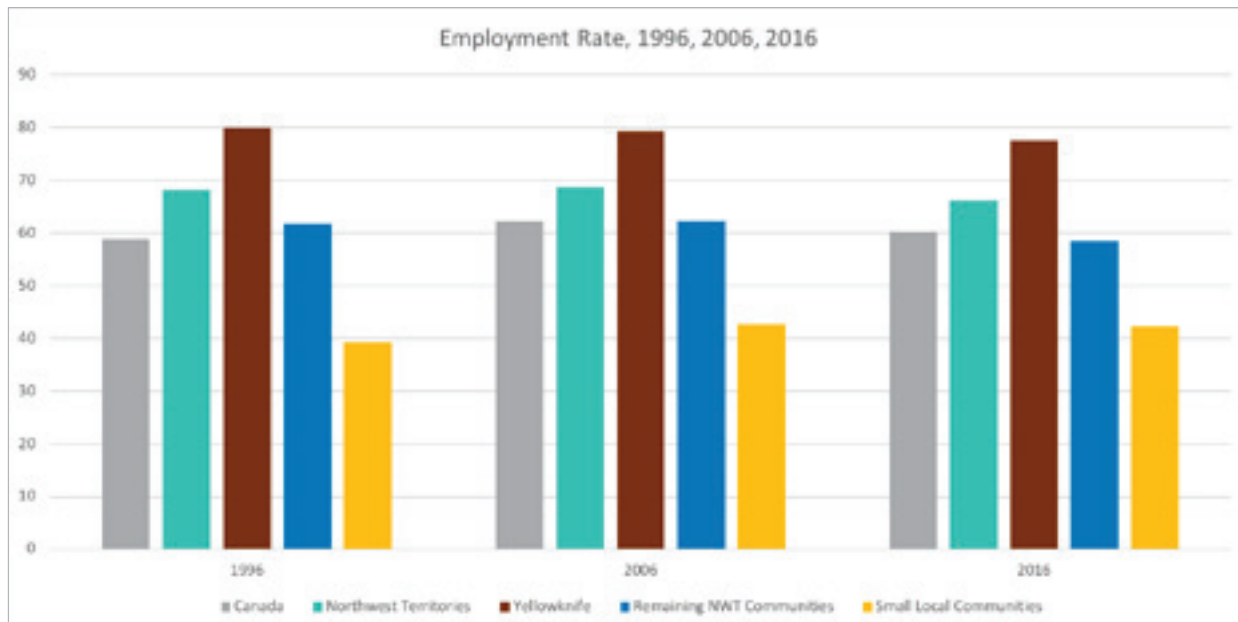
<b>EDUCATION, CULTURE AND EMPLOYMENT .....</b>	<b>1</b>
Employment and Participation Rates.....	1
Unemployment Rate.....	2
Participation Rate .....	3
Income Assistance Program .....	4
<b>EMPLOYMENT AND TRAINING OPPORTUNITIES .....</b>	<b>5</b>
Small Community Employment Support Program (SCESP) .....	5
Labour Market .....	5
Labour Market Agreements .....	5
Skills 4 Success (S4S) .....	5
Labour Market Information .....	5
High School Outcomes .....	6
High School Completions .....	6
Training Programs .....	6
Other GNWT Training Responsibilities .....	8
Apprenticeships .....	9
Apprenticeship on the Job Training/Trades and Occupations Wage Subsidy Program (TOWSP) .....	9
Training on the Job (TOJ) .....	9
Pre-Employment Training (SFA, Building Essential Skills) .....	9
Student Financial Assistance (SFA) .....	9
Labour Market Agreements (LMA) .....	9
Community Literacy Development Fund (CLDF) .....	10
Mine Training Society (MTS) .....	10
Skills Canada NWT .....	11
Language Revitalization .....	12
<b>HEALTH AND WELLNESS .....</b>	<b>13</b>
Potential Years of Life Lost .....	13
Suicides .....	14
Injuries.....	15
Sexually Transmitted Infections .....	16
Tuberculosis .....	17
Single Parent Families.....	18
Teen Birth.....	19
Children Receiving Services.....	20
Admission of Women and Children in Shelters and Total Shelter Bed Days.....	21
Police-Reported Spousal Assault .....	22
Total Bed Days in NWT Shelters .....	23
Community Well-Being Index.....	24
<b>HOUSING .....</b>	<b>25</b>
The Northwest Territories Housing Corporation and Mine Employment.....	25
<b>JUSTICE .....</b>	<b>27</b>
The Safety Needs of Communities and Northerners .....	27
Understanding the Crime Rate in the NWT .....	27
Innovative Approaches to Prevent and Reduce Crime .....	33

# Education, Culture and Employment

## Employment and Participation Rates

The employment rate in the SLCs has remained relatively stable since the diamond mine start-ups and in the Remaining NWT Communities the rate has been relatively stable as well.

In Yellowknife, the employment rate was decreasing prior to the mine start-ups, remained relatively stable from 1996 - 2011, and has been in slight decline since 2011.



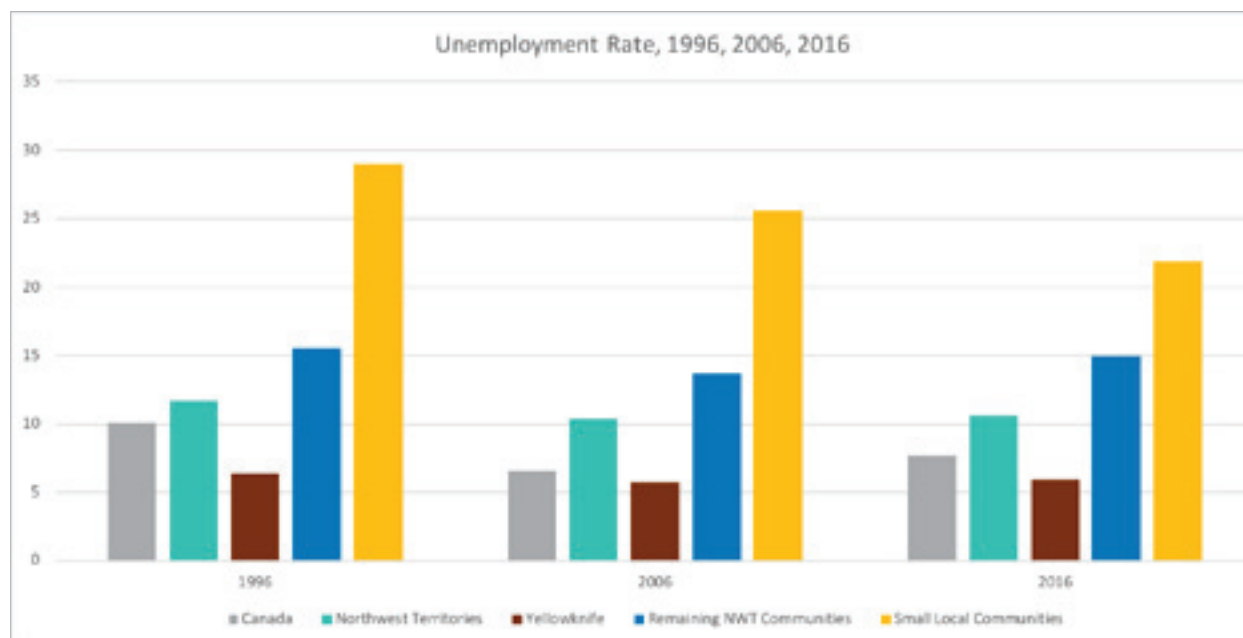
Employment rates for the most recent three years of survey data available

2011	2014	2016	
79.8	75.7	77.6	Yellowknife
41.0	41.7	42.4	Small Local Communities
57.7	59.7	58.5	Remaining NWT Communities
66.8	65.6	66.2	Northwest Territories

## Unemployment Rate

The overall unemployment rate has been decreasing in all communities outside of Yellowknife since 1989. While there has been some variability over the years, the unemployment rate is lower than before mine start-ups.

In the SLC, although there are yearly fluctuations, overall the unemployment rate has decreased significantly since mine start-ups. This trend is consistent with the remaining NWT Communities. In Yellowknife, with the exception of a peak in 1999, the unemployment rate has remained relatively unchanged over the same period.



Unemployment rates for the most recent three years of survey data available

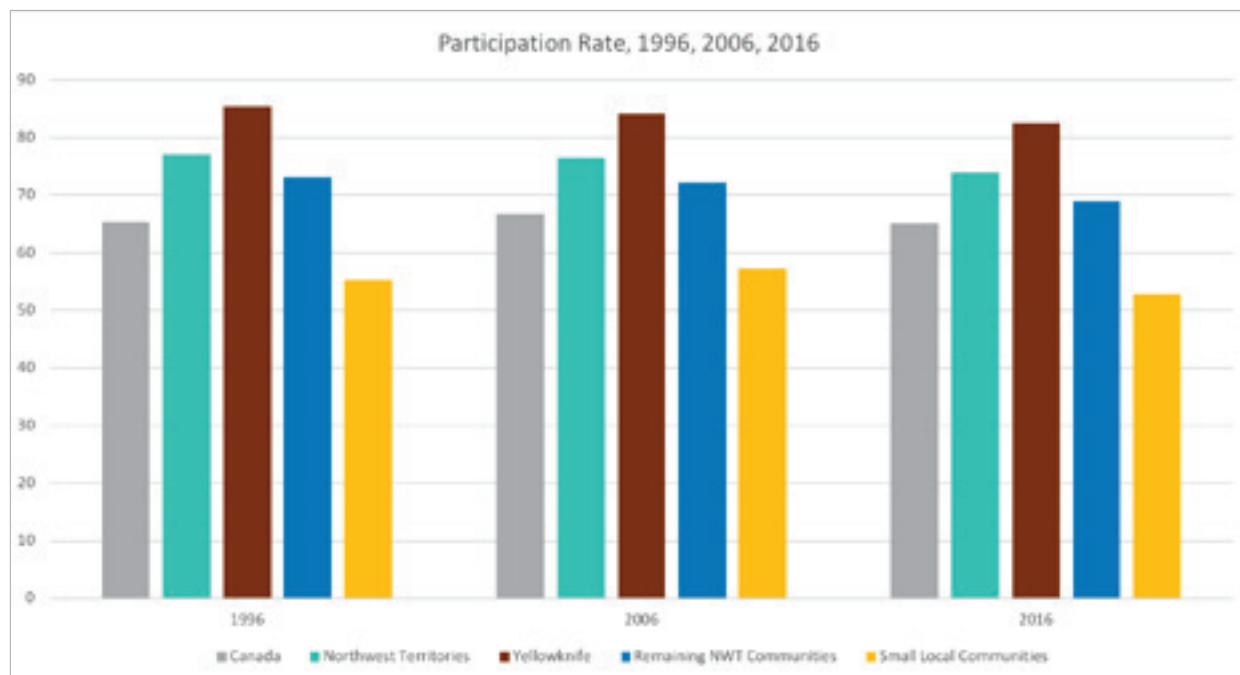
2011	2014	2016	
6.0	4.7	5.9	Yellowknife
31.0	31.8	21.9	Small Local Communities
15.4	14.1	15.0	Remaining NWT Communities
11.4	10.6	10.6	Northwest Territories

## Participation Rate

In the SLC the participation rate has increased from below 50% to above 60%, which means that more people are working or looking for work. The most recent data does show a decrease in the SLC participation rate.

Participation rate increased sharply when the mines started production; however, there has been minimal variability since mine start-ups.

In both Yellowknife and the Remaining NWT Communities the participation rate has been relatively stable since mine start-ups.



Participation rates for the most recent three years of survey data available

2011	2014	2016	
84.9	79.4	82.5	Yellowknife
59.7	61.1	52.8	Small Local Communities
68.1	69.5	69.0	Remaining NWT Communities
75.4	73.4	74.1	Northwest Territories

## Income Assistance Program

The Income Assistance Program (IAP) provides financial assistance to NWT residents to help them meet their basic needs. The program encourages greater self-reliance and improving one's quality of life.

The program provides a defined amount for food, shelter, and utilities. There are also funds available for those with enhanced needs. This includes expenses like incidentals, clothing, allowances for seniors and persons with disabilities, child care, furniture, and education. Funding is dependent on household income, family size, and community of residence.

There was a significant decline in IAP participation for SLCs in the years following diamond mine startups. In Yellowknife IAP participation has remained stable.

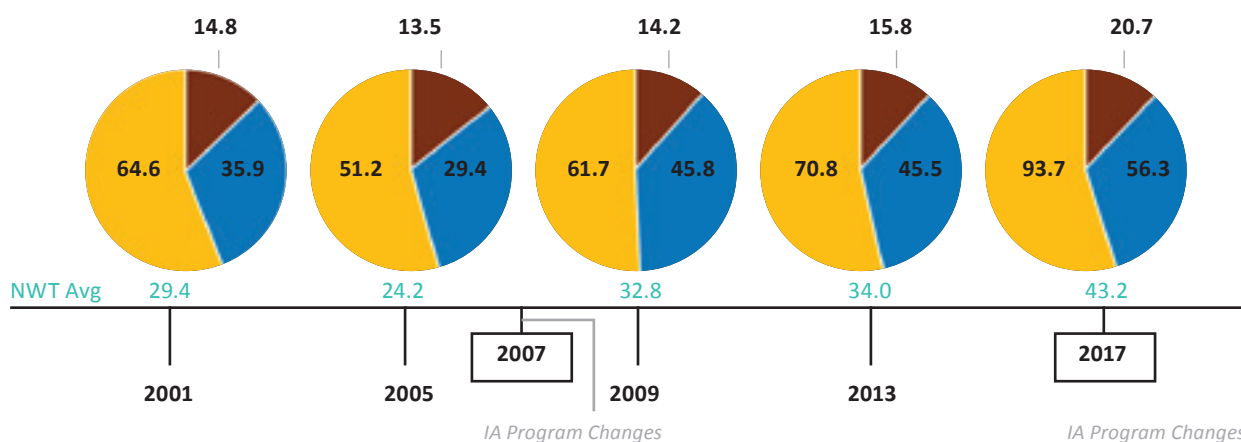
In 2016 the Federal Government introduced a new Canada Child Benefit. As a result the GNWT restructured IA benefits which affected IAP eligibility and participation rates. Due to these changes participation rates after 2017 are not comparable to participation rates prior to 2017.

### INCOME ASSISTANCE

Average Monthly Cases per 1000

2015	2016	2017	
16.2	17.8	20.7	Yellowknife
50.0	51.3	56.3	Remaining NWT Communities
82.0	88.8	93.7	Small Local Communities
37.2	39.3	43.2	Northwest Territories

Figure 1. Average monthly IA cases per 1000 persons in the last 3 years of survey data available.



# Employment and Training Opportunities

## Small Community Employment Support Program (SCESP)

The SCESP focuses on job creation by building a local workforce that expands community residents' skills and retains people to contribute to the growth of the economy. The SCES program has been redesigned to better meet the needs of small communities. Regional ECE Service Centres have engaged with the 32 NWT communities to provide information, tools and support on accessing SCES program funding.

In 2017-2018, approximately \$3.9 million was expended, which resulted in employment for more than 497 individuals.

## Labour Market

Over 11,000 students will exit the NWT JK-12 system in the next 12 years which represents one-third of the NWT's future workforce. Supporting them to link to employment opportunities will help close the skills gaps and meet the NWT labour market needs today and in the future.

## Labour Market Agreements

ECE delivers a suite of labour market programs, which can be accessed by individuals, employers and organizations in communities to support labour market development, employment and training.

Each year, through Canada-NWT Labour Market Agreements, the GNWT receives funding from the federal government for short-term employment and training programs, which are essential to ensuring that the GNWT is able to meet the needs of the Northwest Territories' labour market and close skills gap.

The Labour Market Development Agreement (LMDA) and the Workforce Development Agreement provides funding for individuals to receive training opportunities.

ECE is responsible for the administration of the LMDA bilateral agreement in the NWT.

ECE can also assist communities to develop Community Labour Market Development Plans; this supports identifying gaps and helping to the community prioritize.

## Skills 4 Success (S4S)

A strong labour market is critical to the NWT's economic future. Preparing residents for in-demand jobs is a primary focus. The S4S 4-Year Action Plan includes strategies and actions that together support the NWT labour market.

The S4S initiative is making system wide improvements to adult and post-secondary education and skills training programs to close education and employment gaps. The initiative focuses on improving employment success for NWT residents, closing skill gaps for in-demand jobs, and responding to employer, industry and community needs.

## Labour Market Information

ECE is using labour market information to support evidence-based and informed decisions to achieve system wide improvements for better employment outcomes.

Over 11,000 students will exit the NWT JK-12 system in the next 12 years which represents one-third of the NWT's future workforce. Supporting them to link to employment opportunities will help close the skills gaps and meet the NWT labour market needs today and in the future.

*The Skills 4 Success 4-Year Action Plan 2016-2020 supports the Skills 4 Success 10-Year Strategic Framework and used a combination of program research, extensive stakeholder engagements, and information identified in the Northwest Territories Labour Market Forecast and Needs Assessment.*

NWT labour market data forecasts between 28,500 and 36,700 job openings in the NWT over the next 15 years with approximately 78% of those jobs requiring post-secondary education. Placing priority on skill development and closing education and employment gaps will prepare northerners to be first in line for those job opportunities and meet the NWT's labour demand.

## High School Outcomes

- The GNWT is working on a suite of Educational Renewal initiatives to improve student outcomes throughout the NWT. One area of focus is through strengthening teaching and learning

### Supporting Northern Professionals

All schools and communities benefit from these initiatives.

### New to the NWT Educators' Conference

To support all newly hired NWT educators, the Department of Education, Culture and Employment has established a new induction initiative called "New to the NWT" Educators' Conference or N2NEC.

The annual three day conference is offered in late August each year and each newly hired educator is invited to take part. Teachers learn about the NWT, NWT curriculum, inclusive schooling and the support and resources available to them as professionals which provides benefits to the both teachers and the students that they will teach.

### Strengthening Teacher Instructional Practices (STIP)

This initiative re-directs up to 100 hours of instructional time towards teachers' individual duties and collaborative professional learning. The focus of the redirected hours is on improving instructional quality, which ultimately contributes to better student outcomes and benefits NWT students.

## High School Completions

There has been a consistent effort on the part of the GNWT and its partners, including the mining industry and the Mine Training Society, to help people understand and link education to employment and economic opportunities. Companies have offered northern students incentives to stay in school and pursue their education through scholarships, training programs, and summer employment. Partnerships between government, industry and training providers continue to help raise education levels in the NWT.

"Overall the NWT population with high school or greater has increased since 1989. It is unlikely that this change is due completely to the operating diamond mines as there have also been significant changes to the delivery of education programs throughout the NWT.

In the Small Local Communities (SLCs), Yellowknife, and the Other Remaining NWT Communities, the percentage of people with high school or greater increased sharply between 1989 and 1994. This coincided with grade extensions offered in the smaller communities starting in the late 1990s which led to an increase in the number of people completing Grade 9 and moving on to high school."

## Training Programs

Education Culture and Employment supports the delivery of training, career development and employment development programs in the Northwest Territories and provides services related to career development including:

- coordination of funding, program planning, and support for career and employment development counselling and programs that are delivered through ECE Service Centres in the five regions;
- providing information on labour force development research, planning, and reviews;
- providing information on career options for jobseekers and career development officers;
- reporting on employment and career development program outcomes.

Listed are programs through which the GNWT carries out its training and career development commitments. This report is based on active programs and contracts from January 1, 2018 to December 31, 2018.

Training programs are classified as follows:

**Job-Specific:** This includes training, education, and support programs directed at a specialized field of study and on-the-job or off the-job training for a specific occupation. Apprenticeship Training-on-the-Job (ATOJ) is an example.

**Pre-Employment:** This includes training supports and programs designed to occur before a person's involvement in the workforce or in specialized training. Examples include Student Financial Assistance (SFA) or Employment Assistance Services (EAS).

**Literacy:** This includes programs aimed at improving youth and adult education levels and access to specific education and training programs. An example of this program is the Community Literacy Development Fund (CLDF).

**Apprenticeship on the Job Training (ATOJ)/Trades and Occupations Wage Subsidy Program (TOWSP)** The Apprenticeship on the Job Training program has been redesigned and renamed to The Trades and Occupations Wage Subsidy Program which provides support, to an employer, to hire and train skilled trades apprentices and occupation trainees who are registered and resident of the NWT.

This program is intended to provide work experience and training that will enable apprentices to progress through an apprenticeship and earn a Certificate of Qualification with a Red Seal endorsement in a designated trade or a Certificate of Competence in a designated occupation.

**Community Literacy Development Fund (CLDF)** The CLDF provides financial assistance to community organizations to develop and deliver local programs that will increase literacy skills and raise awareness about the importance of literacy. Funding may be given to projects such as: tutoring, community learning groups, job search skills, public awareness, health, development of learning materials and basic technology literacy. Intergenerational family literacy programs, which include adult and community literacy awareness programs, will also be funded. The CLDF supports literacy development in all 11 NWT official languages, with an emphasis on Aboriginal languages as identified in the NWT Literacy Strategy.

**Student Financial Assistance (SFA)** ECE offers full-time and part-time financial assistance to NWT residents attending accredited, post-secondary institutions and programs through the Student Financial Assistance Program. The purpose of the SFA Program is to help supplement the cost of obtaining a post-secondary education, not to cover all expenses

**Labour Market Agreements (LMA)** Each year, through Canada-NWT Labour Market Agreements (LMAs), the GNWT receives funding from the federal government for short-term employment and training programs, which are essential to ensuring that the GNWT is able to meet the needs of the Northwest Territories' labour market and close the skills gap.

**Building Essential Skills** The Building Essential Skills program is a short-term support program that assists eligible individuals to get the training or education needed to obtain employment.

**Self-Employment Option (SEO)** The SEO program helps people without jobs who choose to start their own business by helping them develop business and financial plans and supporting the implementation of their plans.

*Training on the Job (TOJ)* The TOJ program aims to help NWT residents gain work skills needed for meaningful and steady jobs. Wage supports are given to companies to lower the costs of training.

*Small Community Employment Support Program (SCES)* The SCES program provides employers with a wage subsidy for individuals, 15 years of age and older, living in small and remote communities. The SCES program was redesigned in 2018 to better meet the needs of small communities.

## Other GNWT Training Responsibilities

The GNWT is committed to collaborating with industry to encourage careers in a broad range of occupations, including technology, science and engineering.

The GNWT provided career counseling services through ECE Service Centres including mining jobs information.

*ECE Service Centres* ECE Service Centres offer career counselling, career workshops, tutoring, career resource libraries, and the organization of career fairs and conferences. This is in addition to the delivery of regular ECE programs. Support is also given to NWT schools to increase student and staff understanding of programs and services, while Career Development Officers give ongoing support to NWT community residents. Employment Assistance Services (EAS) provides financial assistance for community partners to deliver career development services within the community. EAS activities help people make informed career choices to prepare for, find and keep work.

## Apprenticeships

The SEAs set goals for employing Northern and Northern Indigenous people for each mine. Data collected for the SEAs shows that on average the mines are not achieving this commitment. A partial explanation is that there are not enough Northern and Northern Indigenous people with the skills required by the mines.

To provide recognition of skilled trades the GNWT offers the Northwest Territories Apprenticeship, Trades and Occupation Certification (ATOC) Program. This program supports training and certification in skilled trades and occupations.

The Apprenticeship, Trades and Occupation Certification (ATOC) Program is an industry-driven partnership that ensures a highly skilled workforce in 53 designated trades and 25 occupations.

## Apprenticeship on the Job Training/Trades and Occupations Wage Subsidy Program (TOWSP)

The Apprenticeship on the Job Training program has been redesigned and renamed to The Trades and Occupations Wage Subsidy Program which provides support, to an employer, to hire and train skilled trades apprentices and occupation trainees who are registered and resident of the NWT.

This program is intended to provide work experience and training that will enable apprentices to progress through an apprenticeship and earn a Certificate of Qualification with a Red Seal endorsement in a designated trade or a Certificate of Competence in a designated occupation.

## Training on the Job (TOJ)

The TOJ program aims to help NWT residents gain work skills needed for meaningful and steady jobs. Wage supports are given to companies to lower the costs of training.

## Pre-Employment Training (SFA, Building Essential Skills)

Pre-employment training is mutually beneficial to potential employees and industries including but not limited to mining. It is key to building a skilled workforce and fulfilling career opportunities. The GNWT is committed to programs that provide people entering the workforce the gateway to learn skills that can lead to rewarding, longstanding employment. This also provides NWT industries a local workforce, industry-standard labour.

## Student Financial Assistance (SFA)

ECE offers full-time and part-time financial assistance to NWT residents attending accredited, post-secondary institutions and programs through the Student Financial Assistance Program. The purpose of the SFA Program is to help supplement the cost of obtaining a post-secondary education, not to cover all expenses

## Labour Market Agreements (LMA)

Each year, through Canada-NWT Labour Market Agreements (LMAs), the GNWT receives funding from the federal government for short-term employment and training programs, which are essential to ensuring that the GNWT is able to meet the needs of the Northwest Territories' labour market and close the skills gap.

## Community Literacy Development Fund (CLDF)

The CLDF provides financial assistance to community organizations to develop and deliver local programs that will increase literacy skills and raise awareness about the importance of literacy. Funding may be given to projects such as: tutoring, community learning groups, job search skills, public awareness, health, development of learning materials and basic technology literacy. Intergenerational family literacy programs, which include adult and community literacy awareness programs, will also be funded. The CLDF supports literacy development in all 11 NWT official languages, with an emphasis on Aboriginal languages as identified in the NWT Literacy Strategy.

## Mine Training Society (MTS)

The MTS is focused on developing a strong labour supply for the mining industry. The MTS includes members from mining companies, Aboriginal authorities and government. Specific job openings are identified before setting up training programs, which provides successful participants with a greater chance of gaining employment. Members of the society also develop learning materials and support systems. The GNWT provides annual funding and in kind support.

Through Aurora College, the GNWT contributed to the following programs/projects offered by the MTS in 2018:

Program	Location	Participants
Surface Miner	Thebacha (two intakes)	20
Mineral Processing	Thebacha	10
Geoscience Field Assistant	Yellowknife	10
Introduction to Mining	Hay River	10
Industrial Safety Training	Wekweètì, Łutselk'e, Fort Providence, Fort Resolution, Nahanni Butte	50
Introduction to Prospecting	Yellowknife	40
Driller Helper	Yellowknife	5

### Skills Canada NWT

Skills Canada NWT is a group that works with youth, employers, teachers, labour groups and government to promote careers in skilled trades and technology for northern youth. Funding support is provided by companies and the federal and territorial governments. Through skills clubs students get lessons from trades and technology experts who donate their time to share their skills. Programs and events promote trades and technologies. Skills clubs include weekly two-hour lessons during an 8 to 24 week period.

The GNWT provides \$155,000 to support Skills Canada NWT for salaries and activities including Territorial Skills Competition & Career Expo, Regional Skills Competitions & Career Expos, Power Up! Youth Conferences, Skills Clubs and associated travel, marketing, participant travel, and related costs.

Community	Skills Clubs Registered	Territorial Skills Competition participants	Power Up Youth Conference participants	Regional Skills Competition participants
Fort Resolution		1		0
Łutselk'e				3
Fort Providence			4 Boys 2 Girls	
Ndilo			3 Boys 3 Girls	
Wekweètì	1 (Baking)			1
Gamètì	1 (Construction)			

## Language Revitalization

The NWT is home to nine official Indigenous languages: Chipewyan (Dēne Sųtıné Yatıé), Cree (Nēhiyawēwin), Gwich'in (Dinjii Zhuh Ginjik), Inuinnaqtun, Inuktitut, Inuvialuktun, North Slavey (Sahtúqt'ı ne Yatı'), South Slavey (Dene Zhatıé) and Tłıchų (Tłıchų Yatı).

There has been a stronger and more consistent use of Indigenous languages in the SLCs, but that overall there has been a decline of Indigenous language use across the NWT.

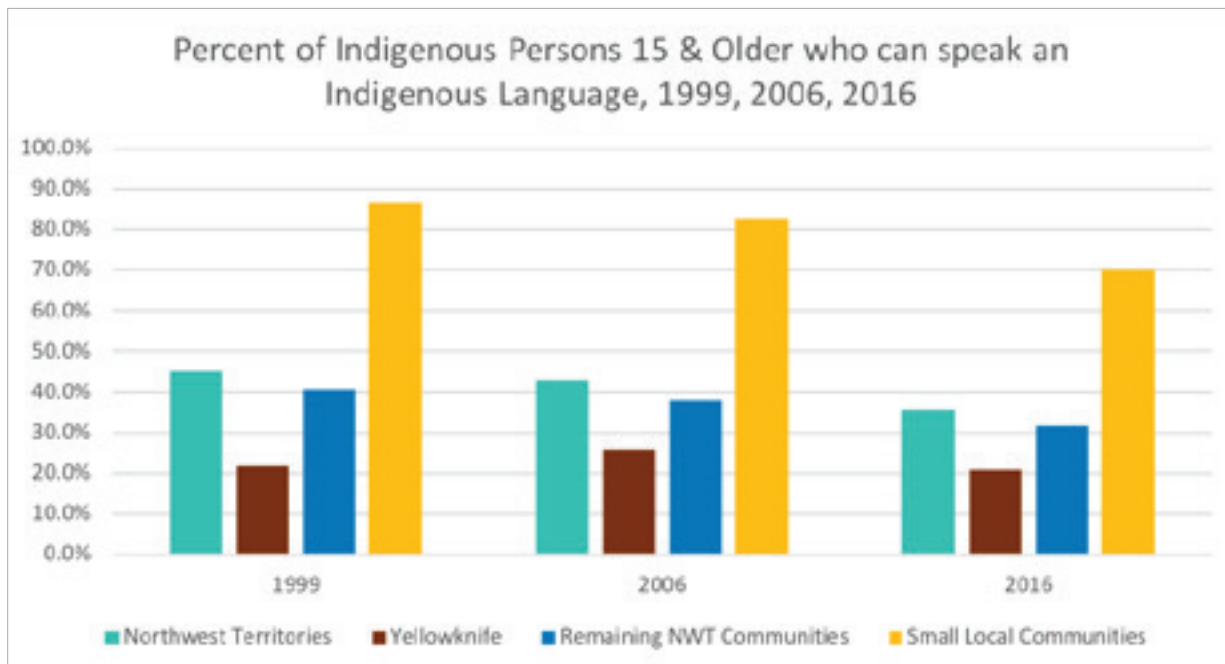
There is a slight increase in the use of Indigenous languages in Yellowknife but a decline in all other communities. However, it remains strong in the SLCs in comparison to the rest of the NWT and efforts to revitalize Indigenous languages are continuing.

The use of Indigenous languages has been in decline since before the diamond mine start-ups. This is influenced by many factors. There is no clear evidence of the impact the mines have had on the use of Indigenous languages.

In 2018 the GNWT released the *NWT Indigenous Languages Action Plan: A Shared Responsibility*. The Action Plan identifies 17 actions to support two goals of Language Revitalization and Language Access. These goals focus on maintaining the strength of Indigenous languages as a means of communication and connection to culture, and ensuring NWT residents are able to use and benefit from high-quality public services in all official Indigenous languages.

GNWT currently offers financial support for the following programs for residents interested in Indigenous language revitalization initiatives:

- The Community Broadcasting Support Program;
- The Territorial Strategic Indigenous Language Initiatives Program; and
- The Revitalizing Indigenous Languages in Communities Program.



Percent of Indigenous Persons 15 & Older who can speak an Indigenous Language

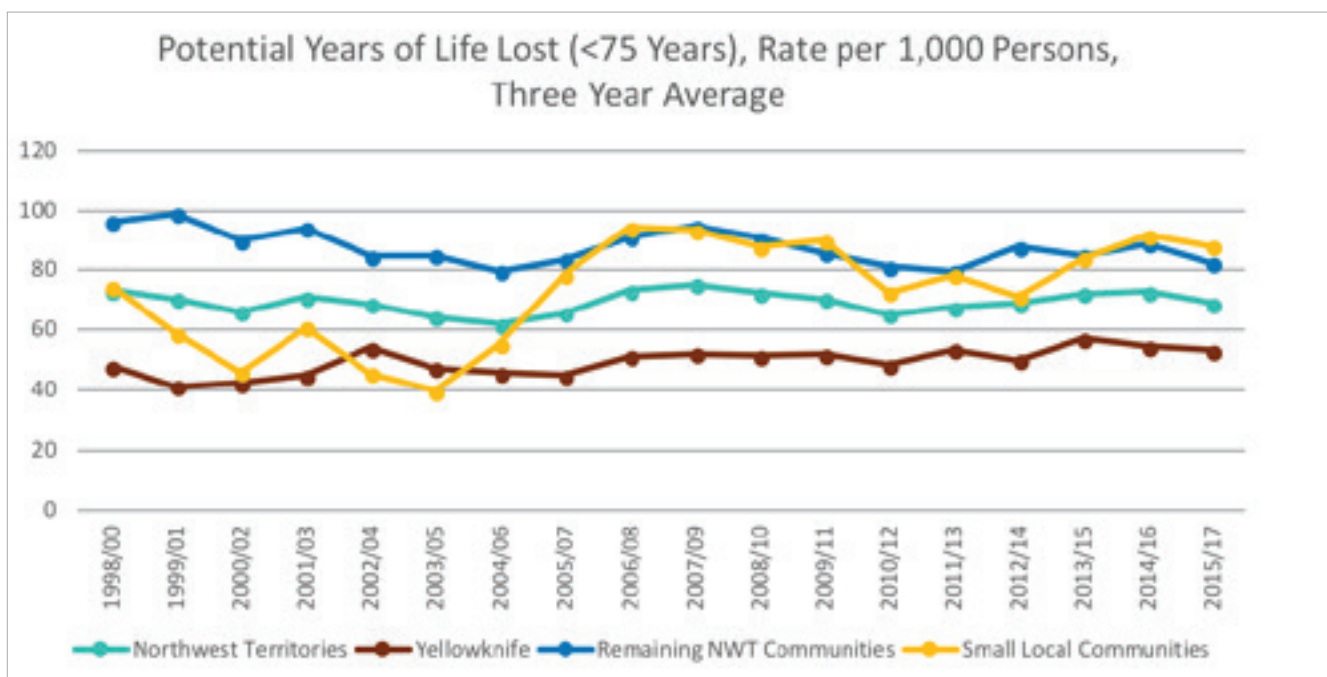
1999	2006	2016	
21.9	26.0	20.9	Yellowknife
86.6	82.9	70.2	Small Local Communities
40.6	37.9	31.7	Remaining NWT Communities
45.1	43.0	35.7	Northwest Territories

# Health and Wellness

## Potential Years of Life Lost

The Potential Years of Life Lost (PYLL) is the total number of all years of life not lived by those individuals that have died before reaching the average age of life expectancy (the age of 75). This number is used to indicate early deaths, which can broadly express the health, well-being, and lifestyle choices that people are making. Trends in the rate of PYLL may broadly speak to the health status of a particular group. The figure below shows the rate of PYLL since 1996. There can be large changes in the PYLL rates from one year to the next. One reason for this is the small population in the territory. To highlight any potential trends, the PYLL is shown as a three year average.

The PYLL rate in the NWT has remained relatively unchanged since monitoring began in 1996. This year, Fort Resolution has been included in the SLC numbers, which has slightly changed the proximity between the rate of PYLL in the Remaining NWT Communities and the SLCs during the mid-2000s onwards. The graph below shows that the PYLL rate in the Small Local Communities has increased and decreased while the PYLL rate in the NWT, Yellowknife, and the remaining NWT communities has remained relatively consistent. These changes are because of the smaller population rate in the community, meaning that one or more early death in these communities has a greater impact on the PYLL rate in the SLC than it does in a larger population, such as the NWT as a whole. These changes do not appear to be directly linked to mining activity.



### Notes:

1. Rates before 1996 are not calculated since annual population is not available.

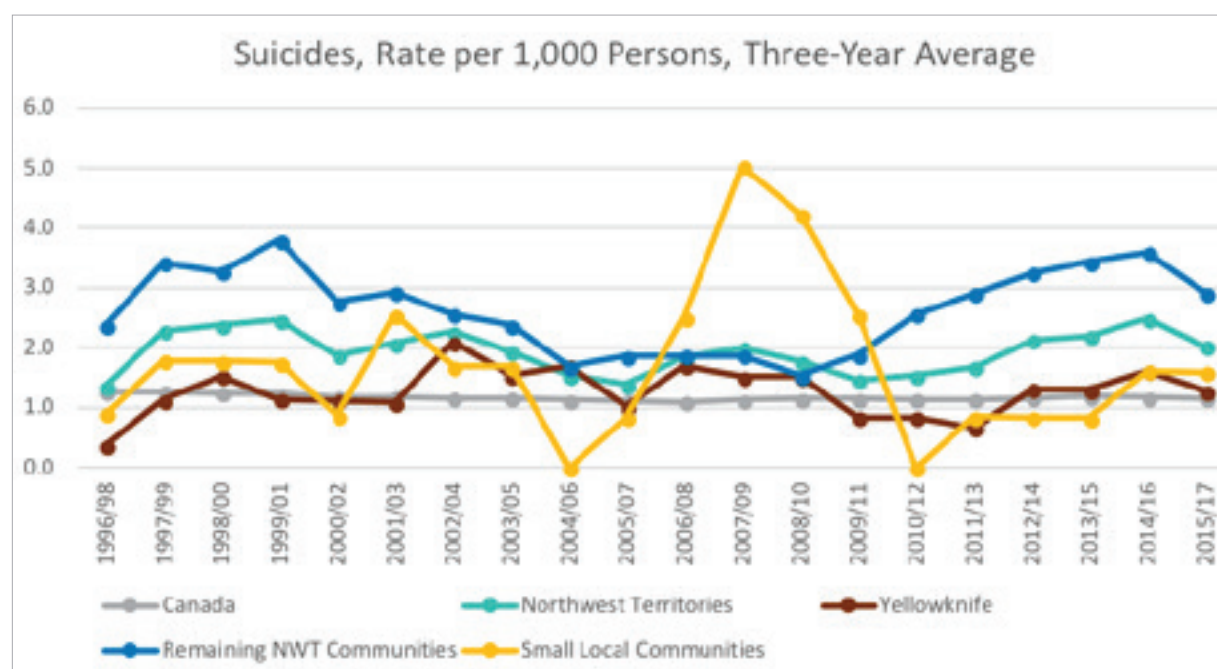
2. Rates are based upon 2017 population estimates.

\*For Rates in 1996/98 and 1997/99, Fort Resolution is included in Remaining NWT Communities.

## Suicides

Suicide is a major cause of early death in the territory. Individuals can be overwhelmed by problems in their lives and may feel that suicide is the only way to end their pain. While the decision to commit suicide is made by an individual, the impacts of suicide are felt deeply within families and communities. There is no single cause for suicide; it can result from the interaction of many factors. Suicide has been linked to social issues in communities, as well as individual and community mental health and wellness, including: depression, addictions, and marital breakdown.

The suicide rate below is shown as a three-year average to better identify changes and trends that are more difficult to see when comparing annual number of suicides. The Suicide Rate should be viewed with caution; due to the drastic change that one more or less suicide can have on a rate in any given year, it is difficult to identify long-term trends. Since mining activity began, the suicide rate in the SLCs has fluctuated. Following the increase in the mid-2000s it has once again decreased and is more consistent with the suicide rate in Yellowknife and Canada. The rate in the territory has remained relatively consistent indicating that there is no direct correlation between mining activity and the suicide rate in the territory.



### Notes:

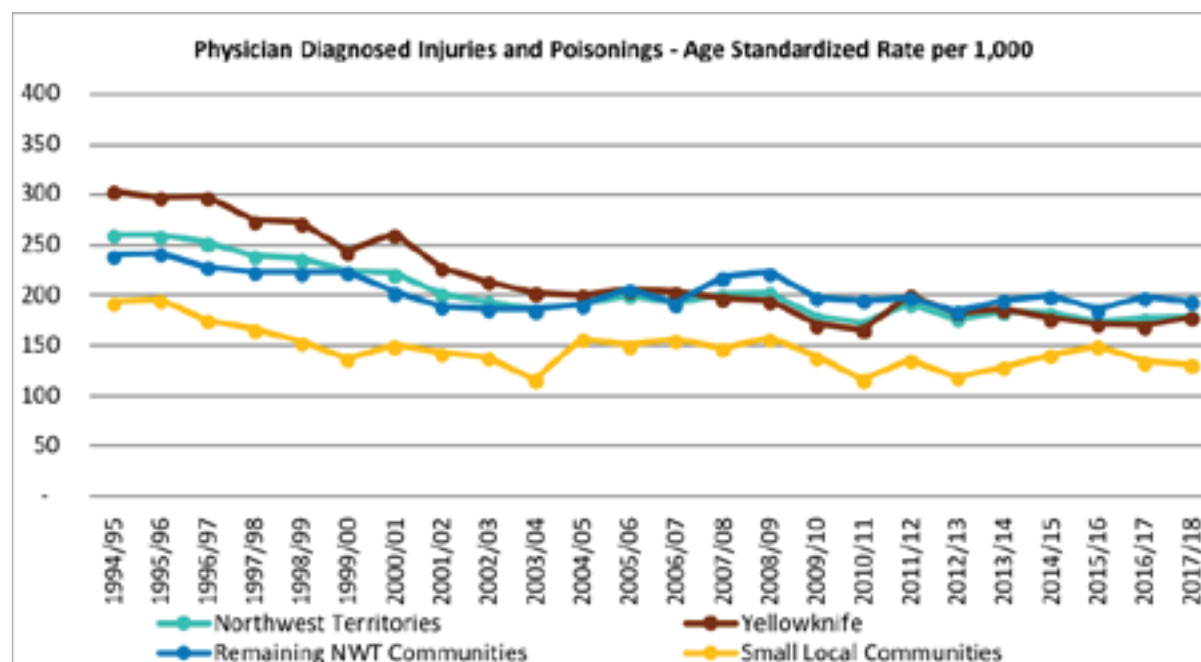
- Rates before 1996 are not calculated since annual population is not available.
- “-” means data is 0 or too small to be expressed.

Source: Statistics Canada Vital Statistics.

## Injuries

Physician-diagnosed injuries and poisonings measures the number of injuries treated by doctors in the territory. This includes: broken bones, severe burns, minor cuts or bruises and poisonings. Injury indicators are examined to see whether or not there has been an increase in reckless behaviour or violence in a community. Changes in these types of behaviours have been associated with resource development.

Over-all, the rate of physician-diagnosed injuries has been decreasing since 1994/95. The trend cannot be directly associated with the beginning of mining activity, however it may be related to other social and political changes in communities, such as improvements in primary health care services. The rate of physician-diagnosed injuries is lower in the SLCs than in Yellowknife and the rest of the NWT. This may be explained by the fact that much of the health care provided in the SLCs is from nurses rather than doctors.



### Notes:

- These numbers are subject to future revisions (due to population estimate revisions, record revisions, data entry delays and database design changes) and are not necessarily comparable to numbers in other tabulations and reports.
- Ndilo and Detah numbers are included in Yellowknife, as separate postal codes do not exist for each community.
- Numbers included physician diagnosed injuries and poisonings regardless of location (clinic, hospital or other location).
- Nurse practitioner diagnosed injuries and poisonings are not included. \*data for nurse diagnosed injuries and poisonings was only collected from 2000-2007.
- Some individuals may be diagnosed more than once for the same injury or poisoning.

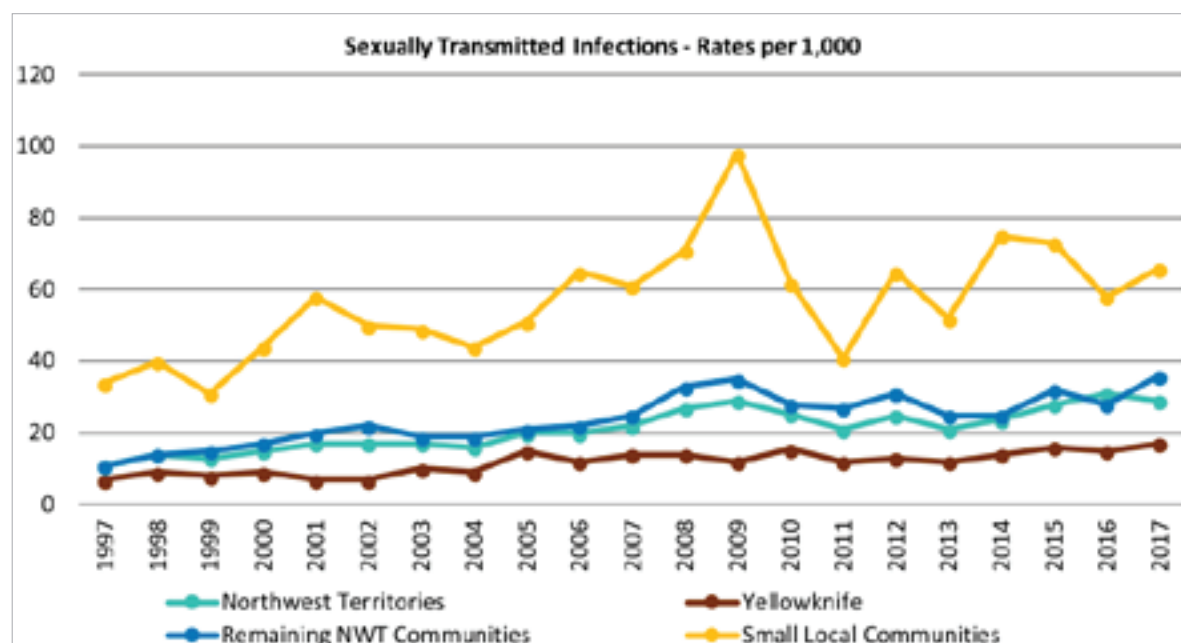
\*Not including Nurse diagnosed injuries and poisonings since data was only collected from 2000 - 2007.

Sources: Department of Health and Social Services, Medicare, NWT Bureau of Statistics, and Department of Industry, Trade and Investment (1994/95 and 1995/96 population estimates).

## Sexually Transmitted Infections

The STI rates continue to be elevated in the territory: the NWT's rate of chlamydia is approximately 5 times the national average and gonorrhea is approximately 15 times the national average. The highest rates are observed in young men and women, ages 15-25 years old. These rates are a symptom of many underlying factors including risky sexual behaviours, mental health and addiction issues, bullying, and family violence.

High rates of STIs have also been linked to disparities in the social determinants of health and to resource development. The rates in the SLCs have been and continue to be higher than in other NWT communities. This disparity may speak to broader health inequities that residents in smaller communities may experience. While there was a large drop in the STI rates in SLCs following the 2008 outbreak, the STI rates increased in 2011 and have fluctuated since then. This fluctuation can be explained by the increase in gonorrhoea rates throughout the territory, with the highest rates being observed in young men and women ages 15 to 25 years old.



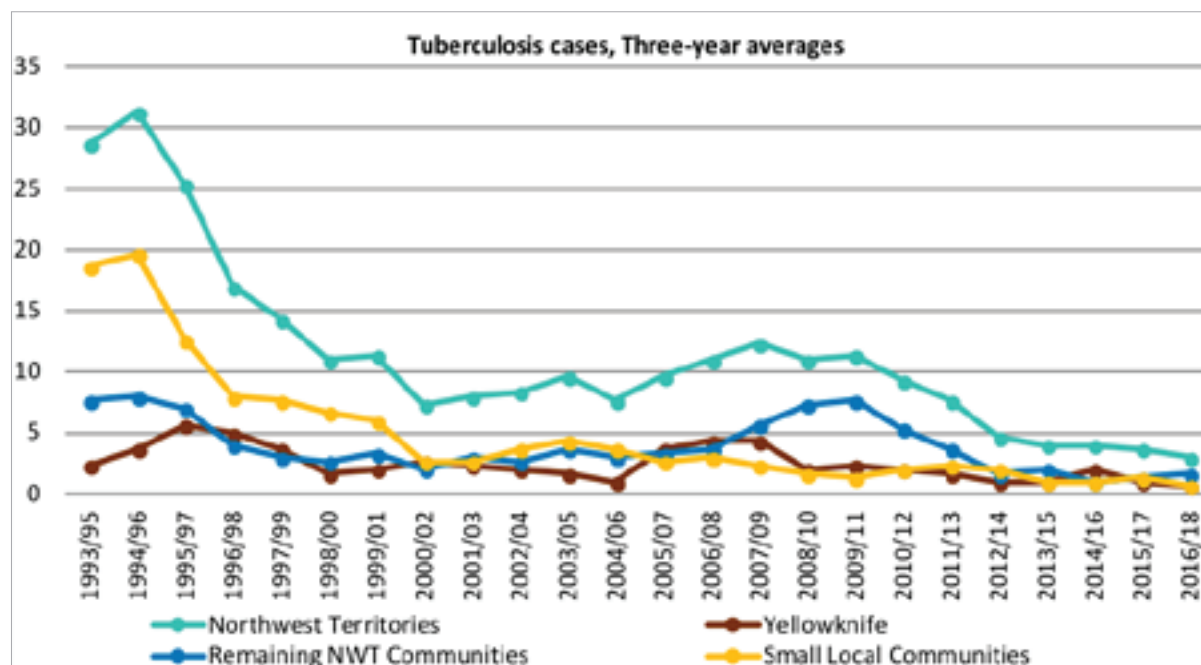
### Notes:

- “-” means data, where cell values are less than five, have been suppressed.
  - These numbers are subject to future revisions (due to record revisions, data entry delays and database design changes) and are not necessarily comparable to numbers in other tabulations and reports.
  - Numbers for 2003 to 2009 are based on community of treatment.
  - Ndilo and Detah numbers are included in Yellowknife, as separate postal codes do not exist for each community.
  - Small Local Communities does not include Fort Resolution in this extract
  - STIs include Chlamydia, Gonorrhea and Syphilis
- Source: Department of Health and Social Services, Communicable Disease Registry and NWT Bureau of Statistics.

## Tuberculosis

Tuberculosis (TB) is a disease caused by bacteria that attacks the lungs but can also spread to the brain, lymph nodes and bones. Although TB can be treated with antibiotics, it is still a health concern. The annual rate of TB in the territory and in the SLCs has not significantly changed over the last ten years; that being said, the incidence of TB in the NWT continues to remain above the national average.

There does not appear to be a correlation between diamond mining and TB cases. The NWT experienced a TB outbreak in the mid-1990s before diamond mining activities began. This outbreak strongly impacted the SLCs and is reflected in the spike of tuberculosis cases during that time. Since the time of the outbreak, the number of TB cases in the SLCs has decreased and it has remained relatively consistent since the early 2000s. The number of TB cases in Yellowknife has remained relatively consistent since monitoring began in 1991.



### Notes:

These numbers are subject to future revisions (due to record revisions, data entry delays and database design changes) and are not necessarily comparable to numbers in other tabulations and reports.

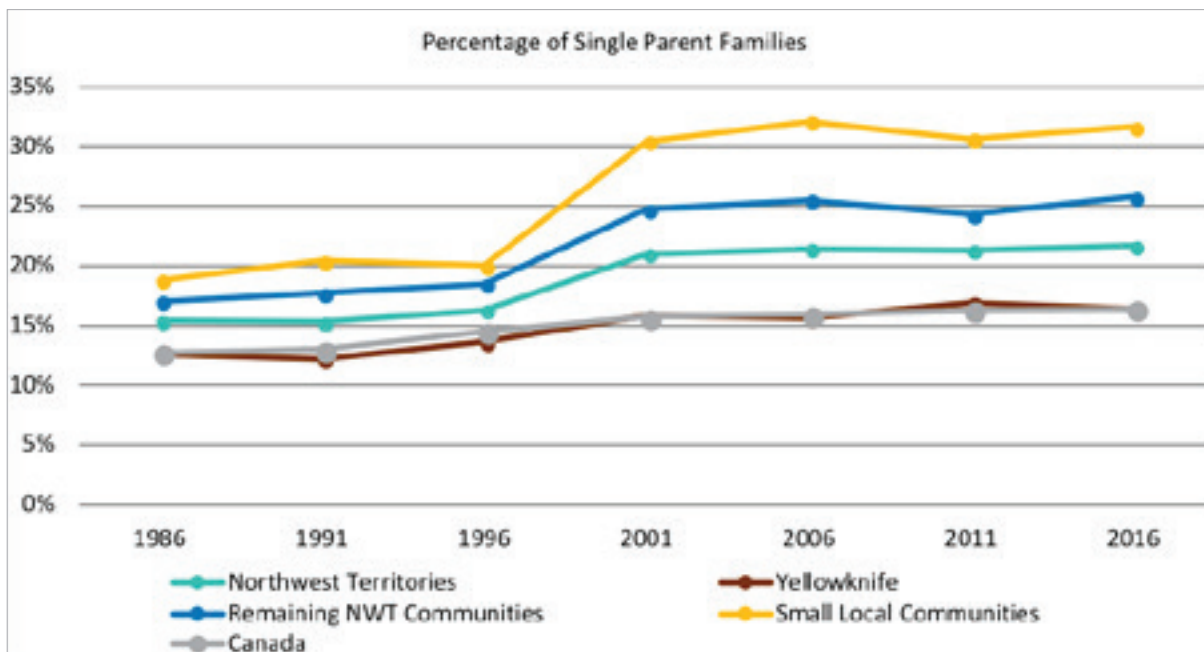
Ndilo and Detah numbers are included in Yellowknife, as separate postal codes do not exist for each community.

Source: Department of Health and Social Services, *TB Registry*.

## Single Parent Families

Single parent families often face unique challenges which can make it more difficult to provide for the basic needs of children and other family members. The data suggests that there is a link between the rise in the rate of single-parent families in the SLCs and mining activity. Between 1996 and 2001 the percentage of single parent families in the SLCs rose drastically.

This correlates with the construction and beginning of operations of two major diamond mines. Since this time the percentage of single-parent families in the SLCs has remained steady, increasing by 2%. During the initial period directly following the opening of the diamond mines, the percentage of single-parent families in other small and regional communities also increased. The change did not occur as quickly, or increase as drastically, in the remaining NWT communities or Yellowknife.



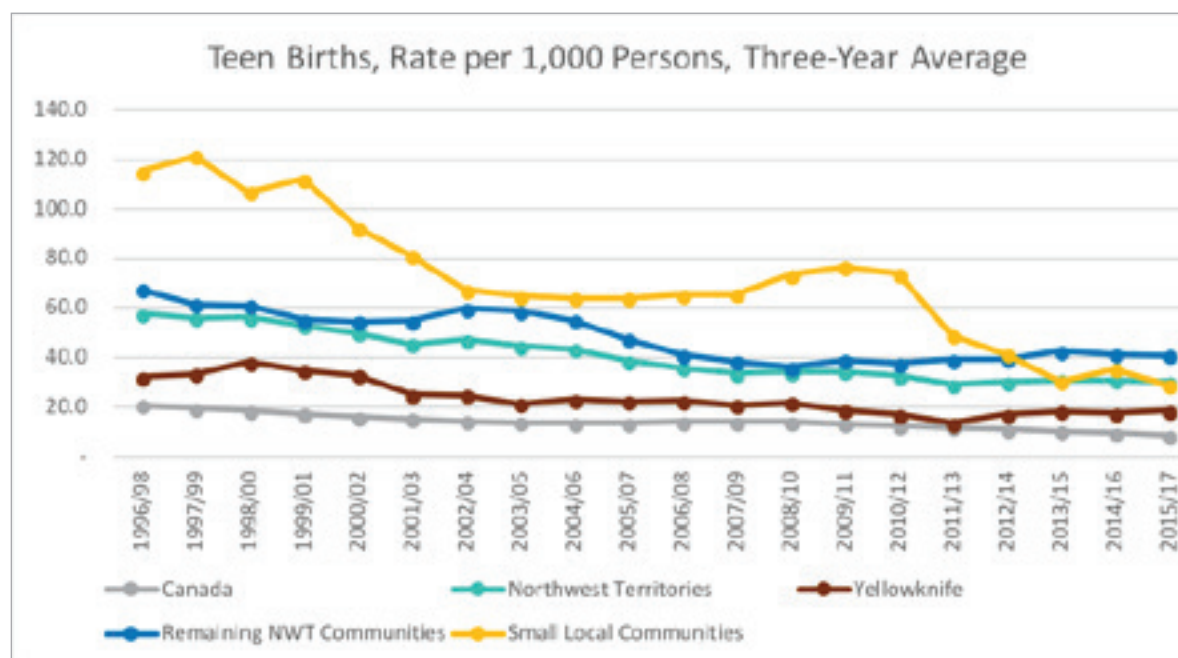
**Notes:**

- “-” means the data is 0 or too small to be expressed.
- Fort Resolution is included in the Remaining NWT Communities
- Source: Statistics Canada

## Teen Birth

Stress and a lack of education, employment opportunities, limited supports, and maturity may affect the well-being of both the child and parents. Some teenage parents may be mature enough to raise a child, while others may not be; teen mothers are more likely to be single, making it more difficult for them to support their children and increasing stress. Trends in teen pregnancy rates can be an indicator of overall sexual health and well-being for young women.

Overall, the rate of teenage births has decreased across Canada and the NWT since 1996. Since 2010/12 the rate of teen births in the SLCs has once again sharply declined in the SLCs. This decline has helped to reduce the gap between teen birth rates in the SLCs and other communities in the NWT. The decrease may be due to an increased use of birth control or a broader social or behavioural change in the community. Given the timing of the trend, it is not possible to directly correlate these changes to mining activity.



### Notes:

"-" means data is 0 or too small to be expressed.

".." means data is not available.

SLCs includes Detah, Gamètì, Łutselk'e, Behchokò, Wekweètì, Whatì and Fort Resolution.

Source: Statistics Canada Vital Statistics.

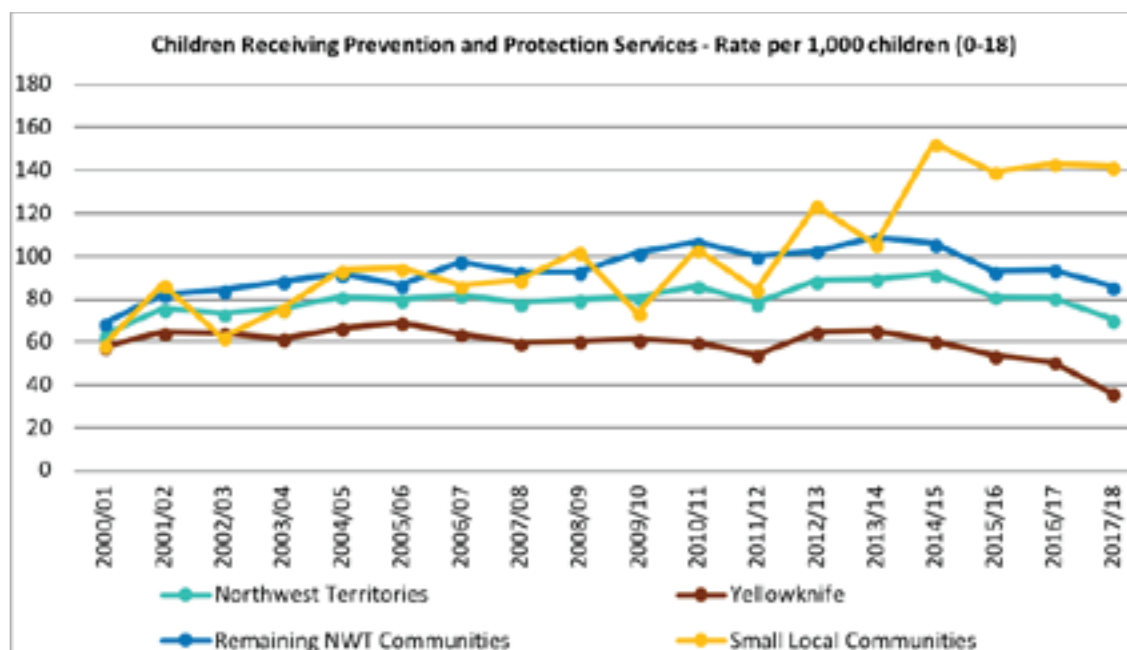
## Children Receiving Services

Child and Family Services in the Northwest Territories has changed considerably since 1996. In 1998, the *Child and Family Services Act* was amended to have an increased focus on prevention services. Additional amendments, including the recent 2016 amendments, have provided a legislated base for child protection workers to work with the child, family and community in preventing and mitigating child protection issues by supporting and assisting care for the child whenever possible.

To further clarify, the *Child and Family Services Act* identifies that services can be offered to children and families either by agreement between the child protection worker and the family, or via court order. Services by agreement allow families to access supports and services to strengthen families and address or prevent child protection concerns.

When child protection concerns cannot be adequately addressed in this way, a child protection order may be sought from the court to ensure the safety of the child.

Since 2000, there has been an increase in the number of children receiving services in SLCs. In 2017-18, 75% of these services were by agreement with the parent and/or child/youth whereas 25% were via court order. Examples of prevention services provided through the agreements include counseling, addictions treatment, temporary foster or respite care, and financial or material assistance such as food or rent.



**Notes:**

\*2000/01, 2002/03, 2004/05 – Ndilo data is lumped in with Yellowknife.

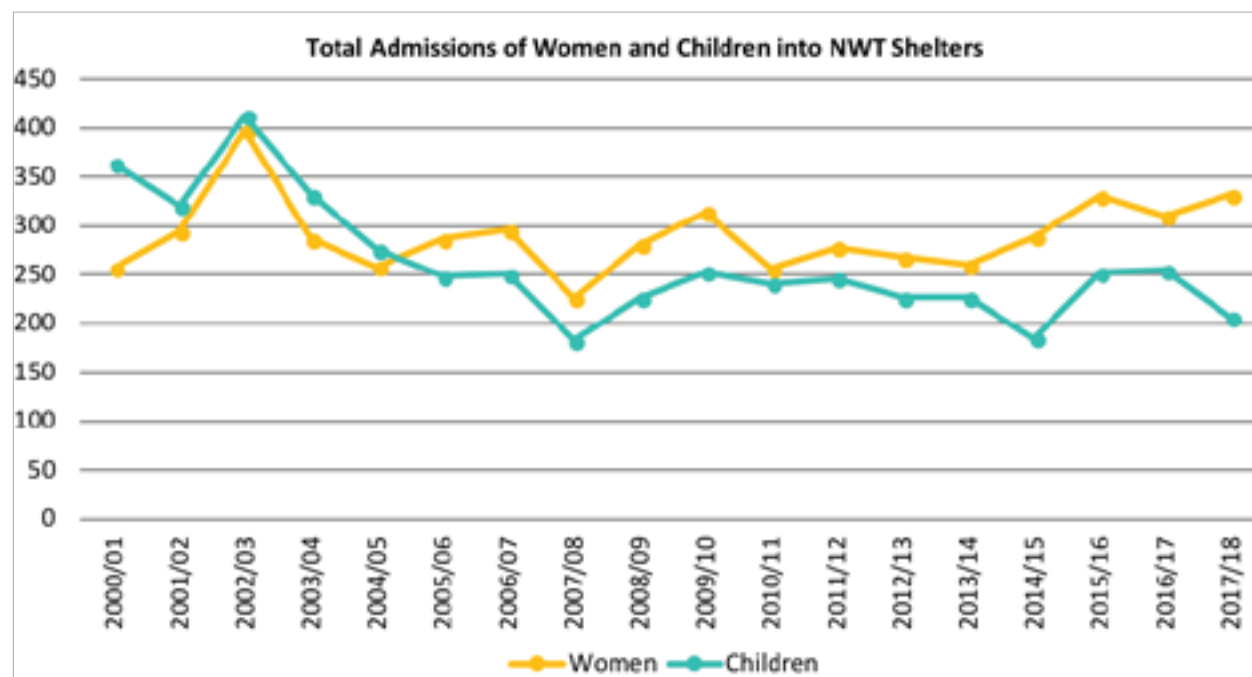
\*2015/16, 2017/18 – Detah data is lumped in with Yellowknife

Source: Child and Family Services Information System, Department of Health and Social Services.

## Admission of Women and Children in Shelters and Total Shelter Bed Days

There are five family violence shelters in the NWT. These shelters are located in Yellowknife, Hay River, Fort Smith, Inuvik, and Tuktoyaktuk. The shelters make up the Territorial Family Violence Shelters Network, which works to increase the capacity and skills of shelter staff to meet the needs of women and children.

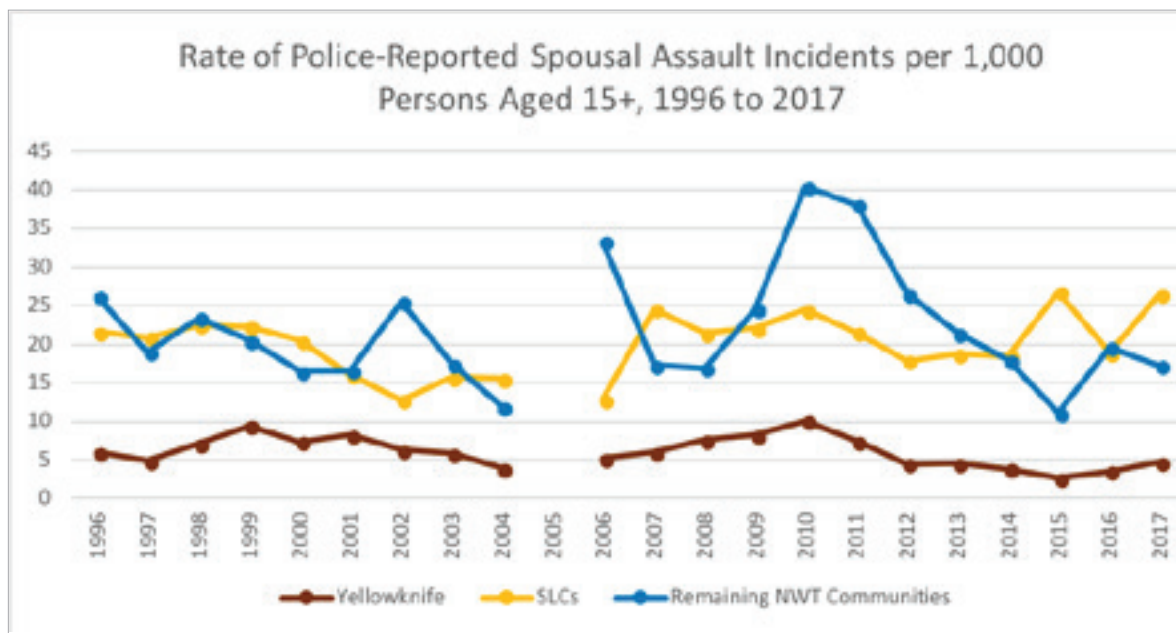
The total admission of women and children to shelters and the total number of shelter bed days has been collected from 1999 onwards. The total number of admissions and the total number of shelter bed days have fluctuated since data collection began, indicating that family violence prevention initiatives and continued support for shelters is important. Because these numbers can fluctuate significantly year by year, it is not possible to identify a long-term trend in the total admission of women and children to shelters or a relationship to mining activity.



## Police-Reported Spousal Assault

The NWT has among the highest rates of family violence in the country. Impacts of spousal violence are far reaching and include links to higher risks of chronic illness later in life, higher stress levels, an increased dependence on alcohol and drugs, risk of job loss and economic vulnerability.

Being the victim of, or witnessing, family violence can negatively impact children's development and health along with their performance in school and social settings.

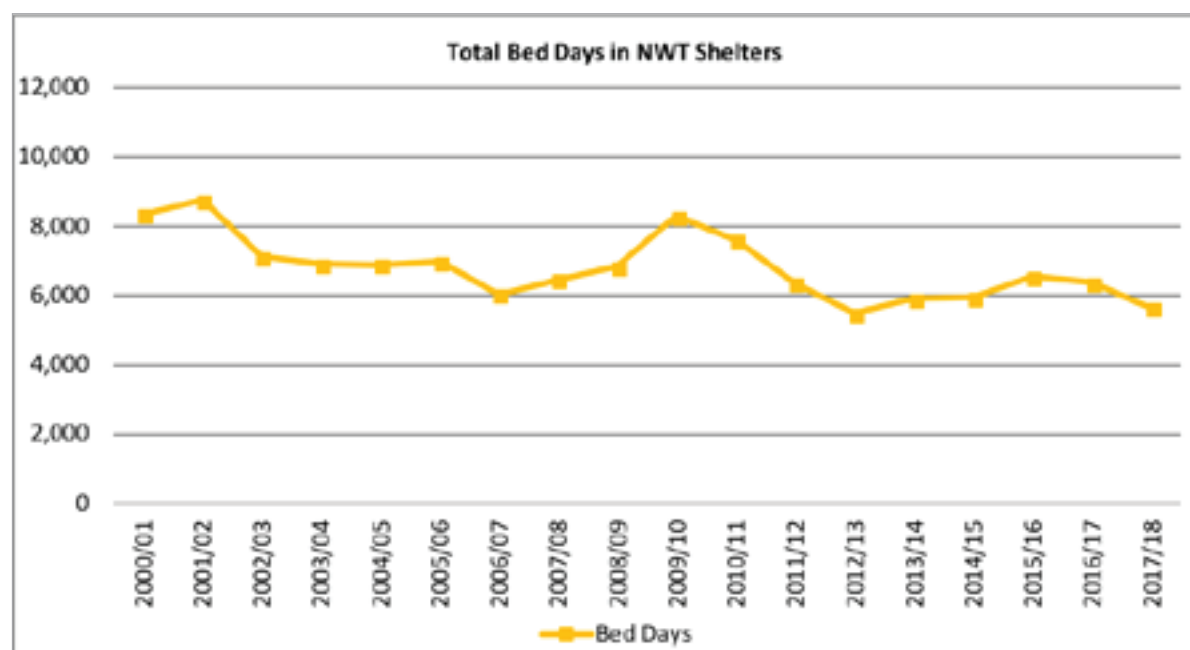


### Notes:

Detah and Ndilo statistics on spousal assault rates are captured under Yellowknife. Data for 2005 not available.

Source: RCMP "G" Division

Factors that may increase risk of family violence include: unemployment, social isolation, substance abuse, mental health issues, low education rates, and common-law unions. Research also shows that both men and women experience and commit family violence; however, violence against women is typically more pervasive and severe. Many instances of family violence are under-reported due to loyalty or fear of further abuse. The rate of police-reported spousal assault has been highest in the SLCs within the NWT and was its highest in 2015 with the rate in 2017 remaining near this rate.



**Notes:**

"\*" means data is unavailable

- These numbers are subject to future revisions (due to record revisions, data entry delays, and database design changes)

- Data for Tuktoyaktuk were unavailable for 2002/03 and 2006/07 and has been estimated based on an average of the previous three years.

- Fort Smith shelter data were not included in 2004/05 as it was not in operation for most of that year.

- NWT data are based on shelter and not community of residence. Some admissions may be from non-NWT residents.

Source: Family Violence Database, Department of Health and Social Services.

## Community Well-Being Index

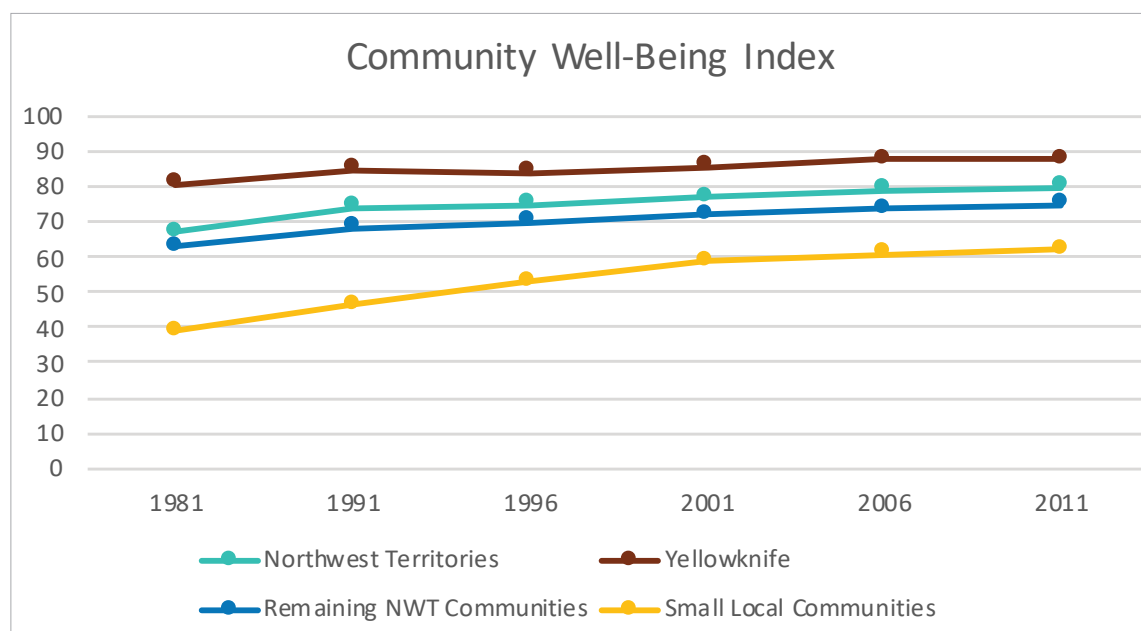
There are many definitions of 'well-being' and this index is not considered the only or best way of defining well-being for communities. For example, the Community Well-Being Index (CWB) does not include indicators for health, culture, and happiness due to data limitations, though these are generally considered important aspects of well-being. Income, education, housing and labour force activity are widely accepted as being important to well-being and were chosen based on the availability of constant and reliable data collected by Statistics Canada's Census of Population and the National Household Survey.

CWB scores were combined to look at the well-being of the NWT, Yellowknife, remaining NWT communities, and SLCs. All communities in the NWT have increased their CWB scores since 1981, with the largest change being seen in the SLCs. Many factors could impact this large increase in SLCs with mining activity being one of them.

The CWB index is comprised of the following four components:

1. Income scores are based on the total income per capita;
2. Education scores look at how many community members have at least a high school education and how many have attained a university degree;
3. Housing scores look at the number of community members whose homes are in an adequate state of repair and are not overcrowded; and,
4. Labour force activity scores look at how many community members participate in the labour force and how many labour force participants have jobs.

Many of the indicators used for the Community Well-Being index are also reported individually in this report. Using the index, provides a combined view of socio-economic conditions. This encourages a more holistic perspective of socio-economic conditions to consider when looking at possible effects of resource development across the NWT. The index is just one of many components that the GNWT uses to monitor the health and well-being of NWT communities.



### Notes:

- The Community Well-Being (CWB) index is a means of examining the well-being of individual Canadian communities. Various indicators of socio-economic well-being, including education, labour force activity, income and housing are combined to give each community a well-being "score". These scores are used to compare well-being across First Nations and Inuit communities with well-being in non-Aboriginal communities over time.
  - 2011 is the most recent data available for the Community Well-Being Index.
  - Yellowknife includes Ndilq
  - When a community was not included in the index, the population of that community was excluded from the total population.
  - SLC includes Fort Resolution, Behchokq, Gamètì, Wekweètì, Whatì, Detah, and tutsel'ke
- Source: Indigenous and Northern Affairs Canada

# Housing

## The Northwest Territories Housing Corporation and Mine Employment

Gaining employment at a mine can be a significant milestone for both individuals and families. But with this employment there may also be uncertainty about what housing options and programs are available to individuals and families if their household income goes up.

For people living in a Public Housing unit the income information required to calculate rent is on an annual basis from the Canada Revenue Agency (CRA). What this means is that rent is calculated for the entire year all at once. The only way this assessment can change during the year is if someone's income decreases enough that they move into a lower bracket (see below for more detailed information about monthly income brackets). Over the course of the year, rent can go down, but not up. If someone were to get a job at a mine between July 1 and June 30 of the following year, the increase in income would be captured in next year's assessment. For example, if someone got a job at a mine on August 30, 2019 their rent may not go up until the next assessment on July 1, 2020.

After the new income assessment is completed Public Housing tenants may see an increase in rent or it may remain the same, depending on how much new income they are receiving. The Public Housing rent scale is designed with income ranges, so that earning more income does not necessarily mean that rent increases.

If a household is earning significantly more income, they may want to explore homeownership through the various homeownership options offered by the NWTHC.

The NWTHC supports homeownership through the delivery of lease-to-own programming, which includes the Homeownership Entry Level Program (HELP) unit and two new recently launched lease-to-own programs: the Public Housing Purchase Program and the New Home Program. Through HELP, tenants can pay a modest monthly rent and utility costs while having the option to purchase their unit. Purchase incentives are available at varying levels throughout the first four years of the lease of a HELP unit. Under the Public Housing Purchase Program, an existing tenant can enter into a lease-to-own arrangement that will eventually see them owning their Public Housing unit. Through the New Home Program, the NWTHC will be constructing new multi-generational, energy-efficient and accessible homes that will be made available through a lease-to-own agreement.

Alternatively, tenants may choose to access the Providing Assistance for Territorial Homeownership (PATH) program. PATH can provide between 5% and 55% of the purchase price or maximum construction cost of a modest home. Specific rates of assistance are determined by community location, income level, and family size. With similar incomes, people living in remote communities will receive higher levels of assistance than others.

For more information about these or any other NWTHC programs please contact your Local Housing Organization, District Office, or visit [nwthc.gov.nt.ca](http://nwthc.gov.nt.ca).

Monthly income	Monthly Rent		
	Zone A	Zone B	Zone C
<\$1,667	\$80	\$75	\$70
\$1,667-\$2,499	\$160	\$150	\$140
\$2,500-\$3,749	\$365	\$345	\$325
\$3,750-\$4,499	\$610	\$580	\$555
\$5,000-\$6,674	\$890	\$845	\$790
\$6,675-\$8,333	\$1,295	\$1,230	\$1,155
\$8,334 or More	\$1,625	\$1,545	\$1,445

Notes:

Zone A Communities: Yellowknife, Hay River, Fort Smith, Inuvik, Norman Wells

Zone B Communities: Detah/Ndilo, Hay River Reserve, Enterprise, Behchokò, Fort Liard, Fort Providence, Kakisa, Jean Marie River, Nahanni Butte, Fort Resolution, Gamètì, Whatì, Trout Lake, Wekweètì, Wrigley

Zone C Communities: Fort McPherson, Tsiigehtchic, Tulita, Łutselk'e, Aklavik, Tuktoyaktuk, Délı̨nę, Fort Good Hope, Paulatuk, Sachs Harbour, Ulukhaktok, Colville Lake

# Justice

## The Safety Needs of Communities and Northerners

The Department of Justice continues to explore how residents in each NWT community – including those in the SLCs – can access justice services in a way that is both sustainable over time, and appropriate to the needs in that community. The Department of Justice works with the RCMP and communities to enhance community safety and improve the approach to community-based initiatives that reflect community priorities and an understanding of the unique cultural history of the communities, and take into consideration community strengths and resources.

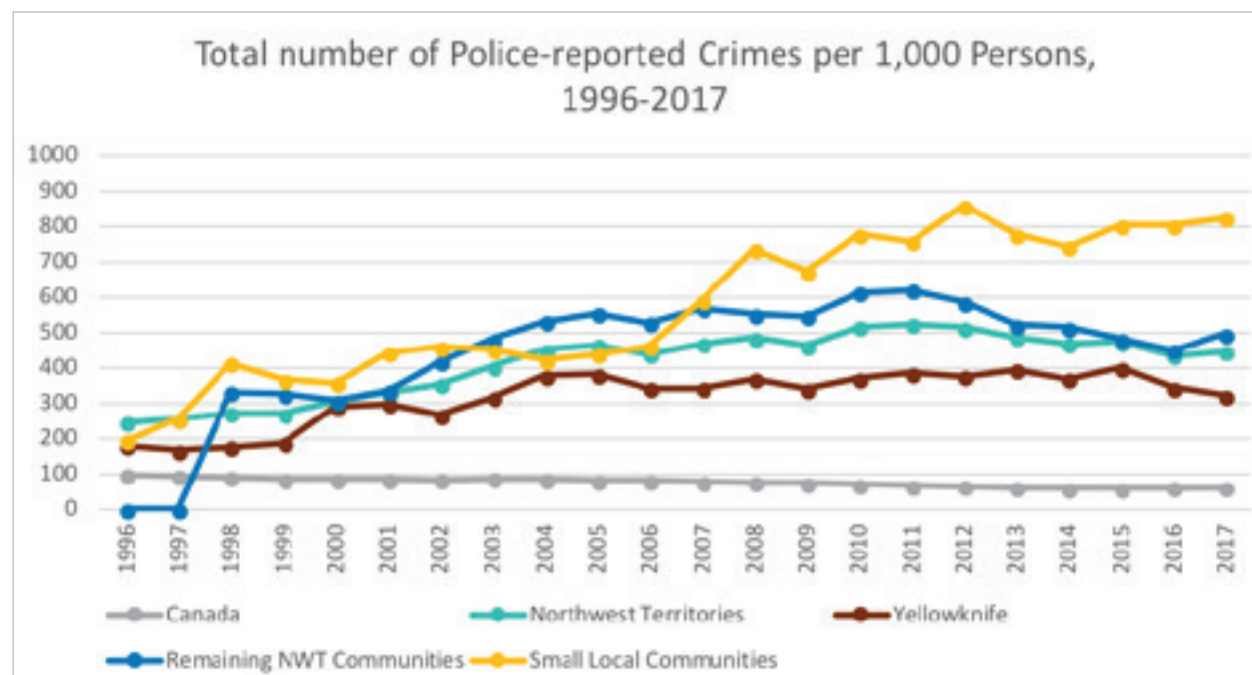
## Understanding the Crime Rate in the NWT

In 2017 the NWT continued to have the highest rates of total crime, property crime, and ‘other *Criminal Code* offences’ in Canada, and passed Nunavut to have the highest violent crime rate as well. Property crime continues to constitute the greater part of the NWT’s crime rate. The most common property offence is mischief, which is typically linked to the abuse of alcohol and drugs.

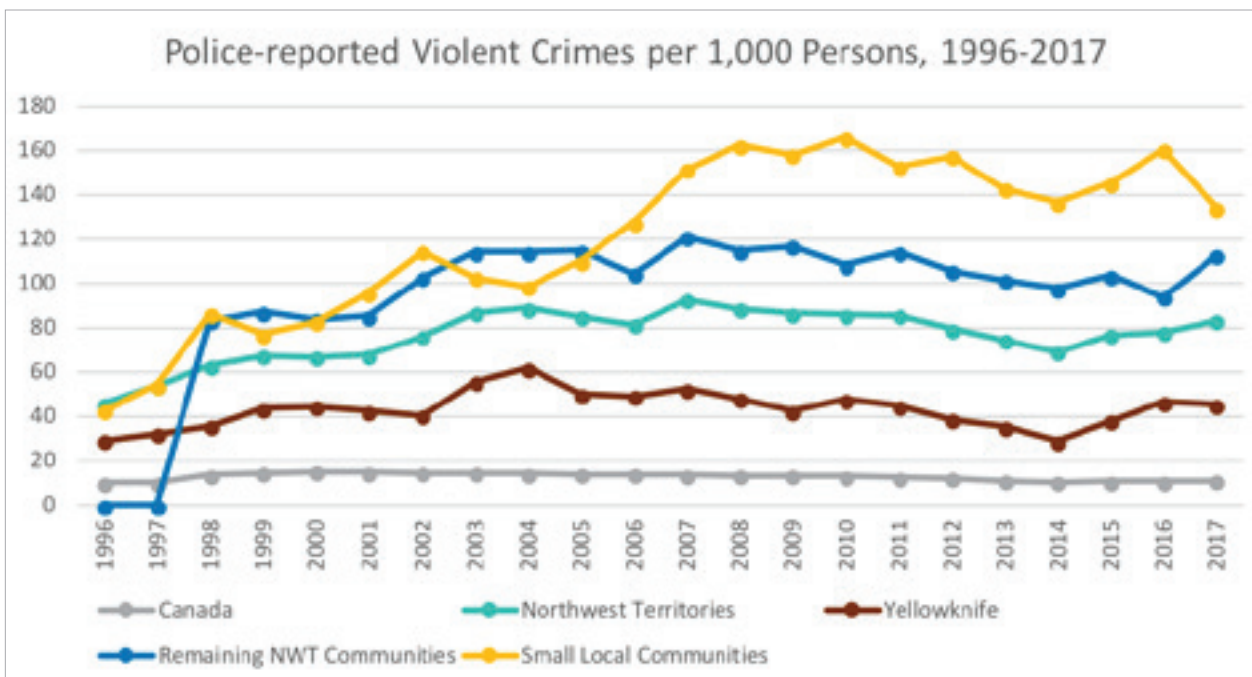
The comparatively high crime rate in the NWT is influenced in part by our small population and the high ratio of police per capita in the NWT – the highest of all provinces and territories, which likely contributes to a higher level of reporting. In 2017, the rate was 448 per 100,000 population, which represented a total of 199 police officers. The high rate of crime in the NWT is also driven by demographic and social factors, such as substance abuse, our relatively young population and low educational attainment.

The RCMP reports criminal incidents by detachment, not by community. Thirteen NWT communities do not have RCMP detachments. SLC’s in this report without detachments include: Detah and Ndilq which are patrolled out of Yellowknife. Wekweètì does not have an RCMP detachment and is patrolled out of Behchokò. Gamètì’s two dedicated RCMP members are based in Behchokò as the community does not have a detachment building.

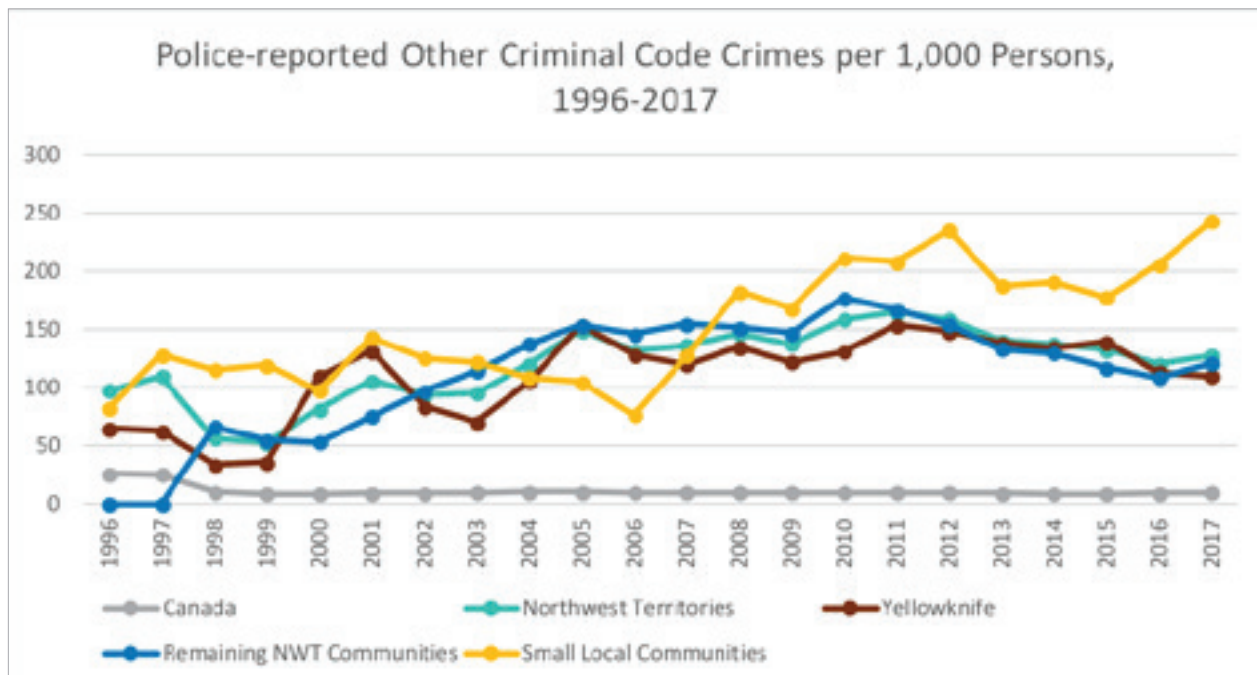
While the overall rate of police-reported crime has been trending upward across the NWT, the rate per 1,000 persons for SLCs peaked in 2012 and in 2017 is more than double the rate of Yellowknife and well over the rate of all other communities.



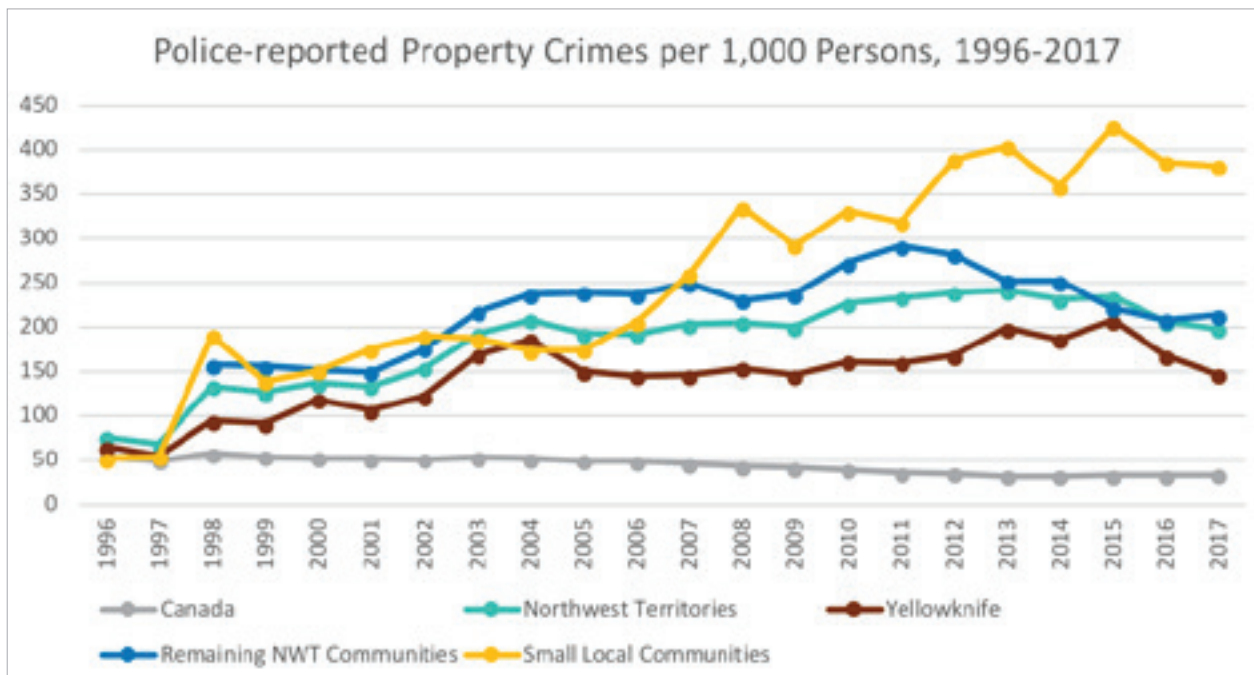
The rate of violent crime in SLCs remains higher than all other NWT Communities as well, but dropped from a rate of 160 to 134 per 1,000 between 2016 and 2017.



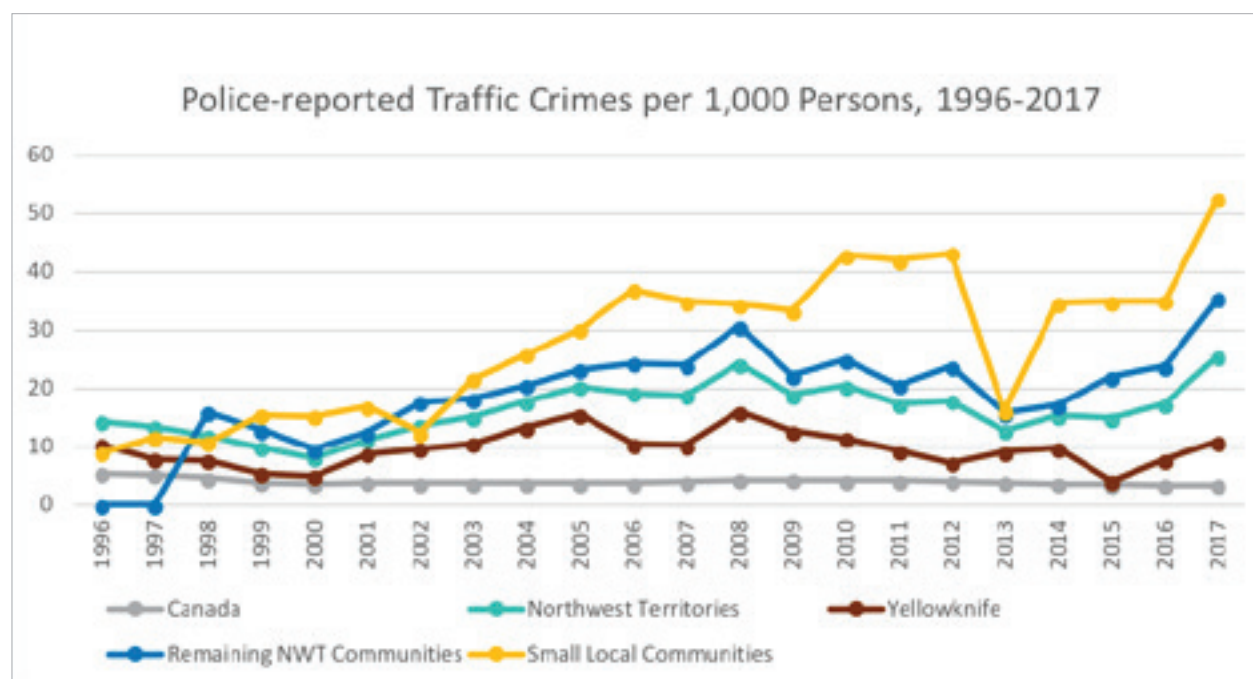
The rate of 'other' Criminal Code offences trended upward for all of the NWT until 2011, when all but the SLCs started to trend slowly down. The SLCs have fluctuated since this point and experienced their highest rate in 2017 at double the rate of the rest of the territory.



Although the rates are considerably higher than they were in 1996, property crime has declined in all community groupings since 2015.



Aside from Yellowknife, whose rate of traffic crimes has remained similar to what it was in 1996, the other community groups, particularly the SLCs, have seen a steady upward trend to their highest rates to date in 2017. It is worth noting, however, that traffic data has not always been and is not available now for all communities.

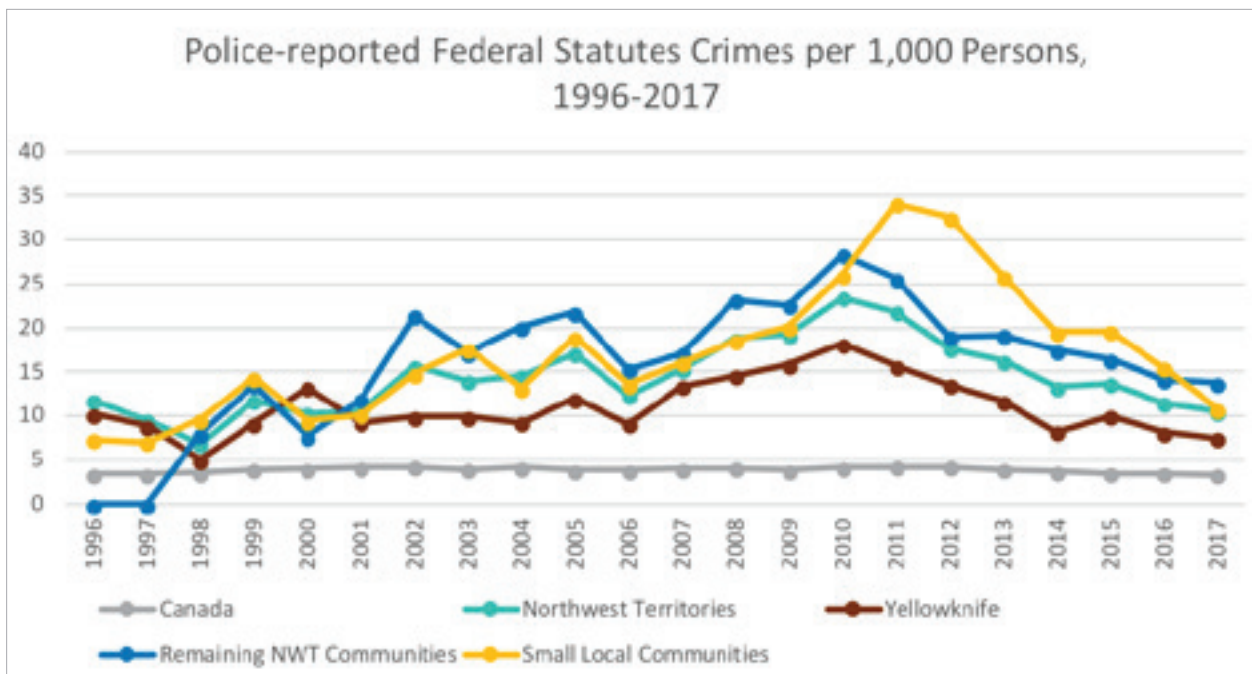


All community groupings, particularly the SLCs, have experienced a steep decline in Federal statute crimes (non-Criminal Code offences). The SLCs rate, for the first time since 2010, is now less than the other remaining communities. The majority of these offences are Controlled Drugs and Substances Act violations (i.e. drug crimes).

Although somewhat stable, the overall police-reported crime rate in Yellowknife is lower than it has been since

2003. Yellowknife's rate of violent crime experienced a slight decrease in 2017. Although it has remained fairly steady since 2004, the rate for 'other' Criminal Code offences is lower than it has been since this time.

While there is an upward trend in the rate of crime in Yellowknife and SLCs during the period of increased mining activity, trends in crime are influenced by many factors and it is not possible to definitively conclude that there is a relationship between the two.



## Innovative Approaches to Prevent and Reduce Crime

Evolving research and approaches demonstrate that the rehabilitation and reintegration of offenders through a supportive environment better addresses criminal behavior and as a consequence, improves community safety.

In this context, Justice-led initiatives include programs that support access to justice through:

1. **Police and Communities:** Community led policing plans and policing services that reflect community priorities and cultural understanding;
2. **Alternatives to Court:** alternatives to conventional court such as Community Justice Committees and Specialized Courts that focus on the offender and their underlying reasons for offending rather than on the offence; and
3. **Targeted Programs to Improve Access to Justice:** targeted programs to improve access to justice for identified groups: victims, those of limited means, and families experiencing separation or divorce.

Each of these is detailed further below.

### 1. Police and Communities

#### Community Policing Plans

In 2017-18, all 33 communities in the NWT identified local policing priorities and worked with the RCMP to develop policing plans. These plans consider local needs, the resources available and collaborative strategies to address these priority community safety issues. The public safety concerns most often identified by communities were alcohol/substance abuse related, family violence, and concerns related to youth. Working together on policing plans enhances communications between communities and the RCMP, and increases support for and interest in achieving local goals.

#### Community Engagement

Included in the 2017/18 policing priorities is that the RCMP promote public trust and confidence by providing policing services that reflect community priorities and demonstrate an understanding of the unique cultural history of the communities they serve.

All RCMP cadets receive problem-solving based training, where cultural awareness is woven in with concepts of human rights, harassment, discrimination, ethics and bias-free policing. All members of the NWT's "G" division also receive training specific to the NWT with an online educational module and other scheduled in-person sessions including cultural camps and cultural orientations and awareness workshops. Going forward, it is intended that all new members to a community attend a cultural orientation specific to that community and complete a biography of themselves to be presented to the community.

The importance of regionally-specific outreach activities, such as attending feasts and meeting with elders, has been emphasized as integral to members' initial introduction to the community, as well as part of ongoing community engagement.

### 2. Alternatives to Court

#### Community Justice Committees

Since 1995, the Department of Justice has supported communities to address justice issues and to repair the harm between victims and offenders by developing an alternative system of justice that meets the unique needs of each community and promotes safer communities. The primary vehicle to accomplish this is Community Justice Committees (CJs).

The Department contributes to local sponsoring organizations' hiring of Community Justice Coordinators who support local crime prevention initiatives and CJs. Local community members, appointed by the Minister of Justice, form the CJs, and these committees become a fundamental driver to the provision of alternatives to the traditional justice system.

Committees accept youth and/or adult cases diverted from the formal criminal justice system at the recommendation of the RCMP or the Crown. Instead of going through the formal court system, these matters are addressed using a restorative model of justice through victim / offender reconciliation, family group conferencing, victim / offender conferencing and/or other community-based approaches.

In 2017-18, 30 communities – including all SLCs - accessed funding for Community Justice programs. Department staff engage communities that have not accessed funding, and work closely with them to ensure the service can be provided through outreach from neighbouring programs. The Department is expecting that the participating communities will increase to 32 communities in 2018-19.

Training and support for these committee members is provided, as needed throughout the year, by the Department of Justice. In 2017-18, three regional capacity-building training sessions were delivered with a total of 39 Community Justice Coordinators and Committee Members attended. Training sessions were focused on capacity building in the areas of reintegration and victim offender mediation, and provided opportunities for collaboration with other GNWT partners as well as local resources and community stakeholders.

By continuing to work with each community to address their specific justice needs, the Department encourages the development of community-based solutions for minor criminal offences, assists in the development of crime prevention programs or initiatives and offers contribution funding. This program is a core component to empowering communities to participate in and provide a local context for addressing their own justice issues.

## Specialized Courts

The Wellness Court and Domestic Violence Treatment Options (DVTO) Court are alternatives to conventional court that focus on the offender and their underlying reasons for offending rather than on the offence.

In order to participate in either of the Specialized Courts, offenders must accept responsibility for their offence and plead guilty. Sentencing is then deferred while they participate in tailored programming aimed at addressing their behaviour. The offender's participation is considered by the judge, and depending on the outcomes, they may receive a reduced sentence.

The **Wellness Court** and the supporting program provide intensive supervision and targeted programming for chronic offenders who have mental health issues, addictions or cognitive challenges that contribute to their criminal behaviour.

A wellness plan is developed for each offender, outlining programming and goals they are expected to complete. The offender attends court regularly throughout the implementation of the plan for support and monitoring, and on completion they return to court for sentencing.

The first sitting of the Wellness Court occurred in October 2014 and it sits every second Thursday. The department continues to make refinements to the policy and program framework and to foster partnerships with the judiciary, RCMP, Legal Aid Commission and the Public Prosecution Service of Canada, as well as other GNWT departments and community stakeholders. As of December 31, 2018, 108 individuals had been referred to Wellness Court.

The **DVTO Court** is an innovative approach to addressing high rates of domestic violence, encouraging offenders to participate in programming aimed at their behaviours as the perpetrators of violence.

As of December 31, 2018, 130 participants had successfully completed the program, 98 in Yellowknife and 32 in Hay River.

In 2015-16, the DVTO Court was expanded from Yellowknife to Hay River. Individuals from surrounding communities may attend DVTO Court and participate in the associated programming in Yellowknife or Hay River. Sessions of the DVTO Court are held in Behchokò, but participants attend the program in Yellowknife.

### **3. Targeted Programs to Improve Access to Justice**

#### **Victim Services**

The GNWT provides for 11 community-based victim services workers in 8 communities – including the SLC of Behchokò, and for the management and overall coordination of the program including the Victims of Crime Emergency Fund and annual training opportunities for Victims Services Providers. Through “in-person” contact or telephone outreach, dedicated Victim Services Workers offer:

- Immediate emotional support;
- Information on safety planning, emergency shelters, court processes and accompaniment if requested by the victim;
- Accompaniment to an RCMP detachment, hospital or health centre;
- Assistance with victim impact statements, applications to the Victims of Crime Emergency Fund, and registrations for victim notification programs; and
- Referrals to community programs and services.

#### **Legal Aid Outreach Services**

The Legal Aid Commission recognizes the need for specialized legal assistance to address problems experienced by those of limited means, and operates an “Outreach” program providing non-complex legal information services to the public without requiring a legal aid application. The clinic lawyer providing Outreach services helps residents with matters such as housing, landlord and tenant disputes, CPP, disability issues, employment insurance questions, workers’ compensation claims, debt protection remedies, wills advice, mental health and guardianship applications, child protection issues and elder abuse. The clinic lawyer also provides public legal education.

Since 2014, community Outreach clinics have been conducted in many communities including all SLCs except for Łutselk’e, often in partnership with community organizations and Indigenous governments. Many of the communities have had multiple visits.

#### **Access for Families experiencing Separation or Divorce**

The department offers mediation services and parenting workshops to support families experiencing separation or divorce.

The Family Law Mediation Program contracts family law mediators to provide mediation services free of charge to parents involved in legal disputes relating to custody, access and financial support. Individuals from any community may contact the toll free mediation line to get information about the program and on how to enroll. Mediation services are often provided in person in Yellowknife, but can also be offered by way of teleconference.

This allows access to individuals residing in remote communities that may not have resident lawyers or mediators.

Parenting After Separation is a free half-day workshop that focuses on building greater awareness in parents of the challenges they can expect, and the healthy responses they can provide when making parenting decisions after a separation or divorce. The workshop is offered in-person on a bi-monthly schedule in Yellowknife, and on a monthly basis via webinar.



