



Government of Northwest Territories
Gouvernement des Territoires du Nord-Ouest

Community Futures Program

2016-2017 and 2017-2018 Annual Reports

Programme de développement des collectivités

Rapports annuels de 2016-2017 et de 2017-2018

Le présent document comprend la traduction du résumé et du message du ministre.

If you would like this information in another official language, call us.
English

Si vous voulez ces informations dans une autre langue officielle, contactez-nous.
French

Kĩspin ki nitawih̄tĩn ē nĩhĩyawihk ōma ācimōwin, tipwāsinān.
Cree

Tłıchq̄ yatı k'ę̄ ę̄. Dı wegodı newq̄ dè, gots'ō gonede.
Tłıchq̄

ʔerih̄t'ıs Dēne Sų̄lné yatı t'a huts'elkēr xa beyáyatı theʔą ʔat'e, nuwe ts'ēn yóftı.
Chipewyan

Edı gondı dehgháh got'ıe zhatıé k'ę̄ ę̄ edat'éh enahddhę nıde naxets'ę̄ edahíı.
South Slavey

K'áhshó got'ıne xədə k'é hederı ʔedı htl'é yerınwę ní dé dúle.
North Slavey

Jii gwandak izhii ginjik vat'atr'ijáhch'uu zhit yinothtan jı', diıts'át ginohkhii.
Gwich'in

Uvanittuaq ilitchurisukupku Inuvialuktun, ququaqłuta.
Inuvialuktun

Ċ̄ḃḍḗ ḡḡḃḃḃḃḃḃḃḃ ḗḗḗḗḗḗḗḗḗ ḏḏḏḏḏḏḏḏḏ ḏḏḏḏḏḏḏḏḏ, ḏḏḏḏḏḏḏḏ ḏḏḏḏḏḏḏḏḏ.
Inuktitut

Hapkua titiqqat pijumagupkit Inuinnaqtun, uvaptinnut hivajarlutit.
Inuinnaqtun

Indigenous Languages and Education Secretariat: 867-767-9346 ext. 71037
Francophone Affairs Secretariat: 867-767-9343



TABLE OF CONTENTS

EXECUTIVE SUMMARY	6
Program Highlights: 2016-2018	6
Loan Portfolio: Total Value of Loans Portfolio by Year	7
RÉSUMÉ	8
Faits marquants du programme : 2016 à 2018	8
Portefeuille de prêts : valeur totale des portefeuilles de prêts par année	9
INTRODUCTION	10
Program Background	10
Program Description	11
PROGRAM REPORTING	12
Local Involvement: Serving the Community	12
Loan Activity: Number and Value of Loans Approved	13
Loan Activity: Some Comparatives	14
Impact on Communities: Loan Activity by Community Level	15
Impact on Communities: Jobs Created by Region	16
ITI FUNDING	18
Akaiicho Business Development Corporation	20
Dehcho Business Development Centre	21
Dogrib Area Community Futures	22
Sahtu Business Development Centre	23
Southwest Territorial Business Development Corporation	24
Thebacha Business Development Services	25
Western Arctic Business Development Corporation	26



MINISTER'S MESSAGE

Owning and operating a small business in the Northwest Territories (NWT) is a challenging, yet rewarding pursuit.


Local businesses not only enrich our communities, they help to create a resilient, diversified economy. In support of the Government of the Northwest Territories' commitment to economic development and diversification across our territory, the Department of Industry, Tourism and Investment works to advance opportunities and capacity building for entrepreneurs and business owners.

Our support for NWT Community Futures Development Corporations (CFDC) is one way in which we provide access to capital for small business owners.

All 33 NWT communities have access to CFDC services, meaning all residents have support to turn their business aspirations into reality

I salute the volunteer boards and staff that make up our CFDC network and allow it to grow and adapt to meet the economic needs of our northern business community.

Honourable Wally Schumann
Minister of Industry, Tourism and Investment
Government of the Northwest Territories



MESSAGE DU MINISTRE

Il peut être difficile, mais gratifiant, de posséder et d'exploiter une petite entreprise aux Territoires du Nord-Ouest.

Les entreprises locales enrichissent nos collectivités, et favorisent la solidité et la diversité de notre économie. Afin d'appuyer l'engagement du gouvernement des Territoires du Nord-Ouest concernant le développement et la diversification de l'économie de la région, le ministère de l'Industrie, du Tourisme et de l'Investissement s'efforce de créer des occasions et de renforcer les capacités pour les entrepreneurs et les propriétaires d'entreprise.

Les Sociétés de développement des collectivités (SDC) des TNO sont l'un des moyens utilisés pour aider monétairement les propriétaires de petites entreprises.

Les 33 collectivités des TNO ont accès aux services des SDC, ce qui signifie que tous les Ténos bénéficient du soutien nécessaire pour réaliser leurs projets commerciaux.

Je remercie les conseils d'administration bénévoles et le personnel du réseau des SDC qui permettent à l'organisme de croître et de s'adapter aux besoins économiques de la communauté des affaires du Nord.

Monsieur Wally Schumann,
Ministre de l'Industrie, du Tourisme et de l'Investissement
Gouvernement des Territoires du Nord-Ouest

EXECUTIVE SUMMARY

This report provides performance data regarding the seven Community Futures Development Corporations (CFDCs) in the Northwest Territories (NWT) for the years 2016-17 and 2017-18.

The Government of the Northwest Territories (GNWT), through the Department of Industry, Tourism and Investment (ITI) Community Futures Program, funds six of the seven CFDCs currently operating in the NWT.

ITI views this program as important to its economic development efforts and supports CFDCs through:

- Year-to-year contribution funding for operations;
- Provision of investment fund capital; and
- Access to low cost capital via the NWT Business Development and Investment Corporation (BDIC).

The corporations operate independently of government as community-based, non-profit organizations overseen by a volunteer Board of Directors drawn from the communities served by their respective organizations.

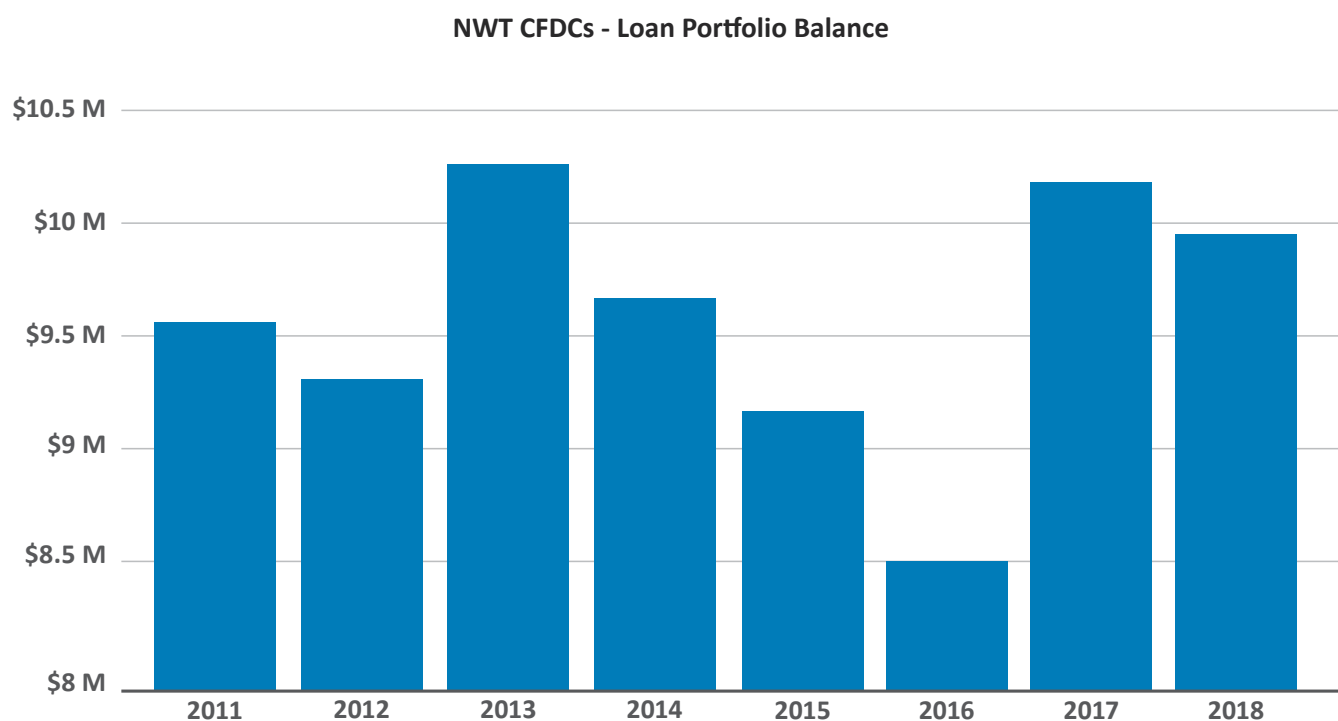
PROGRAM HIGHLIGHTS: 2016-2018

- CFDCs operate in all 33 communities in the NWT and directly employ 10 people. CFDCs rely on the skills and judgement of their employees and 34 community-based volunteer board members.
- In 2017-2018, CFDC activity supported businesses that created or maintained 91 full-time and 112 part-time jobs in the NWT. In 2016-2017, CFDC activity supported businesses that created and maintained 145 full-time and 56 part-time jobs in the NWT.
- CFDCs granted 51 loans totalling \$1.97 million during the 2017-2018 fiscal year; in 2016-2017 they granted 50 loans totalling \$3.30 million. The average size of each loan in 2017-2018 was \$38,575, compared to \$66,147 in 2016-2017.
- Of total loan disbursements in 2017-2018, some \$593,353 was disbursed in Level 2 communities; in 2016-2017 that total was \$490,856.
- Overall, CFDCs held a total loan portfolio balance of \$9.95 million in 2017-2018; in 2016-2017 that balance comprised \$10.23 million.
- In 2017-2018 funding provided by ITI to CFDCs was \$1.16 million; in 2016-2017 funding by ITI to CFDCs comprised \$1.29 million.
- In 2017-2018 total low cost loan capital provided by BDIC to CFDCs was \$731,324 compared to \$803,598 in 2016-2017.

LOAN PORTFOLIO: Total Value of Loans Portfolio by Year

The 2017-2018 CFDC loan portfolio balance totals \$9.95 million¹. This represents a significant amount in terms of small business borrowings in the NWT and is a testament to the enthusiasm and hard work of the Board members and staff of these organizations, as well as to the dynamic efforts of NWT entrepreneurs.

The following table illustrate the changing loan portfolio balances¹ held by NWT CFDCs over the last eight years.



¹ In fiscal 2016-2017 and 2017-2018 both the DACF and the SBDC were undergoing a reorganization process. At the time of publishing for this report:

- Loan portfolio balances for DACF for both fiscal years are unaudited and subject to revision.
- The loan portfolio balance for SBDC for 2017-2018 is unaudited and subject to revision

RÉSUMÉ

Dans le présent rapport, vous trouverez des données sur le rendement des sept sociétés de développement des collectivités (SDC) des Territoires du Nord-Ouest (TNO) durant les exercices 2016-2017 et 2017-2018.

Par l'entremise du programme de développement des collectivités du ministère de l'Industrie, du Tourisme et de l'Investissement, le gouvernement des Territoires du Nord-Ouest (GTNO) finance six des sept SDC en activité aux TNO.

Voici de quelle façon le MITI souligne l'importance de ce programme pour le développement économique :

- Financement des activités sous forme de contribution, année après année;
- Fourniture du capital de départ;
- Accès à un financement à faible taux d'intérêt par l'entremise de la Société d'investissement et de développement des TNO.

Indépendantes du gouvernement, les SDC sont enracinées dans la communauté locale, elles sont à but non lucratif et sont dirigées par un conseil d'administration bénévole local.

Faits marquants du programme : 2016 à 2018

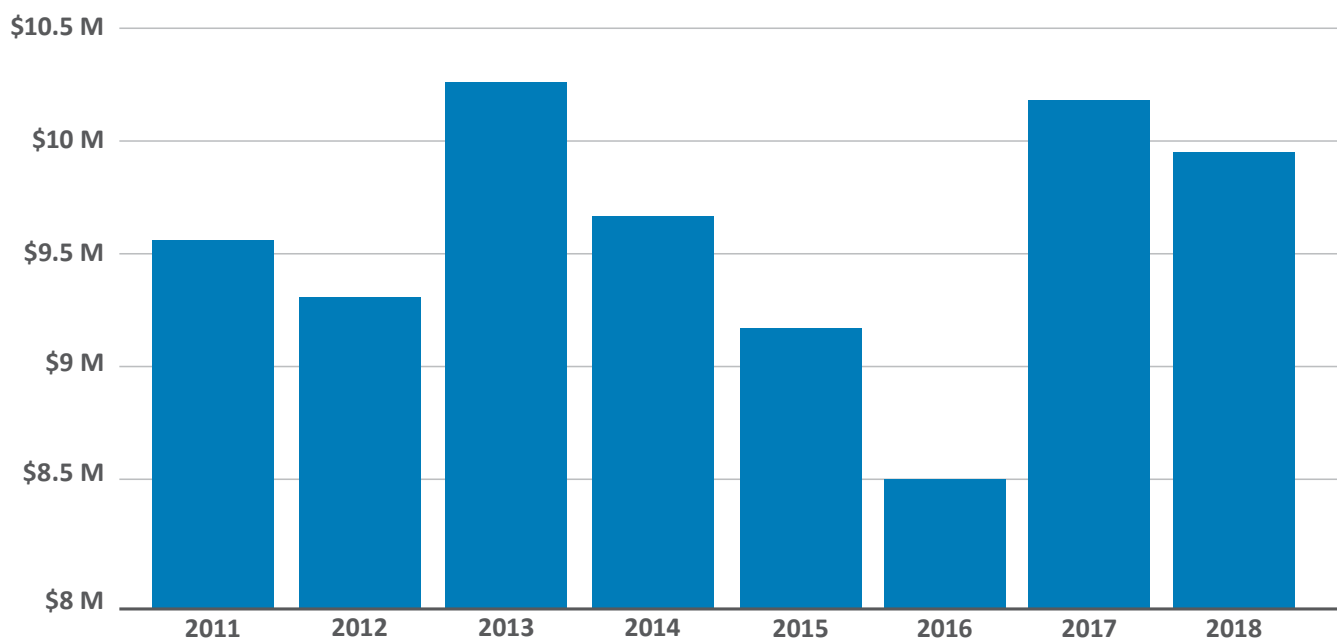
- Les SDC offrent leurs services dans les 33 collectivités des TNO et emploient directement dix personnes. Elles s'appuient sur les compétences et le discernement de leurs employés et des 34 membres des conseils d'administration bénévoles locaux.
- En 2017-2018, les SDC ont aidé des entreprises qui ont permis de créer ou de conserver 91 emplois à temps plein et 112 emplois à temps partiel aux TNO. En 2016-2017, les SDC ont fait la même chose pour 145 emplois à temps plein et 56 emplois à temps partiel aux TNO.
- Les SDC ont accordé 51 prêts pour un total de 1,97 million \$ durant l'exercice financier 2017-2018; en 2016-2017, elles ont accordé 50 prêts pour un total de 3,3 millions \$. En 2017-2018, les prêts se chiffraient en moyenne à 38 575 \$, comparativement à 66 147 \$ en 2016-2017.
- Du total des décaissements durant l'exercice 2017-2018, 593 353 \$ ont été décaissés dans des collectivités de niveau 2; en 2016-2017, le total a été de 490 856 \$.
- Dans l'ensemble, en 2017-2018, les SDC géraient des portefeuilles de prêts totalisant 9,95 millions de dollars; en 2016-2017, le total a été de 10,23 millions de dollars.
- En 2017-2018, le financement de programme total offert aux SDC par le MITI s'élevait à 1,16 million de dollars; en 2016-2017, il s'agissait d'un montant de 1,29 million de dollars.

Portefeuille de prêts : valeur totale des portefeuilles de prêts par année

Le solde du portefeuille de prêts de la SDC en 2017-2018 était de 9,95 millions \$¹. Il s'agit d'une somme importante en ce qui concerne les emprunts des petites entreprises aux TNO. Cette somme témoigne de l'enthousiasme et des efforts des membres des conseils d'administration et de leur personnel, ainsi que du dynamisme des entrepreneurs ténois.

Le tableau suivant illustre les variations du solde des portefeuilles de prêts des SDC des TNO au cours des huit dernières années.

SDC des TNO – Solde des portefeuilles de prêts



¹ Pendant les exercices financiers 2016-2017 et 2017-2018, la DACF et la SBDC étaient en restructuration. Au moment de la publication du présent rapport :

- Le solde du portefeuille de prêts de la DACF pour les deux exercices financiers n'a pas été vérifié et peut changer.
- Le solde du portefeuille de prêt de la SBDC pour l'exercice financier 2017-2018 n'a pas été vérifié et peut changer.

INTRODUCTION

The Government of the Northwest Territories (GNWT), through the Department of Industry, Tourism and Investment (ITI) Community Futures Program, funds six of the seven Community Futures Development Corporations (CFDCs) operating in the Northwest Territories (NWT).

These CFDCs are supported with funding provided from the GNWT in the form of:

- Year-to-year contribution funding for operations;
- Provision of investment fund capital; and
- Access to low cost capital via the NWT Business Development and Investment Corporation (BDIC).

The corporations operate independently of government as community-based, non-profit organizations overseen by a volunteer Board of Directors drawn from the communities served by their respective organizations.

PROGRAM BACKGROUND

The Community Futures Program was established in 1985 by Employment and Immigration Canada, now Employment and Social Development Canada (ESDC), which was responsible for the establishment of CFDCs throughout rural Canada. The program was part of a major effort by the Government of Canada to provide financial assistance in areas experiencing significant hardship due to loss of industry.

In the NWT, the program started in 1987 in response to the closure of the Pine Point mine with the formation of the Hay River and Area Community Futures Society. This is now known as the Southwest Territorial Business Development Corporation. A second program was formed in Inuvik in 1988 following the closure of the military base there and a downturn in oil and gas activity.

In 1994, Human Resources and Skills Development (HRSD) entered into negotiations to transfer the program to regional economic development agencies across Canada. In the NWT, where no federal economic development agency existed, the program was transferred to the GNWT. It is now administered by the Department of Industry, Tourism and Investment (ITI).

At the time of the transfer, four CFDCs operated in the NWT. The transfer agreement provided annual funding of approximately \$900,000, of which \$819,000 was operational funding for the four CFDCs, with the remainder of the funding used for a community futures consultant.

On April 1, 1999, the Territory of Nunavut was formed. Two of the four CFDCs were located in Nunavut and this resulted in an annual funding decrease for the NWT Community Futures Program budget of approximately \$400,000.

Since 2000, the GNWT has funded the addition of five new community futures organizations. There are seven CFDCs in the NWT and all 33 NWT communities now have access to the program. The seven organizations are:

Akaiicho Business Development Corporation	ABDC	Yellowknife
Dogrib Area Community Futures	DACF	Whatì
Dehcho Business Development Centre	DBDC	Fort Simpson
Sahtu Business Development Centre	SBDC	Norman Wells
Southwest Territorial Business Development Corporation	SWTBDC	Hay River
Thebacha Business Development Services	TBDS	Fort Smith
Western Arctic Business Development Corporation	WABDC	Inuvik

The DACF and SBDC have been undergoing re-structuring and were largely dormant throughout this reporting period.

Despite challenges – high operating costs, limited operational and capital resources, and a shortage of qualified workers – CFDCs in the NWT have been largely successful in meeting the needs of many small businesses.

PROGRAM DESCRIPTION

The mandate of each CFDC is to support community and business development through the creation and expansion of small and medium sized enterprises and the creation and maintenance of employment opportunities in NWT communities. CFDCs may provide the following services:

- Term loans and loan guarantees;
- Lines of credit;
- Letters of credit;
- Business planning and assistance;
- Information and training for entrepreneurs via regional workshops;
- Management training, monitoring and after-care;
- Access to business information and the Canada Business-NWT Service Centres;
- Access to state-of-the-art video conferencing technology; and
- Delivery of Human Resources Development Canada's Self-Employment Option Program*

CFDCs also have the flexibility to set their own priorities for economic development in their respective regions. This may include programs specific to the businesses in their regions, as well as special interest group initiatives such as targeted support for Indigenous entrepreneurs, youth entrepreneurs and women in business.

** The Self-Employment Options Program allows eligible individuals to continue receiving Employment Insurance while starting and establishing a small business. This program delivered by the GNWT Department of Education, Culture and Employment (ECE).*

PROGRAM REPORTING

A CFDC loan can be as large as \$200,000. Investment and loan funds administered by these corporations are designed to complement conventional funding provided by other financial institutions, the Business Development Bank of Canada or other territorial and federal funding programs.

CFDCs are staffed by employees trained in the field of community economic development. They are a valuable resource to prospective entrepreneurs, seasoned managers and local business leaders alike.

LOCAL INVOLVEMENT: Serving the Community

CFDCs are overseen by a volunteer Board of Directors. The members are drawn from the communities served by the respective corporation. CFDCs expend considerable resources in the training, guidance and assistance of local entrepreneurs and community leaders.

Board Member and Staffing Contingents

(As of March 31, 2018)

Region	CFDC	Board Members	Staff	# Communities Served	Population Served ¹
Dehcho	Dehcho	8	2	6	2,135
Beaufort Delta	Western Arctic	3 ²	2	8	6,880
North Slave	Akaiitcho	7	2 ³	2 ³	20,840
	Dogrib	4	0 ⁴	4	2,944
Sahtu	Sahtu	4 ⁵	2	5	2,637
South Slave	Southwest Territorial	2 ⁶	1	3	4,308
	Thebacha	6	1	5	4,797
Total		34	10	33	44,541

¹ Population statistics are drawn from the July 2018 Annual Population Estimates, NWT Bureau of Statistics. Numbers listed do not include communities with a population of 50 or less or unorganized areas.

² Western Arctic: Three board positions were vacant as of March 31, 2018.

³ Akaiitcho: One staff position is vacant as of March 31, 2018. This Community Futures Development Corporation serves three communities, however N'dilo is not listed separately from Yellowknife by the NWT Bureau of Statistics for the purposes of the population estimates (see also Page 13).

⁴ Dogrib: Staff positions were vacant as of March 31, 2018.

⁵ Sahtu: Three board positions were vacant as of March 31, 2018.

⁶ Southwest Territorial: One board position was vacant as of March 31, 2018.

LOAN ACTIVITY: Number and Value of Loans Approved

Economic development is a dynamic and evolving field of work. Demand for loan financing varies and not all loan applications are approved. All lenders, including those at CFDCs, must exercise prudent decision-making and good judgement.

Number of Loans Approved

Region	CFDC	2017-2018	2016-2017
Dehcho	Dehcho	12	15
Beaufort Delta	Western Arctic	22	9
North Slave	Akaiitcho	7	9
	Dogrib ¹	-	-
Sahtu	Sahtu ¹	-	1
South Slave	Southwest Territorial	5	8
	Thebacha	5	8
Total		51	50

Value of Loans Approved

Region	CFDC	2017-2018	2016-2017
Dehcho	Dehcho	\$ 398,796	\$ 289,770
Beaufort Delta	Western Arctic	\$ 486,392	\$ 704,888
North Slave	Akaiitcho	\$ 457,500	\$ 774,722
	Dogrib ²	-	-
Sahtu	Sahtu ²	-	\$ 89,086
South Slave	Southwest Territorial	\$ 495,000	\$ 1,215,000
	Thebacha	\$ 129,642	\$ 233,897
Total		\$ 1,967,331	\$ 3,307,363

¹ In fiscal 2016-2017 and 2017-2018 both the DACF and the SBDC were undergoing a reorganization process.

² The value of loans approved often fluctuates, dependent upon local economic conditions and business activity.

LOAN ACTIVITY: Some Comparatives

In 2017-2018, the five operating NWT CFDCs made 51 loans with a disbursement value of \$1.97 million. The table below shows how these numbers compare to the rest of Canada (excluding Québec and Yukon).

2017-2018	NWT	Canada <i>(excluding QC and YT)</i>
# of operating CFDCs	5	194
# of loans	51	3,899
\$ of loans	\$ 1,967,331	\$ 224,024,574
Average # of loans by # of CFDCs	10.2	20.1
Average \$ of loans by # of CFDCs	393,466	1,154,766
Average \$ of loans by # of loans	\$ 38,575	\$ 57,457

In 2016-2017, the six operating NWT CFDCs made 50 loans with a disbursement value of \$3.31 million. The table below shows how these numbers compare to the rest of Canada (excluding Québec and Yukon).

2016-2017	NWT	Canada <i>(excluding QC and YT)</i>
# of operating CFDCs	6	194
# of loans	50	4,475
\$ of loans	\$ 3,307,363	\$ 235,578,218
Average # of loans by # of CFDCs	8.3	23.1
Average \$ of loans by # of CFDCs	551,227	\$ 1,214,321
Average \$ of loans by # of loans	\$ 66,147	\$ 52,643

IMPACT ON COMMUNITIES: Loan Activity by Community Level

One objective of the Community Futures Program is to encourage increased business development in rural and remote communities. It does this by providing small business loans to small and medium sized enterprises. These funds may also be used to leverage other financing. The current and cumulative impacts of the CFDCs in the NWT are as substantial as they are positive.

ITI policy classifies the economic activity and potential of NWT communities into two levels:

Level 1 Communities

- These are the most developed communities in the NWT and are characterized by well-developed community business infrastructure and air/road transportation links.
- Includes the communities of Fort Smith, Hay River, Inuvik and Yellowknife.

Level 2 Communities

- These are communities with less-developed business infrastructure and air/road transportation links.
- Includes all NWT communities not listed as Level 1.

Loan Activity by Community Level (by fiscal year)

		2017-2018		2016-2017	
LEVEL 1	Akaiicho	\$ 457,500	7	\$ 774,722	9
	Southwest Territorial	\$ 495,000	5	\$ 1,215,000	8
	Thebacha	\$ 129,643	5	\$ 185,897	5
	Western Arctic	\$ 291,835	13	\$ 640,888	6
	Total	\$ 1,373,978		\$ 2,816,507	28
LEVEL 2	Akaiicho	\$ -	-	\$ -	-
	Dehcho	\$ 398,796	12	\$ 289,770	15
	Dogrib	\$ -	-	\$ -	-
	Sahtu	\$ -	-	\$ 89,086	1
	Thebacha	\$ -	-	\$ 48,000	3
	Western Arctic	\$ 194,557	9	\$ 64,000	3
	Southwest Territorial	\$ -	-	\$ -	-
Total	\$ 593,353		\$ 490,856	22	

IMPACT ON COMMUNITIES: Jobs Created by Region

CFDCs created and/or maintained some 91 full-time and 112 part-time jobs in the NWT during 2017-2018.

Number of Full-time Jobs Created and Maintained (2017-2018)

Region	CFDC	Full-Time Jobs	
		Created	Maintained
Dehcho	Dehcho	1	3
Beaufort Delta	Western Arctic	4	21
North Slave	Akaiitcho	11	34
	Dogrib	-	-
Sahtu	Sahtu	-	-
South Slave	Southwest Territorial	3	2
	Thebacha	1	11
Total		20	71

Number of Part-time Jobs Created and Maintained (2017-2018)

Region	CFDC	Part-Time Jobs	
		Created	Maintained
Dehcho	Dehcho	-	16
Beaufort Delta	Western Arctic	7	20
North Slave	Akaiitcho	12	47
	Dogrib	-	-
Sahtu	Sahtu	-	-
South Slave	Southwest Territorial	1	6
	Thebacha	1	2
Total		21	91

IMPACT ON COMMUNITIES: Jobs Created by Region

CFDCs created and/or maintained some 115 full-time and 74 part-time jobs in the NWT during 2016-2017.

Number of Full-time Jobs Created and Maintained (2016-2017)

Region	CFDC	Full-Time Jobs	
		Created	Maintained
Dehcho	Dehcho	1	5
Beaufort Delta	Western Arctic	19	16
North Slave	Akaiitcho	11	34
	Dogrib	-	-
Sahtu	Sahtu	-	1
South Slave	Southwest Territorial	5	6
	Thebacha	2	15
	Total	38	77

Number of Part-time Jobs Created and Maintained (2016-2017)

Region	CFDC	Part-Time Jobs	
		Created	Maintained
Dehcho	Dehcho	14	9
Beaufort Delta	Western Arctic	31	7
North Slave	Akaiitcho	3	-
	Dogrib	-	-
Sahtu	Sahtu	-	3
South Slave	Southwest Territorial	2	2
	Thebacha	1	2
	Total	51	23

ITI FUNDING

The following figures refer to ITI funding provided to CFDCs for fiscal years 2017-2018 and 2016-2017.

Total Funding Provided to CFDC by ITI

Region	CFDC	2017-2018	2016-2017
Dehcho	Dehcho	\$ 311,630	\$ 21,630
Beaufort Delta	Western Arctic	\$ 239,270	\$ 239,270
North Slave	Akaiicho	\$ 188,895	\$ 263,920
	Dogrib	\$-	\$-
Sahtu	Sahtu	\$ 270,000	\$ 312,000
South Slave	Southwest Territorial	\$-	\$-
	Thebacha	\$ 155,000	\$ 155,000
Total		\$ 1,164,795	\$ 1,291,820

Funding Provided to CFDC – Operational*(Contribution agreement and other contract based funding)*

Region	CFDC	2017-2018	2016-2017
Dehcho	Dehcho	\$ 203,630	\$ 203,630
Beaufort Delta	Western Arctic	\$ 239,270	\$ 239,270
North Slave	Akaiicho	\$ 80,420	\$ 155,420
	Dogrib	\$-	\$-
Sahtu	Sahtu	\$ 150,000	\$ 192,000
South Slave	Southwest Territorial	\$-	\$-
	Thebacha	\$ 155,000	\$ 155,000
Total		\$ 828,320	\$ 945,320

Funding Provided to CFDC – Economic Development Officer*(Community Transfer Initiatives)*

Region	CFDC	2017-2018	2016-2017
Dehcho	Dehcho	\$ 108,000	\$ 118,000
North Slave	Akaiicho	\$ 108,475	\$ 108,500
Sahtu	Sahtu	\$ 120,000	\$ 120,000
Total		\$ 336,475	\$ 346,500

**AKAITCHO BUSINESS
DEVELOPMENT
CORPORATION**

PO Box 427, Yellowknife, NT X1A 2N3
T: (867) 920-2502 | F: (867) 920-0363
E: akaitcho@akaitchobdc.com or
rstarnaud@akaitchobdc.com

Communities Served Yellowknife, N'Dilo, and Dettah

Population of Service Area 20,840
*July 2018, Annual Population Estimates,
NWT Bureau of Statistics*

- Services Provided**
- Commercial lending
 - Business information and skills development
 - Business seminars
 - Small business counselling
 - Monitoring and aftercare services
 - Assistance with writing business plans
 - Assistance with applications to funding agencies
 - Self-employment options program

- Staff**
- Raymond St. Arnaud, *General Manager*
 - Blair Whenham, *Senior Business Analyst*
 - Vacant, *Business Analyst*

- Incorporated**
- Not-for-profit corporation, *Canada Business Corporations Act*
 - Designated as an Aboriginal financial institution by the Government of Canada

- Board**
*Seven member volunteer board
(Membership as of March 2018)*
- Darrell Beaulieu, *Chair*
 - Shirley Tsetta, *Secretary/Treasurer*

- Directors**
- Jonas Sangris
 - Roy Erasmus Jr.
 - John Hazenberg
 - Steve Meister
 - Matt Mossman

- Ex-Officio**
- Kris Johnson, *ITI*
 - Leanne Taneton, *ITI*

Communities Served Fort Simpson, Fort Liard, Jean Marie River, Nahanni Butte, Wrigley, and Trout Lake

Population of Service Area 2,135
*July 2018, Annual Population Estimates,
NWT Bureau of Statistics*

Services Provided

- Commercial lending
- General business assistance
- Small business resource centre
- Video conferencing

Staff

- Todd Noseworthy, *General Manager*
- Sean Whelly, *Business Development Officer*

Incorporated

- Not-for-profit corporation, *Canada Business Corporations Act*
- Designated as an Aboriginal financial institution by the Government of Canada

Board
*Eight member volunteer board
(Membership as of March 2018)*

- John McKee, *Chair*
- Rosemary Gill, *Vice-Chair*
- Shadab Khana, *Secretary-Treasurer*

Directors

- Ruby Jumbo
- Yvonne Norwegian
- Pauline Campbell
- Gabe Hardisty
- Gus Croatto

**DOGRIB AREA
COMMUNITY FUTURES**

PO Box 92, Whatì, NT X0E 1P0
T: (867) 573-3140 | **F:** (867) 573-3142

Communities Served Behchokò, Whatì, Gamètì, and Wekweètì

Population of Service Area 2,944
*July 2018, Annual Population Estimates,
 NWT Bureau of Statistics*

Services Provided

- Commercial lending
- Canada business-NWT access site

Staff

- Staff Vacant, *General Manager*

Incorporated

- Incorporated Society, Societies Act of the Northwest Territories
- Designated as an Aboriginal financial institution by the Government of Canada

Board • Larry Baron, *Chair*
*Four member volunteer board
 (Membership as of March 2018)*

Directors

- Lisa Nitsiza
- Robert Moretti
- George Nitsiza
- Judal Dominicata

* Notice: In fiscal 2010/11 and continuing through 2017/18, the Dogrib Area Community Futures (DACF) began a reorganization process. The DACF can be contacted via the Industry, Tourism and Investment office in Behchokò. Please address correspondence to:

Mr. Larry Baron
Dogrib Area Community Futures
 PO Box 70
 Behchokò, NT X0E 0Y0

Communities Served Norman Wells, Tulita, Déljne, Colville Lake, and Fort Good Hope

Population of Service Area 2,637
*July 2018, Annual Population Estimates,
 NWT Bureau of Statistics*

Services Provided

- Commercial lending
- General business assistance
- Small business resource centre
- Video conferencing

Staff

- Candace Maxwell, *Administrative Assistant*
- Roberta Bighetty, *Economic Development Officer*

Incorporated

- Not-for-profit corporation, *Canada Business Corporations Act*
- Designated as an Aboriginal financial institution by the Government of Canada

Board
*Seven member volunteer board
 (Membership as of March 2018)*

- Tanya McCauley, *Chair***
- Vacant, *Secretary/Treasurer*

Directors

- Trudy Kochon
- Sally-Ann Horassi
- David Codzi
- Vacant
- Vacant

* Notice: In latter half of 2016-2017 and continuing through 2017-2018, the Sahtu Business development Centre (SBDC) underwent a reorganization process.

** Tanya McCauley was Chair until March 17, 2017 and since then there has not been a Chair.

**SOUTHWEST
TERRITORIAL BUSINESS
DEVELOPMENT
CORPORATION**

Suite #7, 6 Courtoreille St
Hay River, NT X0E 1G2
T: (867) 874-2510 | **F:** (867) 874-3255
E: swtbdc@northwestel.net

Communities Served Hay River, Enterprise, and Kátlodééche First Nation (Hay River Reserve)

Population of Service Area 4,308
*July 2018, Annual Population Estimates,
NWT Bureau of Statistics*

Services Provided

- Commercial lending
- Canada business-NWT access site

Staff Jeff Griffiths, *General Manager*

Incorporated Not-for-profit corporation, *Canada Business Corporations Act*

Board • Sharon Dragon, *Chair*
*Three member volunteer board
(Membership as of March 2018)*

Directors

- Gary Viziowski
- Vacant

**THEBACHA BUSINESS
DEVELOPMENT
SERVICES**

PO Box 25, Fort Smith, NT X0E 0P0
T: (867) 872-2795 | F: (867) 872-2824
E: tbd_manager@northwestel.net

Communities Served Fort Smith, Łutselk'e, Fort Resolution,
Fort Providence, and Kakisa

Population of Service Area 4,797
*July 2018, Annual Population Estimates,
NWT Bureau of Statistics*

Services Provided

- Commercial lending
- Small business resource centre
- Video conferencing
- Self-employment options program

Staff Linda Martin, *General Manager*

Incorporated Not-for-profit corporation,
Canada Business Corporations Act

Board • Tom Lockhart, *Chair*
*Six member volunteer board
(Membership as of March 2018)*

Directors

- Arthur Beck
- Earl Jacobson
- George Kurszewski
- Ronnie Schaefer
- Carol Collins

**WESTERN ARCTIC
BUSINESS DEVELOPMENT
CORPORATION**

Suite 204, 125 Mackenzie Road
PO Box 2360 Inuvik, NT X0E 0T0

T: (867) 777-2836 | **Toll Free:** 1-800-244-1203

F: (867) 777-3470,

E: generalmanager@northwestel.net or

loansofficer@northwestel.net

Communities Served Inuvik, Tuktoyaktuk, Aklavik, Fort McPherson, Paulatuk, Ulukhaktok, Sachs Harbour, and Tsiigehtchic

Population of Service Area 6,880
*July 2018, Annual Population Estimates,
NWT Bureau of Statistics*

- Services Provided**
- Commercial lending
 - Lines of credit
 - Letters of credit
 - Loan guarantees
 - Small business counselling and advisory services
 - Entrepreneurial training
 - Canada business–NWT access site
 - Video conferencing
 - Self-employment options program

- Staff**
- Arthur Barrows, *General Manager*
 - Younis Omer, *Loans Officer*

Incorporated Not-for-profit corporation,
Canada Business Corporations Act

- Board**
*Seven member volunteer board
(Membership as of March 2018)*
- Clarence Wood, *Chair*
 - Gary McBride, *Vice-Chair*
 - Derek Lindsay, *Treasurer*

- Directors**
- Taig Connell
 - Vacant
 - Vacant
 - Vacant

