

NWT MINERAL
DEVELOPMENT STRATEGY

PROGRESS REPORT

2016-2019

STRATÉGIE D'EXPLOITATION
DES MINÉRAUX DES TNO

RAPPORT D'ÉTAPE

2016 à 2019

Le présent document contient la traduction
française du résumé et des piliers de la SEM

Government of Northwest Territories
Gouvernement des Territoires du Nord-Ouest



Table of Contents

Executive Summary	3	Pillar Three:	
		Enhancing Indigenous	
The MDS	3	Engagement and Community	
PILLARS	3	Capacity Building	23
Achievements 2016-2019	3	Funding	23
		Funded and Non-Funded	
Next Steps	4	Activities	23
		Key Results	24
Résumé	5	Key Activities	24
La SEM	6	Pillar Four:	
PILIERES	6	Promoting Sustainability	26
Réalisations 2016-2019	6	Funding	27
		Funded and Non-Funded	
Prochaines étapes	8	Activities	27
		Key Results	28
Introduction	9	Key Activities	28
Background	10	Pillar Five:	
Vision and Principles of the		Enriching Workforce Development	
Mineral Development Strategy	10	and Public Awareness	31
Pillars and Goals of the Mineral		Funding	32
Development Strategy	11	Funded and Non-Funded	
		Activities	32
Implemented Programs	14	Key Results	33
Pillar One:		Key Activities	33
Creating a Competitive Edge	14		
Funding	14	Next Steps	38
Funded and Non-Funded			
Activities	14	Appendix A – MDS Budget	39
Key Results	15		
Key Activities	15	Appendix B – Select Mineral	
Investing in NWT Infrastructure		Deposits by Project/Deposit	
and Energy Development	18	Name – NWT	40
Pillar Two:		Notes	43
Establishing an Improved NWT			
Regulatory Environment	20		
Non- Funded Activities	21		
Key Results	22		
Key Activities	22		

Executive Summary

The Mineral Development Strategy Implementation Progress Report – 2016-2019 presents the results of activities carried out in relation to the NWT Mineral Development Strategy (MDS) from fiscal years 2016-2017 through 2018-2019.

The MDS is one of the Government of the Northwest Territories' (GNWT's) key policy instruments in improving investor and public confidence in the resource sector. Collaboration with stakeholders from government, are critical to the implementation of this 10 – 15 year Strategy.

Based on the MDS Implementation Plan 2014-19, the GNWT identified 67 activities that were being monitored on how well they contribute to the achievement of the five pillars and 24 goals of the MDS.

Since its release in 2013, several documents have been published to guide and track progress:

- MDS (2013)
- MDS Implementation Plan 2014 – 2015 (2014)
- MDS – Progress Report 2014 – 2015 (2015)
- MDS – GNWT Implementation Plan 2014 – 2019 (2016)
- MDS – Annual Report 2015 – 2016 (2017)
- MDS Performance Measures Report 2015 – 2016 (2017)

Implementation of the MDS supported 22 commitments in the GNWT's mandate for the 18th Legislative Assembly. Benefits

from the implementation of the MDS and non-renewable resource production in general enable investment in many of the priority areas of the Legislative Assembly.

Since 2014, the MDS has seen more than \$7.1 million invested by the GNWT in these initiatives.

The content of this document should be considered as interim reporting on outcomes until data from survey results and impact evidence for short and medium-term activities becomes available. For many activities, it will take several years before these can be included in an annual report. The achievements and outcomes outlined are presented with the best-available evidence for work carried out during 2016-2019.

A reporting plan is in place to track implementation and achievements of the MDS. The Performance Measurement Framework within the strategy allows for the regular collection of information and monitoring of how the Strategy and its related programs are doing at any point in time.

The MDS

The vision of the MDS is to realize, responsibly and sustainably, the full potential of our rich mineral resources and use it to support ongoing prosperity for Northwest Territories (NWT) residents and communities.

To realize the vision for mineral development, and to respond to identified needs, the MDS formulates five long-term goals, or strategy pillars:

PILLARS

1. Creating a Competitive Edge

- Establish the NWT as a destination of choice for responsible mineral investment, exploration and development.

2. Establishing an Improved NWT Regulatory Environment

- Improve client service and increase regulatory clarity and process certainty.

3. Enhancing Indigenous Engagement and Community Capacity Building

- Establish effective engagement, consultation and community capacity building processes.

4. Promoting Sustainability

- Ensure a lasting legacy including environmental stewardship and protection.

5. Enriching Workforce Development and Public Awareness

- Develop an educated, trained and readily available northern workforce and an awareness of the importance and impacts of the minerals development industry.

ACHIEVEMENTS 2016-2019

This year's reporting is different from the first MDS Implementation Progress Report April 1, 2014 – March 31, 2015. The first progress report on MDS implementation focused on the description of activities undertaken by the Government of the Northwest Territories (GNWT) and its partners in the context of new devolved legislative authorities and their management government-wide. This year's report focuses on communicating the key results of MDS activities.

Short-term outcomes are expected to be realized and reportable within five years, medium-term outcomes between five and 10 years, and long-term outcomes after 10 years.

During 2016-2019, the GNWT worked to implement 67 actions identified under the MDS.

In this second year of MDS implementation, nearly 25 percent of activities have identifiable results. The description of these activities and their outcomes present the core of this report.

Key activities funded by the MDS in 2016-2019 contributed to several short-term outcomes of MDS goals. Overall, the funded activities have:

- Continued to increase Northwest Territories Geological Survey's (NTGS) capacity to make quality geoscience information publicly available;

“THE VISION OF THE MDS IS TO REALIZE, RESPONSIBLY AND SUSTAINABLY, THE FULL POTENTIAL OF OUR RICH MINERAL RESOURCES AND USE IT TO SUPPORT ONGOING PROSPERITY FOR NORTHWEST TERRITORIES (NWT) RESIDENTS AND COMMUNITIES.”

- Increased the availability of mining and exploration incentives in the NWT;
- increased awareness of the NWT as a place to invest for mineral exploration and development;
- increased Indigenous participation in the exploration and mineral resource sectors; and
- increased awareness among NWT businesses of mining procurement opportunities.

Non-funded key activities in 2016-2019 also contributed to identifiable short-term outcomes. Overall, the non-funded activities have:

- led to increased investments in NWT transportation infrastructure;
- contributed to improved regulatory clarity and process certainty;
- contributed to the finalization of land, resource and self-government agreements;
- supported the completion of land use planning processes;
- contributed to the development of an educated, trained and readily available northern workforce;
- ensured that the benefits of mineral development are accruing to Indigenous communities and all NWT residents; and
- contributed to increased public awareness of the mineral exploration and mining industries, and related education opportunities.

Other MDS activities show the breadth and depth of the GNWT's commitment to promoting responsible mineral resource development in the NWT through cross-departmental and cross-stakeholder participation, and in partnership with Indigenous governments and external partners.

Next Steps

The Mineral Development Strategy (MDS) is a ten to fifteen year Strategy with short, medium and long term outcomes, correlating to five, ten, and fifteen year time horizons.

Moving towards the 19th Legislative Assembly, this Strategy remains the guiding document for supporting responsible, sustainable mineral development in the interest of providing long-term benefits to NWT residents.

As a long-term strategy, the MDS must be flexible. Commitments made in the Strategy require ongoing updates to the implementation of these short, medium and long terms goals as outlined in the five-year Implementation Plan. It has always been clear that long-term collaboration and involvement of many partners is required for the successful implementation of the MDS, and for the long-term prosperity of the NWT.

The GNWT is committed to ensuring the MDS maintains its relevancy and evolves with the changing needs of the NWT. The next key step will be a review of recommendations received from MDS partners on opportunities to improve implementation work and determine whether the MDS is having the intended impact.

To that end, the Department of ITI is working towards a five-year review of the MDS in order to refresh and refocus the Strategy for the next five years to better achieve the desired outcomes, and a MDS that is reflective of the Post Devolution NWT.

The GNWT is in a good position with the information collected based on the first five years of the implementation of the MDS to examine successes and make course corrections where required.

It is also an opportunity to ensure the goals and actions of the MDS reflect the current state of the mining industry.

Résumé

Le *Rapport d'étape 2016 à 2019 sur la mise en œuvre de la Stratégie d'exploitation des minéraux* présente les résultats des activités menées dans le cadre de la *Stratégie d'exploitation des minéraux (SEM)* de l'exercice financier 2016-2017 à l'exercice financier 2018-2019.

La SEM est l'une des politiques clés du GTNO pour rehausser la confiance des investisseurs et du public à l'égard de l'exploitation des ressources. La collaboration avec les intervenants du gouvernement est essentielle pour la mise en œuvre de cette stratégie sur 10 à 15 ans.

S'appuyant sur le plan de mise en œuvre 2014 à 2019, le GTNO a cerné 67 activités qui ont fait l'objet d'un suivi visant à mesurer leur contribution à l'atteinte des cinq priorités et des 24 objectifs de la SEM.

Depuis l'élaboration de la stratégie en 2013, plusieurs documents ont été publiés pour l'orienter ou en suivre les progrès (les pages liminaires de ces documents peuvent contenir un résumé en français) :

- SEM (2013)
- Plan de mise en œuvre de la SEM 2014-2015 (2014)
- SEM – Rapport d'étape 2014-2015 (2015)
- SEM – Plan de mise œuvre du GTNO 2014 à 2019 (2016)
- SEM – Rapport annuel 2015-2016 (2017)
- Rapport sur la mesure du rendement de la SEM 2015-2016 (2017)

La mise en œuvre de la SEM soutient 22 engagements énoncés dans le mandat de la 18^e Assemblée législative des Territoires du Nord-Ouest. Les avantages tirés de la mise en œuvre de la SEM et de l'exploitation de ressources non renouvelables en général permettent d'investir dans bon nombre de programmes et services jugés prioritaires par l'Assemblée législative.

Depuis 2014, la SEM a permis des investissements du GTNO de plus de 7,1 millions de dollars dans ces initiatives.

Le contenu du présent document doit être considéré comme un rapport d'étape sur les résultats à ce jour, jusqu'à ce que des données provenant de sondages et des faits probants sur l'impact de la SEM (activités à court ou à moyen terme) soient disponibles. Pour bon nombre d'activités, il faudra plusieurs années avant de pouvoir se prononcer à leur sujet dans un rapport annuel. Les réalisations et résultats mesurables jusqu'ici pour la période de 2016 à 2019 y sont présentés.

Un plan de compte rendu est en place pour suivre la mise en œuvre de la SEM et les réalisations concrètes découlant de cette stratégie. Le « cadre de mesure du rendement » permet de recueillir de l'information de façon régulière et de constater dans quelle mesure la SEM et ses programmes connexes portent leurs fruits, à un point quelconque dans le temps.

La SEM

Voici l'ambition définie pour la SEM des TNO : réaliser le plein potentiel de nos abondantes ressources minérales, de façon responsable et durable, en vue de favoriser une prospérité permanente pour les résidents et les collectivités des Territoires du Nord-Ouest.

Pour concrétiser cette ambition et combler du mieux possible les besoins qui ont été cernés, la SEM repose sur les cinq objectifs à long terme ci-dessous – autrement dit, sur cinq piliers.

PILIERES :

1. Créer un avantage concurrentiel

- Rehausser l'intérêt envers les TNO en tant que destination de choix pour les entreprises qui veulent faire des investissements, de l'exploration et de l'exploitation responsables et viables dans le secteur minier.

2. Établir un contexte réglementaire amélioré pour les TNO

- Améliorer le « service à la clientèle »; rendre la réglementation plus claire et relever le niveau de fiabilité des divers processus.

3. Rehausser le niveau de participation de la population autochtone ainsi que les capacités des collectivités

- Susciter une mobilisation efficace, faciliter le dialogue et soutenir le renforcement des capacités.

4. Promouvoir la durabilité

- Assurer un legs durable pour les prochaines générations, notamment grâce à une saine intendance environnementale et à de bonnes mesures de protection de l'environnement.

5. Enrichir le développement de la main-d'œuvre et la sensibilisation du public.

- Former une main-d'œuvre ténosé éduquée, qualifiée et disponible ainsi que sensibiliser le public à l'importance et à l'incidence de l'industrie de l'exploitation minière.

RÉALISATIONS 2016-2019

Le présent rapport est différent du premier (Mise en œuvre de la Stratégie d'exploitation des minéraux des Territoires du Nord-Ouest – Rapport d'étape; du 1^{er} avril 2014 au 31 mars 2015). Ce dernier avait pour but de décrire les activités entreprises par le GTNO et ses partenaires, dans le contexte du transfert alors récent d'une série de

responsabilités au gouvernement territorial – et de la nécessité, pour notre appareil gouvernemental, de prendre en charge de nouvelles responsabilités. Cette année, le rapport met l'accent sur la communication des principaux résultats des activités menées dans le cadre de la SEM.

Selon toute vraisemblance, les résultats à court terme devraient avoir été atteints (et faire partie du compte rendu) d'ici les cinq prochaines années; les résultats à moyen terme pourront être précisés d'ici 5 à 10 ans et les résultats à long terme, dans une dizaine d'années.

De 2016 à 2019, le GTNO a travaillé à la mise en œuvre de 67 mesures dans le cadre de la SEM.

Au cours de la deuxième année de mise en œuvre de la SEM, près du quart des activités ont mené à des résultats identifiables. La description et les résultats de ces activités représentent l'essentiel des pages qui suivent.

Quelques activités financées dans le cadre de la SEM en 2015-2016 ont engendré des résultats à court terme. Dans l'ensemble, ces activités ont généré les bénéfices suivants :

- Poursuite des efforts de rehaussement des capacités de la Commission géologique des TNO qui a pu ainsi publier encore plus d'information géoscientifique de qualité.

- Meilleure disponibilité des programmes d'encouragement aux activités d'exploration et d'exploitation minières aux TNO.
- Hausse de la notoriété des TNO à titre d'endroit propice aux investissements dans l'exploration et l'exploitation de ressources minérales.
- Plus grande participation des groupes autochtones aux activités d'exploration et d'exploitation des ressources minérales.
- Plus grande connaissance des possibilités d'approvisionnement des sociétés minières parmi les dirigeants d'entreprises ténaises.

D'autres activités non financées dans le cadre de la SEM ont mené à des résultats à court terme. Dans l'ensemble, ces activités ont généré les bénéfices suivants :

- Hausse des investissements dans les infrastructures de transport aux TNO
- Plus grande clarté de la réglementation et plus grande fiabilité des processus
- Parachèvement d'accords sur les terres, les ressources et l'autonomie gouvernementale
- Élaboration de processus pour la planification de l'aménagement des terres

- Développement d'une main-d'œuvre ténaise bien formée et employable
- Prise de conscience des avantages des activités minières pour les collectivités autochtones, mais aussi pour l'ensemble des résidents des TNO
- Meilleure compréhension, par la population, des entreprises d'exploration et d'exploitation des minéraux, et des possibilités de formation qui en découlent.

D'autres activités liées à la SEM illustrent l'engagement réel du GTNO à promouvoir un développement responsable des ressources minérales du

territoire. Citons par exemple la collaboration interministérielle et la collaboration entre les diverses parties intéressées, sans oublier les partenariats avec les gouvernements autochtones et autres partenaires extérieurs.

Prochaines étapes

La Stratégie d'exploitation des minéraux (SEM) est une stratégie échelonnée sur dix à quinze ans dont les résultats à court, moyen et long terme sont corrélés à des horizons temporels de cinq, dix et quinze ans.



« VOICI L'AMBITION DÉFINIE POUR LA SEM DES TNO : RÉALISER LE PLEIN POTENTIEL DE NOS ABONDANTES RESSOURCES MINÉRALES, DE FAÇON RESPONSABLE ET DURABLE, EN VUE DE FAVORISER UNE PROSPÉRITÉ PERMANENTE POUR LES RÉSIDENTS ET LES COLLECTIVITÉS DES TERRITOIRES DU NORD-OUEST. »

À l'approche de la 19^e Assemblée législative, cette stratégie demeure le document d'orientation pour soutenir l'exploitation responsable et durable des minéraux, afin que cette exploitation offre des avantages à long terme aux Ténos. Puisque la SEM est une stratégie à long terme, elle se doit d'être souple. Les engagements pris dans le cadre de la stratégie nécessitent des mises à jour constantes de la réalisation de ses objectifs à court, à moyen et à long terme, qui sont décrits dans le plan de mise en œuvre quinquennal. Il a toujours été évident que la collaboration et la participation à long terme de nombreux partenaires sont nécessaires à la mise en œuvre réussie de la SEM et à la prospérité à long terme des TNO. Le GTNO est déterminé à veiller à ce que la SEM demeure pertinente et évolue en fonction des besoins changeants des TNO. La prochaine étape clé consistera à examiner les recommandations reçues des partenaires de la SEM au sujet des possibilités d'améliorer le travail de mise en œuvre et de déterminer si la stratégie a l'impact prévu.

À cette fin, le ministère de l'Industrie, du Tourisme et de l'Investissement prépare actuellement un examen quinquennal de la SEM en vue de renouveler et de réorienter la Stratégie pour les cinq prochaines années. Nous souhaitons faciliter l'obtention des résultats souhaités et mieux tenir compte du transfert des responsabilités aux TNO.

Grâce à l'information recueillie au cours des cinq premières années de la SEM, le GTNO est vraiment en mesure d'examiner les aspects positifs et d'apporter des correctifs, s'il y a lieu.

Enfin, c'est aussi une occasion de veiller à ce que les objectifs et les mesures prises dans le cadre de la SEM reflètent la réalité actuelle de l'industrie minière.

Introduction

The Mineral Development Strategy Implementation Progress Report – 2016-2019 presents the results of activities carried out in relation to the NWT Mineral Development Strategy (MDS) from fiscal years 2016-2017 through 2018-2019.

The MDS is one of the Government of the Northwest Territories' (GNWT's) key policy instruments in improving investor and public confidence in the resource sector. Collaboration with stakeholders from government, are critical to the implementation of this 10 – 15 year Strategy.

Based on the MDS Implementation Plan 2014-19, the GNWT identified 67 activities that were being monitored on how well they contribute to the achievement of the five pillars and 24 goals of the MDS.

Since its release in 2013, several documents have been published to guide and track progress:

- MDS (2013)
- MDS Implementation Plan 2014 – 2015 (2014)
- MDS – Progress Report 2014 – 2015 (2015)
- MDS – GNWT Implementation Plan 2014 – 2019 (2016)
- MDS – Annual Report 2015 – 2016 (2017)
- MDS Performance Measures Report 2015 – 2016 (2017)

Implementation of the MDS supported 22 commitments in the GNWT's mandate for the 18th Legislative Assembly. Benefits from the implementation of the MDS and non-renewable resource production in general enable investment in many of the priority areas of the Legislative Assembly.

Since 2014, the MDS has seen more than \$7.1 million invested by the GNWT in these initiatives.

The content of this document should be considered as interim reporting on outcomes until data from survey results and impact evidence for short and medium-term activities becomes available. For many activities, it will take several years before these can be included in an annual report. The achievements and outcomes outlined are presented with the best-available evidence for work carried out during 2016-2019.

A reporting plan is in place to track implementation and achievements of the MDS. The Performance Measurement Framework within the strategy allows for the regular collection of information and monitoring of how the Strategy and its related programs are doing at any point in time.

Background

In accordance with the GNWT's priority to strengthen and diversify the NWT economy by "developing a socially responsible and environmentally sustainable economic development and mining strategy", ITI developed the NWT Economic Opportunities Strategy (EOS) and the MDS.

Work on the MDS commenced with the release of a discussion paper that outlined the key issues important to the development of a GNWT mineral strategy.

The development of the MDS was based on input received from across the NWT. A Stakeholder Engagement Panel held 40 meetings and met with industry representatives, Indigenous governments, organizations and businesses, non-governmental organizations, and Members of the Legislative Assembly. Results were published in the Pathways to Mineral Development report in April 2013, and recommendations from this report assisted in laying the foundation for the MDS.

The MDS was published in 2013 and the Northwest Territories Mineral Development Strategy GNWT Implementation Plan

2014 – 2015 was released in 2014. The MDS Progress Report 2014 – 2015 provided the context of new authorities and their management government-wide in October 2016.

The Mineral Resources Division (MRD) of ITI is responsible for monitoring implementation and coordinating annual reporting on the MDS. In 2015 – 2016, the original implementation plan was reviewed and updated to create a five-year plan for 2014 – 2019.

Based on the Implementation Plan, a Performance Measurement Framework was also established to regularly collect information for monitoring and annual reporting. Performance measures, quantitative or qualitative in nature, come from a variety of data sources including administrative data (i.e. the program files of a division or department), financial information, stakeholder feedback (such as surveys), or other sources such as GNWT Bureau of Statistics or Government of Canada data.


A total of 43 output measures, 29 short-term outcome measures, 27 medium-term outcome measures and 4 long-term outcome measures are outlined in the MDS Performance Measurement Framework.

VISION AND PRINCIPLES OF THE MINERAL DEVELOPMENT STRATEGY

The Vision of the Mineral Development Strategy is to realize, responsibly and sustainably, the full potential of our rich mineral resources and to foster lasting opportunities and prosperity for NWT residents and communities.

The Mineral Development Strategy followed six guiding principles:

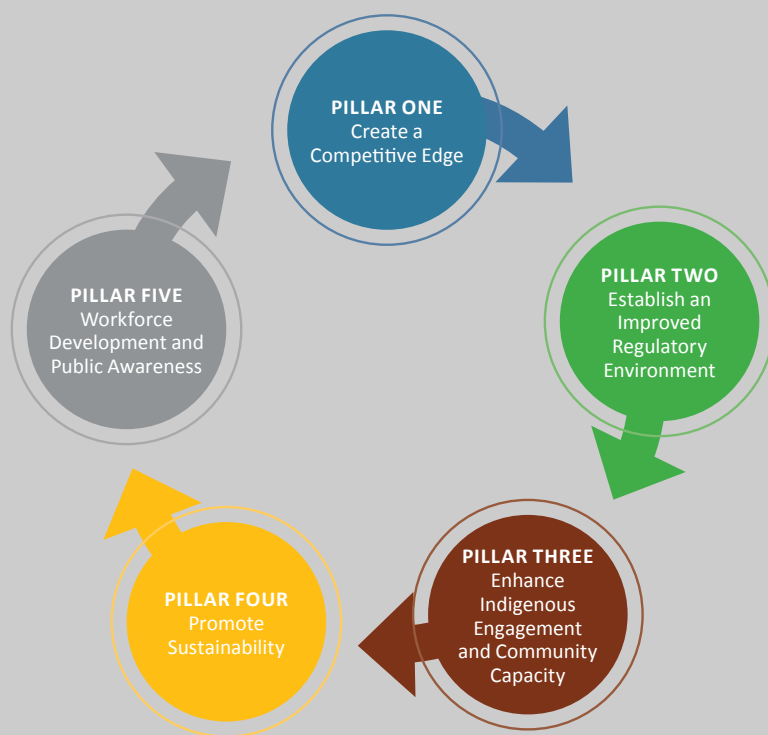
1. Mineral development should provide a legacy of positive benefits for NWT residents.
2. The environment must be considered and respected.
3. Clear, transparent and certain regulations to guide responsible, sustainable mineral development.
4. The rights and traditions of Indigenous people should be respected.
5. Cooperation and partnerships are essential to achieve sustainable mineral development.
6. The NWT is a destination of choice for responsible and sustainable mineral development, exploration and development.

 "SINCE 2014, THE MDS HAS SEEN MORE THAN \$7.1 MILLION INVESTED BY THE GNWT IN THESE INITIATIVES."

Pillars + Goals

of the Mineral Development Strategy

The Mineral Development Strategy defines five pillars through which the vision of the Strategy will be fulfilled.



Pillar	Goal
<p>PILLAR ONE: Creating a Competitive Edge</p> <p>Establish the NWT as a destination of choice for responsible mineral investment, exploration and development</p>	<ul style="list-style-type: none"> 1.1 World-class geoscience information is publicly available and contributes to enhancing exploration and development activity in the NWT 1.2 Expenditures in grassroots exploration activities in the NWT increase yearly and the NWT increases its share of total Canadian exploration investment 1.3 Investment in infrastructure and energy development in the NWT improves access to mineral potential 1.4 Investors in North America and globally see the NWT as an attractive place to invest in mineral development
<p>PILLAR TWO: Establishing an Improved NWT Regulatory Environment</p> <p>Improve client service and increase regulatory clarity and process certainty</p>	<ul style="list-style-type: none"> 2.1 Implement incentive programs for prospectors and exploration businesses 2.2 Improve client services and increasingly responsive decision-making related to NWT regulatory processes 2.3 Increased cooperative initiatives with NPMO 2.4 All stakeholders are knowledgeable about the regulatory processes that the mining sector is subject to
<p>PILLAR THREE: Enhancing Aboriginal Engagement and Community Capacity Building</p> <p>Establish effective engagement, consultation and community capacity building processes</p>	<ul style="list-style-type: none"> 3.1 Aboriginal governments are better positioned to effectively participate in all stages of the mineral development process in the NWT 3.2 Communities are able to effectively participate in regulatory processes 3.3 Communities are able to benefit from opportunities as a result of mineral exploration and development
<p>PILLAR FOUR: Promoting Sustainability</p> <p>Ensure a lasting legacy including environmental stewardship and protection</p>	<ul style="list-style-type: none"> 4.1 Land use planning processes (including LUSF, land use plans and the Protected Areas Strategy) are completed and implemented in the NWT 4.2 Effective mine reclamation planning, execution, inspections and monitoring are adopted 4.3 Responsible and sustainable development through sound environmental practice is conducted through all phases of exploration and development which is incorporated into mineral development investment decisions 4.4 The impacts of development are adequately mitigated and carefully monitored 4.5 The Socio-Economic Agreement process is further improved upon 4.6 Businesses are better equipped to respond to opportunities created by sustainable mineral development in the NWT 4.7 Benefits of mineral development accrue to Aboriginal communities and all NWT residents
<p>PILLAR FIVE: Enriching Workforce</p> <p>Development and Public Awareness Develop an educated, trained and readily available northern workforce and an awareness of the importance and impacts of the minerals development industry</p>	<ul style="list-style-type: none"> 5.1 Enable NWT residents to benefit from employment opportunities in the mineral resource development sector by decreasing gaps between mining hiring requirements and available NWT talent forecast 5.2 Develop an educated, skilled and trained northern workforce that meets the mining sector's current and future needs 5.3 Improve student achievement, increase high school graduation rates 5.4 Develop and implement training and certification standards for the mining sector 5.5 Increase Northerners' understanding of the mining industry and the associated educational requirements, training opportunities and employment possibilities 5.6 Work with the mineral development sector to promote, develop and deliver educational and career related programs to students and other interested Northerners

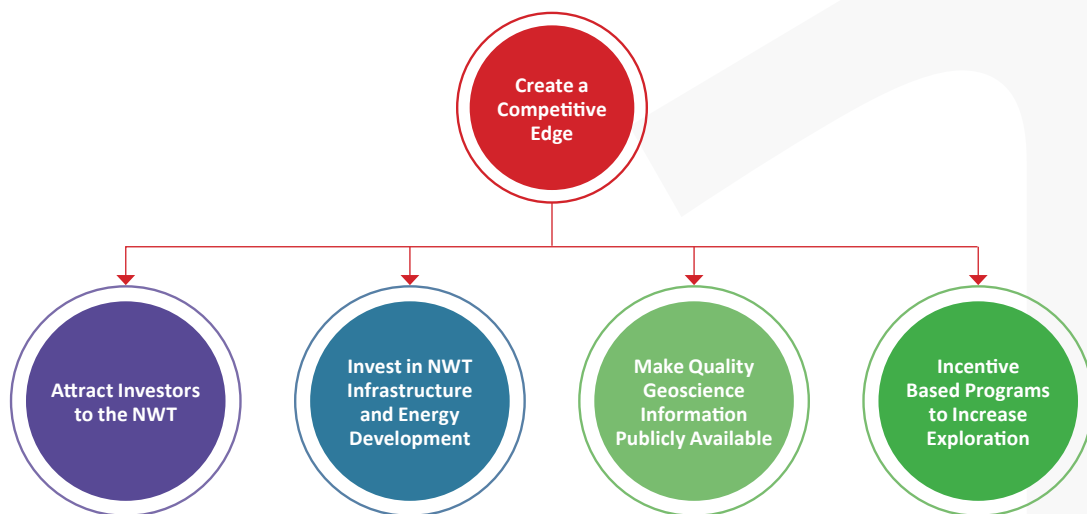
The MDS is collaboratively implemented between many stakeholders within the mining industry in different capacities. Below is a summary of partner organizations participating in the implementation of the Strategy.

	PILLAR 1: Create a Competitive Edge	PILLAR 2: Establish an Improved Regulatory Environment	PILLAR 3: Enhance Indigenous Engagement and Community Capacity	PILLAR 4: Promote Sustainability	PILLAR 5: Workforce Development and Public Awareness
CanNor	X	X	X		X
NRCan	X	X	X	X	X
ESDC					X
CIRNAC		X	X		
GNWT					
ITI - CSCR			X		X
ITI - MRO, MPRD	X	X			X
ITI - NTGS	X			X	
EIA			X		
ECE			X		X
ENR		X		X	
Finance	X				
Lands		X		X	
Infrastructure (INF)	X			X	
Aurora College			X		X
Chamber of Mines, NWT and NU	X	X			X
Mine Training Society					X

Implemented Programs

PILLAR ONE Creating a Competitive Edge

Establish the NWT as a destination of choice for responsible mineral investment, exploration and development.



FUNDING

	2016-17	2017-18	2018-19	Total
Make Quality Geoscience Information Publicly Available	\$623,000	\$623,000	\$623,000	\$1,869,000
Incentive Based Programs to Increase Exploration	\$400,000	\$1,000,000	\$1,000,000	\$2,400,000
Attract Investors to the NWT	\$140,000	\$140,000	\$140,000	\$420,000
	\$1,163,000	\$1,763,000	\$1,763,000	\$4,689,000

FUNDED AND NON-FUNDED ACTIVITIES

	Funded Activities	Non-Funded Activities
Make Quality Geoscience Information Publicly Available	Hired 2 NTGS Specialists	Used MDS Funding to Leverage other Funding Sources
	Upgraded and Replaced Web Portal	Illustrate the Geology/Resource Potential of Indigenous Lands
	Compiled NWT Bedrock by Area	Attain Research Licenses and Report back to Communities
	Conducted Surficial, Geophysical and Permafrost Research	
Incentive Based Programs to Increase Exploration	Implement the Mining Incentive Program	
	Implement the Exploration Incentive Program/Work Credit Program	
Invest in NWT Infrastructure and Energy Development	Conduct Corridor Access Program	Implement the 3-year Energy Action Plan
		Centralize Responsibility for Energy
		Leverage the Energy Requirement of Mining Developments with the Objective of Lowering the Cost of Energy in the NWT
		Pursue Infrastructure Funding Opportunities
Attract Investors to the NWT	Establish a Marketing and Promotions Unit	Launch the “Unlocking our Potential” Brand
	Implement a Promotion and Marketing Strategy	

KEY RESULTS

- Since 2017, areas where new geological information has been released have experienced an increased number of mineral claims and prospecting permits recorded.
- The Mining Incentive Program has leveraged nearly \$7.3 million in exploration spending from roughly \$2.2 million in investment
- The value of work credits approved grew significantly year-over-year from 2016-17 to 2018-19.
- \$211,438,000 in Capital Investment has been secured since 2016-17.
- 134 km of roads have been completed in the last 3 years.
- According to the Fraser Institute’s Survey of Mining Companies the NWT ranked 10th worldwide for Overall Investment Attractiveness (up from 35 in 2015) and 1st in Canada and 4th worldwide (up from 21st worldwide in 2015) for Best Practices Mineral Potential as of 2018. This is a significant improvement over the last few years.

KEY ACTIVITIES

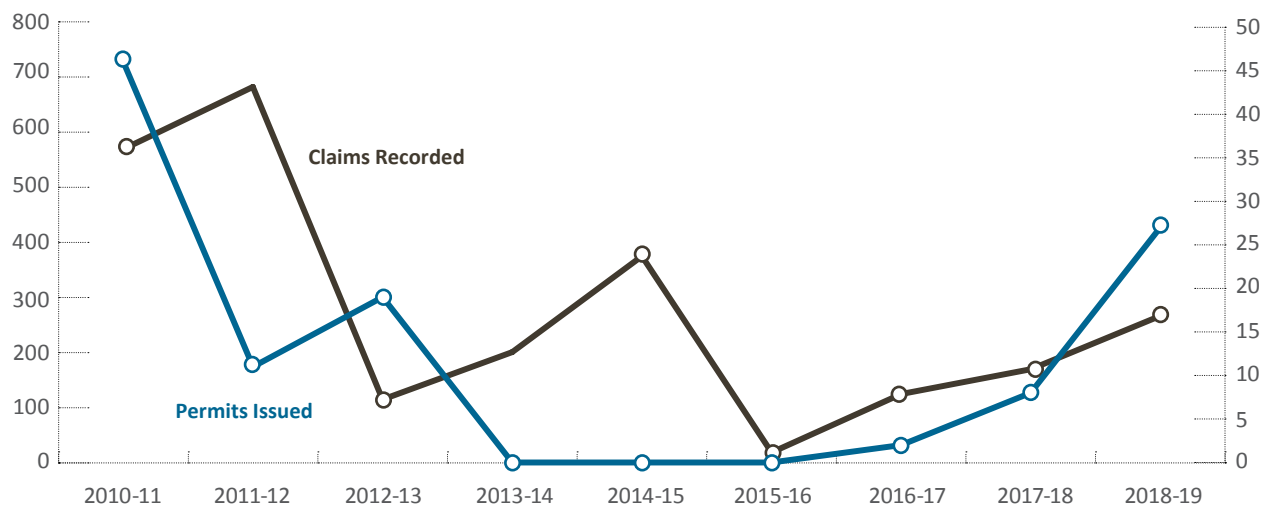
Making Quality Geoscience Information Publicly Available

Through the MDS, the NTGS was able to increase its capacity to produce quality geoscience information by hiring a Surficial Geologist and a Geophysicist.

These specialists contributed to the goals of the MDS by providing expert geophysical interpretation and re-interpretation and preparing detailed surficial geology maps and a new bedrock geology map.

Over the last three years, there has been significant interest in the reports, publications and maps that

Graph: Number of Mineral Claims and Prospecting Permits



the NTGS makes available. This is in-part driven by a newly designed website. In 2018 12,504 documents were downloaded and 1,100 maps were viewed from the website.

Significantly the areas where new geoscience information was released, since 2017, had an increasing number of mineral claims and prospecting permits recorded.

Incentives to Increase Grassroots Exploration Activities

Mining Incentive Program

The Mining Incentive Program (MIP) provides funding to qualifying projects led by prospectors and exploration companies in the NWT.

The Program is intended to stimulate mineral exploration activity and reduce the risk for grassroots explorers. It is modeled after successful incentive programs offered by other Canadian jurisdictions.

In 2017, funding for the program was increased from \$400,000 annually to \$1 million annually to better support the future of exploration in the Northwest Territories and remain competitive with other jurisdictions.

The program disbursements for the past three fiscal years are as follows:

2018-19: As of December 2018, the MIP dispersed \$991,475 in funding to 17 projects (nine prospector projects, and eight companies).

2017-18: MIP dispersed \$992,475 in funding to 18 projects (nine prospectors and nine companies)

2016-17: MIP dispersed \$973,555 in funding to 13 projects (six prospectors and seven companies)

The program has had impressive results. Since 2016, it has leveraged nearly \$7.3 million in additional exploration spending from roughly \$2.2 million in GNWT investment.

And interest has remained strong from the industry: In 2018-2019,

Table: Value of Work Credits Approved Under the Work Credits Program

	2016-17	2017-18	2018-19	Total
Value of Work Credits Approved	\$2,640,865.71	\$3,583,996.24	\$7,306,971.41	\$13,531,833.40

the MIP was oversubscribed by 3.4 times the available program budget, with a total request of \$3,439,630 from 20 companies and 14 prospectors.

Work Credit Program

The Work Credit Program (WCP) grants additional work credits for expenditures that are spent on eligible exploration activities of up to 150%. These work credits are applied to a mining claim in order to maintain the right to explore for minerals as required by the Mining Regulations.

The program is designed to encourage explorers to maintain their claims and complete more work in tough economic times.

Participants are granted work credits for expenditures that are spent on eligible exploration activities of up to 150%.

The program has had significant uptake. The value of work credits approved grew significantly year-over-year from fiscal years 2016-17 to 2018-19.

The program has been renewed through March 31, 2021 to continue to respond to challenges in the marketplace.

Table: Investments in NWT Infrastructure By Source

Measurements	2016-17	2017-18	2018-19
Annual GNWT capital investment secured	\$66,500,000	\$48,210,000	\$96,728,000
Total spending from all sources (separated out by source)	\$59,504,000	\$63,402,000	\$42,399,000
Total \$ value of investment secured from non-GNWT sources (e.g. GoC, P3)	\$43,012,000	\$44,120,000	\$26,390,000
Number of infrastructure projects in regulatory approvals process, under construction, and completed	Transportation Projects Under construction Inuvik to Tuk Hwy Canyon Creek	Transportation Projects In Regulatory approval TASR MGA Under construction 1. Canyon Creek Completed 1. Inuvik to Tuk	Transportation Projects In Regulatory approval TASR MVH Completed 1. Canyon Creek
	Energy Projects (all completed) 28 Energy Efficiency 3 Biomass Heating 2 Utility Scale Solar	Energy Projects (all completed) 25 Energy Efficiency 1 Biomass Boiler 4 Utility Scale Solar	Energy Projects (all completed) 7 Energy Efficiency 5 Biomass Heating
Annual number of kilometers of road / rail / transmission lines completed (both private and public)	None completed	Roads 120 km (ITH)	Roads 14 km (Canyon Creek Access Road)

Legend

ITH - Inuvik

TASR - Behchokò

Canyon Creek Access Road - Norman Wells

MGA - Mount Gaudet Access - Wrigley

MVH - Mackenzie Valley Highway

INVESTING IN NWT INFRASTRUCTURE AND ENERGY DEVELOPMENT

Infrastructure is essential for a successful minerals industry. The MDS recognizes this fact, and that the NWT has a unique challenge in meeting these needs as a vast jurisdiction with a small tax base.

Types of stand-alone infrastructure required in remote areas may include:

- Airstrips
- Roads,
- Energy generation,
- Fuel storage facilities,
- Accommodation complexes.

The GNWT continues to engage the federal government to advance infrastructure investments that will improve access to the territory's mineral potential, and reduce the cost of doing business for all in the territory.

Attracting Investors to the NWT

The Department of ITI currently leads the increased marketing efforts recommended by the MDS using the Unlocking our Potential brand and its accompanying marketing plan.

This has brought the message of the NWT's vast potential, business-friendly environment, and supportive populace to top investors, explorers, and developers around the globe.

Table: Promotion and Marketing Event Statistics by Fiscal Year

Event	2016-17	2017-18	2018-19
	# of guests, visitors		
Mines and Money (September)			
Trade Show Booth visitors	55	33	44
Yellowknife Geoscience Forum (November)			
Trade Show Booth visitors	193	228	180
Association for Mineral Exploration British Columbia (AMEBC) Roundup (January)			
Trade Show Booth	350	236	185
NWT Night reception or Open House	247	287	320
PDAC Convention (March)			
Trade Show Booth visitors	453	453	537
Unlocking our Potential - Invest in NWT / Presentation Session	115	115	120

A key venue for promotion is tradeshow, but the marketing plan includes digital, physical, and direct outreach advertising.

Between 2016-2019, the branded tradeshow booth display at a total of 22 mining-related conferences/trade shows:

- the Mines and Money (Americas) Conference in Toronto (September 2016-18)
- Yellowknife Geoscience Forum (November 2015-18)

- Association for Mineral Exploration BC Mineral Exploration Roundup in Vancouver (January 2015-19)
- PDAC (Prospectors and Developers Association Convention) in Toronto (March 2015-19)
- North of 60 Forum-Unlocking Indigenous Potential (Yellowknife, June 2016)
- China Mining (September 2015-18)

Table: Tradeshow Booth Visitors by Self-Identified Groups

Trade Show Booth Visitors Self-identified Groups	Percent
Mining and Exploration Company	21
Service Provider or Supplier	21
Indigenous or Community Government	19
Academia	9
Territorial, Provincial or Federal Government	7
Investor / Financier	6
Regulatory Organization	6
Prospector	5
Member of the Public	5
Advocacy Organization	1
Other	1

Surveys of visitors and participants at the booth were completed at four events.

In order to understand the demographics of those visiting the NWT booths, each survey asks the respondent to identify their background.

Table: Brand Awareness by Source

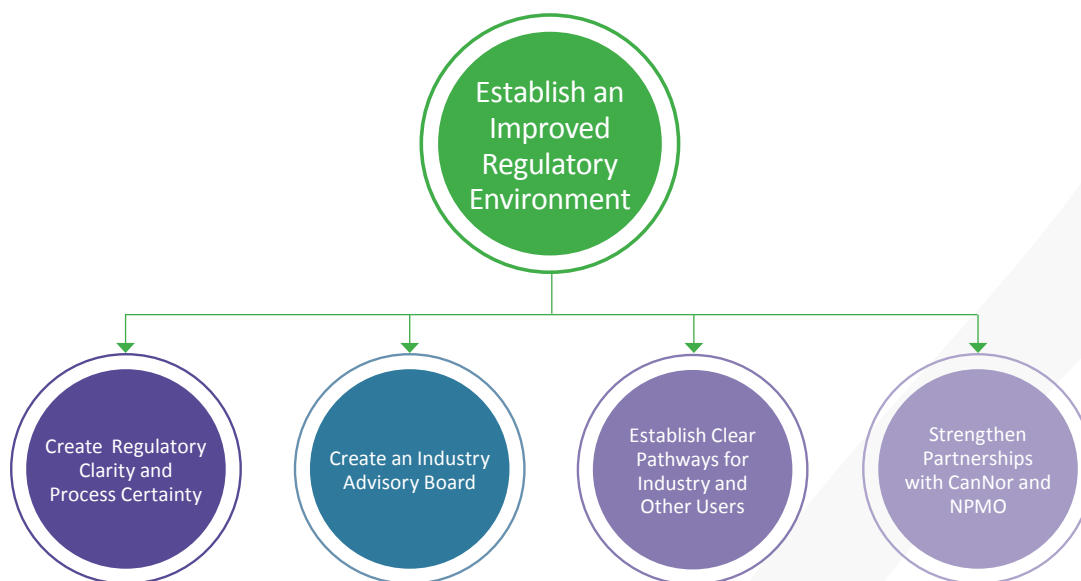
"Unlocking Our Potential" Brand Source of Awareness	Percent
Trade Show Booth (at a prior event)	52
GNWT Websites	20
Brochures	13
Ads	12
Other	3

To measure brand awareness and marketing channel success, the surveys asked where the respondents had heard about the Unlocking our Potential brand.

There is also contribution agreement in place with the NWT & Nunavut Chamber of Mines for various activities supporting the Unlocking our Potential campaign, including the promotion and marketing of the NWT at various events, including the hosting of the annual Geoscience Forum.

PILLAR 2 Establishing an Improved NWT Regulatory Environment

Improve client service and increase regulatory clarity and process certainty.



Non-Funded Activities

Create Regulatory Clarity and Process Certainty	Meet/Consult with partners to move the process forward
	Implement Bill C-15 Changes
	Make changes to improve regulatory clarity and process certainty
	Initiate the process for a new Mineral Resources Act and associated regulations
Establish Clear Pathways for Industry and Other Users	Establish the Client Services and Community Relations Unit within ITI
	Provide assistance to Industry and users
	Create regulatory pathway document
Strengthen Partnerships with CanNor and NPMO	Sign MOU with NPMO
	Develop an environmental impact assessment and regulatory process framework
Create an Industry Advisory Board	Prepare appropriate documentation and appoint representatives
	Provide administrative and technical support to the Industry Advisory Board.

KEY RESULTS

- A new Mineral Resources Act (MRA) has been developed.
- The Land and Water Boards of the Mackenzie Valley and the GNWT released Guidelines for Aquatic Effects Monitoring Programs (AEMP Guidelines), March 5, 2019.
- The Mackenzie Valley Environmental Impact Review Board (the Review Board) is developing the draft Environmental Assessment Initiation Guidelines for Developers of Major Projects (draft Guidelines) to describe the information needed, such as baseline water quality guidelines and standard water licence conditions, to begin an environmental assessment (EA)
- Client Service and Community Relations CSCR has been instrumental in guiding an increasing number of projects through the regulatory system.
- CSCR continues to collaborate with Federal partners on regulatory issues.

KEY ACTIVITIES

Improving Regulatory Processes in the NWT by Creating Regulatory Clarity and Process Certainty

Guidelines for Aquatic Effects Monitoring Programs

The Land and Water Boards of the Mackenzie Valley and the GNWT released Guidelines for Aquatic Effects Monitoring Programs

(AEMP Guidelines), March 5, 2019.

The AEMP Guidelines describe existing practices, reflect past Board decisions, and aim to enhance transparency, process efficiency, and consistency in developing an AEMP.

Mackenzie Valley Review Board – Environmental Assessment Initiation Guidelines for Developers of Major Projects

The Mackenzie Valley Environmental Impact Review Board (the Review Board) is developing the draft Environmental Assessment Initiation Guidelines for Developers of Major Projects (draft Guidelines) to describe the information needed to begin an environmental assessment (EA). Once fully developed, the guidelines will set clear expectations for the type of information and level of detail that the Review Board requires from developers to begin an EA. By setting clear guidance and expectations for major projects that typically go through a full EA, the guidelines will help developers prepare the necessary information in advance to support an efficient start to the EA and enable the rest of the EA to be more focused.

Mineral Resources Act

The current *Mining Regulations* are being replaced by a new Mineral Resources Act (MRA). This was identified as a deliverable under the MDS as well as the 18th Legislative Assembly.

Regulations will be developed to support the legislation which will be brought into force in a phased process lasting several years.

The proposed Mineral Resources Act is designed to create a modern set of laws which will allow the GNWT to make rules to:

- Encourage positive relationships between Indigenous governments and organizations, industry, communities, and the GNWT.
- Regulate mineral interests efficiently, effectively, and transparently.
- Support the economy of the Northwest Territories.
- Work within the Northwest Territories' unique system of managing natural resources.
- Respect Aboriginal and Treaty rights.
- Maximize benefits to people, Indigenous governments and organizations, and communities of the territory.
- Improve geoscience knowledge in the Northwest Territories.
- Ensure the NWT's mineral wealth is used to benefit the people of the NWT today, and in the future.

The legislation was designed to allow for rules to be made to better reflect the realities of doing business in the NWT, modernize the territory's processes, and provide new tools to ensure NWT residents and Indigenous peoples benefit from mineral development.

Improving Client Services Related to NWT Regulatory Processes by Establishing Clear Pathways for Industry and Other Users

The CSCR unit was established in 2014 to serve as the consistent first point of contact within the GNWT to help industry and communities maximize economic opportunities from resource exploration and development. CSCR invests significant time and resources to providing strategic advice, guidance, facilitation and organization of interdepartmental/agency project advisory events to support resource industry clients seeking authorizations from regulatory agencies and governments.

CSCR coordinates and facilitates specific meetings between key regulators and proponents, presubmission and application, with the goal of developing robust applications and create a more efficient and effective regulatory review and processing.

CSCR participates in a Resource Development Advisory Group (RDAG) meeting, where industry proponents have the opportunity to describe their project to regulators during the early stages of project development. As a result of these engagements, CSCR is increasingly being engaged to assist projects through the developmental stages.

CSCR's work with the RDAGs positions the unit as an important link to the regulatory system, acting

Measurements	2016-17	2017-18	2018-19
Number of RDAG meetings	1	2	1
Number of projects advised and assisted through all the steps leading to government authorization or refusal.	1	2	3

Measurements	2016-17	2017-18	2018-19
Number of MOUs, Framework Agreements, Agreements-in-principle signed to reflect collaborative approach to development	1 MOU Kát'odeeche First Nation 1 AIP - Sahtu	2 MOUs Gwich'in and NWTMN	2 MOUs Akaitcho and Tłıchǫ
Number of related agenda items and/or materials exchanged at implementation committee (IC) meetings	2 Inuvialuit 1 Sahtu 2 Tłıchǫ	1 Gwich'in 3 Inuvialuit 3 Tłıchǫ	1 Gwich'in 1 Inuvialuit 3 Tłıchǫ

as a trusted agent to guide industry and make introductions to the various agencies that are implicated in the regulatory process.

Strengthening Partnerships with CanNor and Northern Projects Management Office

In conjunction with increased engagement in RDAGs, there was continued engagement with Federal partners and other partners to advance development in all regions of the NWT.

Creating an Industry Advisory Board

The Mining Industry Advisory Board was established to provide non-binding independent strategic advice to the Minister of Industry, Tourism and Investment on the

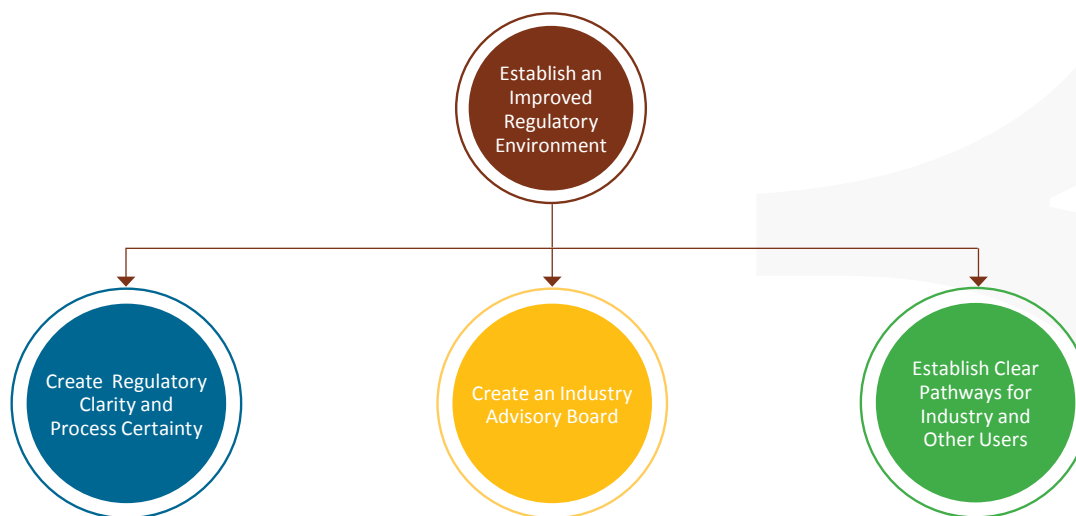
mining and mineral exploration resource sector in the Northwest Territories.

The Board met twice a year at a mutually agreed location; one of these meetings will take place within the NWT and the other may be held by teleconference call, when necessary.

The Industry Advisory Board is currently inactive. The last meeting was held in November, 2016.

PILLAR THREE Enhancing Indigenous Engagement and Community Capacity Building

Establish effective engagement, consultation and community capacity building processes.



FUNDING

	2016-17	2017-18	2018-19	Total
Support to Indigenous Action	\$100,000	\$100,000	\$100,000	\$300,000
Regional Mineral Development Strategies			\$80,000	\$80,000
	\$100,000	\$100,000	\$180,000	\$380,000

FUNDED AND NON-FUNDED ACTIVITIES

	Funded Activities	Non-Funded Activities
Indigenous Governments and Communities are Involved in All Stages of Development	Support to Indigenous Action	Establish an NWT Indigenous Mining Council
		Other activities/action in support of enhancing Indigenous engagement
Community Participation in Regulatory Processes through Community Planning Sessions	Assist in the development of community planning efforts through training and awareness activities (i.e. Regional Mineral Development Strategies)	Other activities/actions in support of community participation in regulatory processes.
Indigenous Communities Benefit from Mineral Development and Exploration	Provide technical and financial resources to indigenous communities for activities such as training, mining conferences and mapping workshops.	Other activities/actions in support of benefits to Indigenous communities (i.e. SEAs)

KEY RESULTS

- CSCR received program funding of \$100,000 per year to provide training, technical and financial resources to Indigenous communities for activities such as prospecting courses, mining conference participation and regional mineral development strategy workshops.
- Two Indigenous governments completed Regional Mineral Development Strategies (IRC, GTC).
- Since the signing of the first SEA in 1996, Ekati, Diavik, Snap Lake and Gahcho Kué have provided employment of approximately 25,776 NWT person years, and purchased over \$13 billion from NWT businesses.

KEY ACTIVITIES

Enhancing Indigenous Engagement

Indigenous Capacity Building Funding

The Indigenous Capacity Building program was implemented by CSCR by engaging indigenous governments and communities to participate in a variety of mineral development awareness, learning and planning activities.

Many of these engagement and capacity building activities are multi-partner collaborations and co-funded. Activities include workshop participation,

conference attendance, and showcasing exhibits of Regional minerals potential at conference tradeshows.

The program is in its fourth year of implementation. CSCR received program funding of \$100,000.00 per year to provide training, technical and financial resources to Indigenous communities for activities such as prospecting courses, mining conference participation and regional mineral development strategy workshops.

Indigenous Government Capacity Working Group

The Indigenous Government Capacity Working Group was established to make recommendations to the Intergovernmental Council, lead by EIA, on:

- Options for building land and resource related capacity in Indigenous governments
- Options for building overall capacity in Indigenous governments

The working group is made up of the GNWT, Inuvialuit Regional Corporation (IRC), Northwest Territory Metis Nation (NWTMN), Sahtu Secretariat Incorporated

(SSI), Gwich'in Tribal Council (GTC) and the Tłı̨chǫ Government (TG).

An Intergovernmental Council Secretariat was also established to provide administrative support to the Working Group.

Enhancing Community Participation in Mineral Development

The MDS identified the need for regional development strategies to prepare communities to benefit from mining and exploration on their terms.

The first phase of this project began in 2018/2019, as the MDS dedicated funds for the Gwich'in Tribal Council (GTC) and Inuvialuit Regional Corporation (IRC) to develop their own regional mineral development strategies.

Each organization qualified for a contribution of \$40,000 to complete strategies by March 31, 2019.

Funding was provided for the following:

- Consulting Fees
- Community Engagement Activities
- Mineral Potential Mapping
- Document Preparation



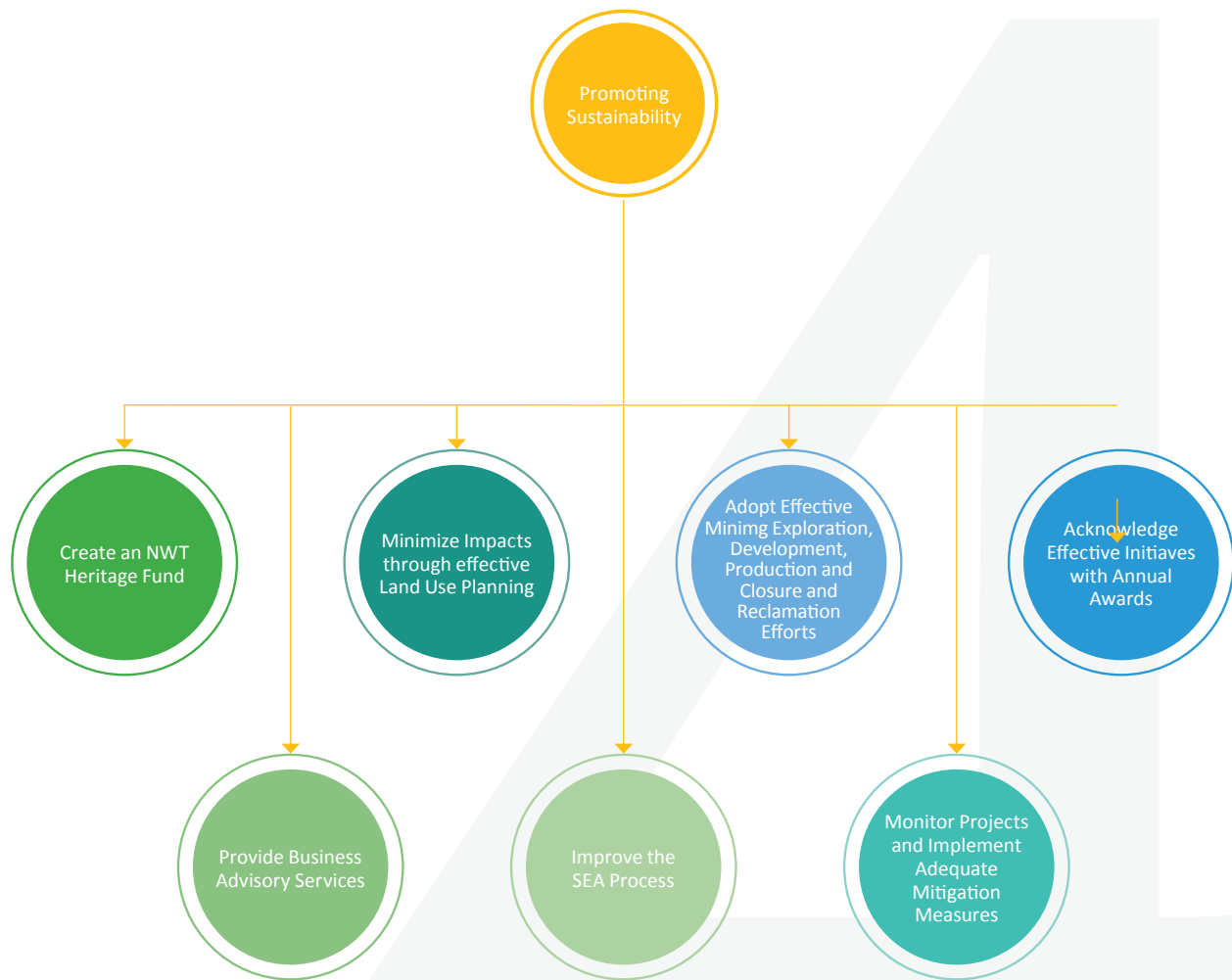
"THE MDS IDENTIFIED THE NEED FOR
REGIONAL DEVELOPMENT STRATEGIES
TO PREPARE COMMUNITIES TO BENEFIT FROM
MINING AND EXPLORATION ON THEIR TERMS."

Table: Funded Indigenous Participation in Resource Conferences by Region and Event

Measurements	2016-17	2017-18	2018-19
GNWT funded attendance by region at mining conferences/trade shows	Geoscience: Total 1 Sahtu-1	Yellowknife Geoscience Forum: Total 15 ISR-2 GTC-2 Sahtu- 3 Dehcho-2 Tłıchų-2 Akaitcho-2 NWT Metis Nation-2	Yellowknife Geoscience Forum: Total 13 IRC-2 GTC-1 Akaitcho-2 Sahtu-2 Dehcho-2 Tłıchų-2 NWT Métis Nation-2
	AME BC Round-up: Total 14 Tłıchų-4 Sahtu-4 Dehcho-3 ISR-3	AME BC Round-up: Total 15 ISR-2 GTC-2 Sahtu-3 Dehcho-2 Tłıchų-2 Akaitcho-2 NWT Metis Nation-2	AME BC Round-up: Total 16 Tłıchų-4 Sahtu-2 Dehcho-2 ISR-2 GTC-2 Akaitcho-2 NWT Metis Nation-2
	PDAC: Total 1 Sahtu-1		PDAC: Total 7 Sahtu-1 IRC-2 GTC-2 Tłıchų-2
	Arctic Oil and Gas Symposium: Total 1 Sahtu-1		

PILLAR FOUR Promoting Sustainability

Ensure a lasting legacy including environmental stewardship and protection.



FUNDED AND NON-FUNDED ACTIVITIES

Funded Activities		Non-Funded Activities
Minimize Impacts through effective Land Use Planning		Support the completion and implementation of land use plans
		Complete the identification of core areas for protection
Adopt Effective Mining Exploration, Development, Production and Closure and Reclamation Efforts		Conduct Inspections in an effective, coordinated and timely manner
		Other activities/actions that promote environmental stewardship
Acknowledge Effective Initiatives with Annual Awards		Implement an annual awards program that showcases activities supporting social and environmental well-being and sustainable practices
Monitor Projects and Implement Adequate Mitigation Measures		Develop and implement approaches related to monitoring, assessment and management of cumulative effects on wildlife and wildlife habitat
		Develop guidelines for the mineral industry to minimize cumulative effects on wildlife and wildlife habitat
		Establish a process to determine water standards on a site-specific basis in order to derive water license limits
Improve the SEA Process		Work with industry and GNWT departments to improve the reporting and tracking processes for existing SEAs
Provide Business Advisory Services	Provide business development advisory services to NWT businesses	
Create an NWT Heritage Fund		Establish a Heritage Fund

KEY RESULTS

- Land use plans are in place and are currently being developed.
- Department of Lands and ENR continue to operate monitoring programs related to mining projects.
- Measures for generating benefits for all NWT residents are included within the Mineral Resources Act
- The NWT Heritage Fund was established and currently has an Accumulated Surplus of \$17,140,364.

KEY ACTIVITIES

Ensure the Long-Term Negative Impacts of Mining are minimized through Effective Land Use Planning

The GNWT through the Department of Lands supports land use planning to guide decision-making about what activities should take place land in the Northwest Territories. Land use planning allows us to better and more effectively manage our lands and resources defining where certain activities can take place. Land use plans provide certainty for land users and regulators for how or if a type of development may proceed.

Table: Status of Land Use Plans in the NWT

Region	Status	Regional Planning Organization	Guiding Agreement and Legislation
Gwich'in Settlement Region	Nàn'h' Geenjit Gwitr'it T'igwaa'in (Working for the Land): the Gwich'in Land Use Plan approved in 2003	Gwich'in Land Use Planning Board	<ul style="list-style-type: none"> • Gwich'in Comprehensive Land Claim Agreement • Mackenzie Valley Resource Management Act
Sahtu Settlement Region	Sahtu Land Use Plan approved in 2013	Sahtu Land Use Planning Board	<ul style="list-style-type: none"> • Sahtu Dene and Métis Comprehensive Land Claim Agreement • Mackenzie Valley Resource Management Act
Tłjchq Lands	Tłjchq Wenek'e (land use plan on Tłjchq Lands) approved in 2013	Tłjchq Government - Department of Culture and Lands Protection	<ul style="list-style-type: none"> • Tłjchq Final Agreement • Mackenzie Valley Resource Management Act
Wek'èezhii	Working collaboratively with the Tłjchq Government and Canada to examine possible next steps in creating a Wek'èezhii Area Land Use Plan for public lands.	n/a	<ul style="list-style-type: none"> • Tłjchq Final Agreement • Mackenzie Valley Resource Management Act
Dehcho Planning Region	Draft Interim land use plan completed by the Dehcho Land Use Planning Committee in 2016 and submitted to the Main Table.	Dehcho Land Use Planning Committee	<ul style="list-style-type: none"> • Dehcho First Nations Interim Measures Agreement
Regional planning for south-eastern NWT	Working with Indigenous governments and organizations to build capacity for land use planning in the area.	n/a	<ul style="list-style-type: none"> • n/a

Award Category	2018	2017
Indigenous Achievement	Cece Hodgson-McCauley	Joe Rabesca and Darrell Beaulieu
Distinguished Service	Gren Thomas	Aurora Geosciences
Environmental and Social Responsibility	Ni Hadi Xa	Diavik Diamond Mine and TerraX Minerals
Special Achievement	Diavik Dike Design and Tibbitt to Contwoyto Winter Ice Road	Mine Training Society and Altaf Lakhani
Economic Leadership	DeBeers Canada	Ekati Diamond Mine and Diavik Diamond Mine

Promote Environmental Stewardship by Adopting Effective Mining Exploration, Development, Production and Closure/Reclamation Practices

On November 30, 2017, the GNWT, in partnership with the Land and Water Boards of the Mackenzie Valley (Boards) and Indigenous and Northern Affairs Canada (INAC) released the Guidelines for Closure and Reclamation Cost Estimates for Mines.

As part of the development of any new mining project, a security deposit is set by regional land and water boards as a condition of land use permits and water licences. Security deposits are funds held by the party responsible for closure and reclamation of a site, in case the project is abandoned. In the NWT, these funds are generally held by the federal or territorial government.

Indigenous governments, industry proponents and others reviewed the draft Guidelines and provided comments through a Board review process. The guidelines were amended as appropriate, to address comments received.

Acknowledge Community Initiatives and Secondary Industry Activities that Contribute to Social and Environmental Well-being through an Annual Awards Program

The Mining and Exploration (MAX) Awards are all about celebrating excellence across the many areas which mining and exploration contribute to the NWT.

There are five award categories:

- Indigenous Achievement
- Distinguished Service
- Environmental and Social Responsibility
- Special Achievement
- Economic Leadership

The awards were given out in 2018 and 2017 as part of the Yellowknife Geoscience Forum, and co-sponsored by the Government of the Northwest Territories and NWT and Nunavut Chamber of Mines.

Lessen the Negative Impacts of Development by Monitoring Projects and Implementing Adequate Mitigation Measures

The GNWT actively monitors and ensures compliance with relevant authorizations through various programs administered through the

Department of Lands (Lands) and the Environmental Assessment and Monitoring division of Environment and Natural Resources (ENR). These programs ensure regular monitoring and inspections of mining sites is conducted.

Encourage Responsible Mining Exploration and Development by Improving the SEA Process

All major resource development in the Northwest Territories (NWT) which go through regulatory reviews and approvals, are required by GNWT to have follow-up programs to be put in place in the form of socio-economic agreements (SEAs). SEAs set out and allow for the monitoring of developer and government commitments with the goal of maximizing benefits to NWT residents. ITI is responsible for negotiating these agreements on behalf of the GNWT. The agreements should reflect the commitments and predictions made by a company during its regulatory review.

ITI oversees the implementation of these agreements and coordinates reporting activities, and the

Table: NWT Heritage Fund Value

	2012-2013	2013-2014	2014-2015	2015-2016	2016-17	2017-18
Accumulated Surplus, End of Year	\$250,140	\$506,033	\$765,222	\$5,525,415	\$10,613,797	\$17,140,364
Revenues:						
Contribution from the GNWT	\$250,000	\$250,000	\$250,000	\$4,722,210	\$5,088,382	\$6,344,103
Interest	\$140	\$5,893	\$9,589	\$37,583	\$88,002	\$212,464

GNWT monitors how well each company carries out its respective responsibilities.

In total there are six Socio Economic Agreements (SEAs) in the NWT, four active agreements with Dominion Diamond Corporation, Diavik Diamond Mines Incorporated, DeBeers Canada Incorporated (Snap Lake), DeBeers Canada Incorporated (Gahcho Kué), and two formalized agreements that remain in place for the Prairie Creek Mine. A new SEA was signed with Fortune Minerals for the construction and operation of the NICO mine January 29, 2019.

The draft Mineral Resources Act introduced February 11, 2019 proposed that future benefit mechanisms for NWT residents be legislated, a new and unique chapter in the evolution of the NWT's mineral development sector.

SEAs continue to meet the objective they were designed to fulfill: bringing industry and government to the table and to approach resource development in the NWT in a way that ensures that NWT residents benefit.

Maximize Opportunities for NWT Businesses by Providing Business Development Advisory Services


Due to lack of funding, this service is currently not being provided through the MDS, although it is provided by ITI through the SEED program.

Ensure Benefits Accrue to all NWT Residents by Creating a NWT Heritage Fund

The NWT Heritage Fund was established by the GNWT under the Northwest Territories Heritage Fund Act to set aside a portion of resource revenues to provide financial resources for the Government to fund long-term investments that would allow NWT

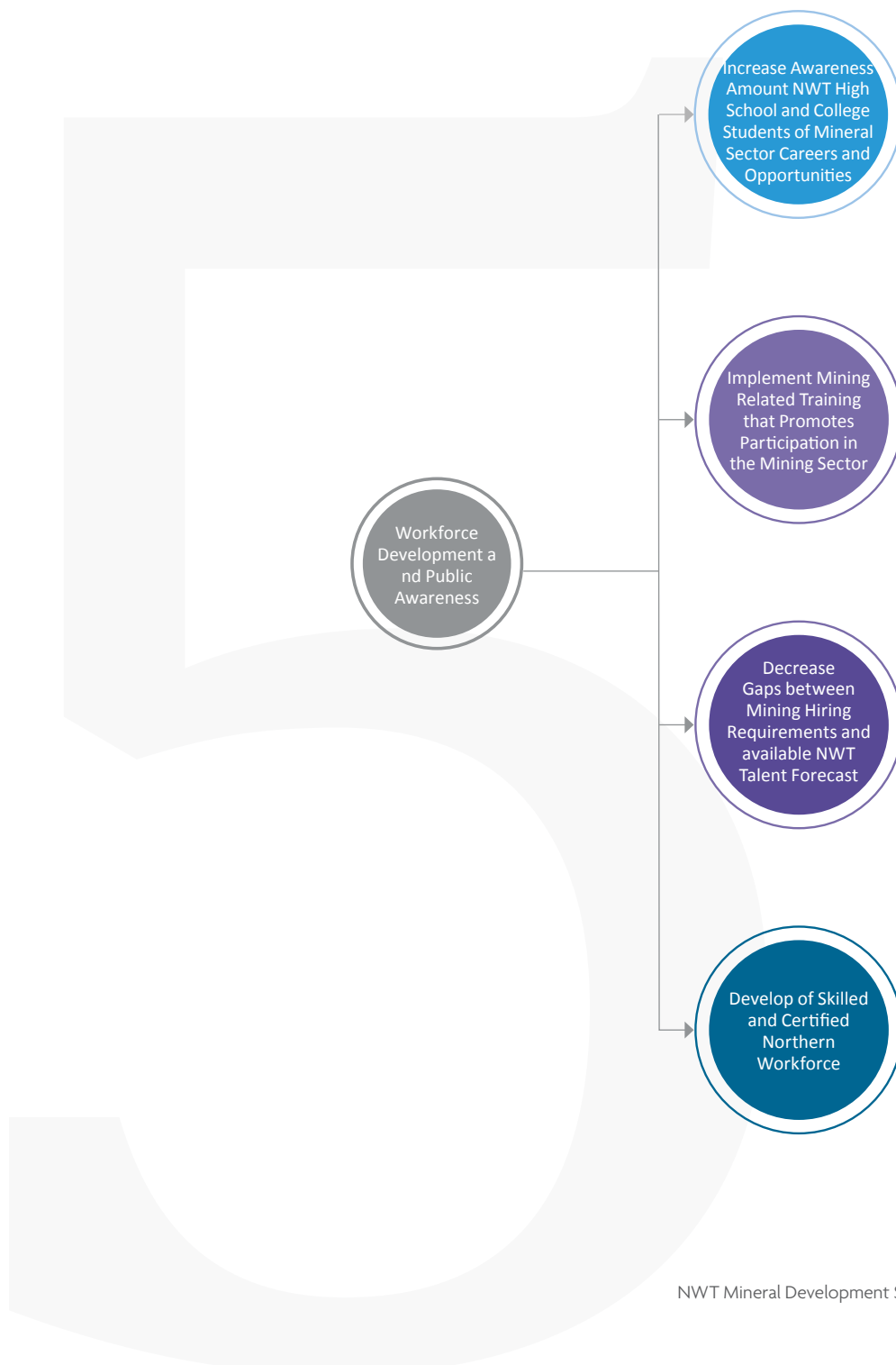
residents to receive benefits from the development of the territory's non-renewable resources.

Oversight of the fund's operations is provided by the Financial Management Board, appointed by the Minister of Finance. The fund's single objective is to maximize the long-term growth of the NWT Heritage Fund while avoiding undue risk.

 "THE GNWT THROUGH THE DEPARTMENT OF LANDS SUPPORTS LAND USE PLANNING TO GUIDE DECISION-MAKING ABOUT WHAT ACTIVITIES SHOULD TAKE PLACE LAND IN THE NORTHWEST TERRITORIES."

PILLAR 5 - Enriching Workforce Development and Public Awareness

Develop an educated, trained and readily available northern workforce and an awareness of the importance and impacts of the minerals development industry.



FUNDING

	2016-17	2017-18	2018-19	Total
Prospector Training	-	-	\$75,000	\$75,000
REDI contribution	-	-	\$100,000	\$100,000
	-	-	\$175,000	\$175,000

FUNDED AND NON-FUNDED ACTIVITIES

	Funded Activities	Non-Funded Activities
Decrease Gaps between Mining Hiring Requirements and available NWT Talent Forecast		Identify gaps between mining hiring requirements and available NWT talent forecast
		Meet regularly with mining operators to review commitments under SEAs
Implement Mining Related Training that Promotes Participation in the Mining Sector	Develop and implement training programs that promote participation in the mineral development industry	
Increase Awareness Amount NWT High School and College Students of Mineral Sector Careers and Opportunities		Develop and implement curriculum and programming that promotes awareness of mineral sector careers and opportunities
		Provide a focused and coordinated career development awareness program for students, employers, communities and governments
Develop a Skilled and Certified Northern Workforce by Ensuring Up-To-Date Competitive Training and Certification Standards for the Mining Sector are in place in the NWT		Implement up to date competitive training and certification standards for the mining sector

KEY RESULTS

- Skills 4 Success Initiative conducted a comprehensive study to identify employment/skills gaps in the NWT.
- ECE continues to provide and contribute to a number of services for employers and individuals.
- SEAs ensure that indigenous communities and northerners are being employed in mines in the NWT.
- The Mine Training Society continues to develop and offer training relevant to the mining industry.
- The REDI initiative promotes awareness of the opportunities associated with the mining industry and of the importance of the industry, as well as how the industry is managed and regulated in the public interest.
- Mining Matters educates youth about potential careers in the mining industry.
- NWT residents continue to register in trade programs that are related to the mining industry.

Individuals	Employers
Career Services	On-the-Job Training
Job Bank	Co-Sponsored Training
Skill Development and Training	NWT Nominee Program
NWT Student Financial Assistance	

KEY ACTIVITIES

Enable NWT Residents to Benefit from Employment Opportunities in the Mineral Resource Development Sector by decreasing Gaps between Mining Hiring Requirements and Available NWT Talent Forecast

Skills 4 Success

The GNWT launched the Skills 4 Success Initiative with the goal to improve employment success for NWT residents, close skill gaps for in-demand jobs, and more effectively respond to employer and industry needs.

The Skills 4 Success Strategic Framework was adopted to ensure that the North's education and training system keeps pace with the changing dynamics of its labour market. As part of the Skills 4 Success Initiative, the GNWT partnered with The Conference Board of Canada to produce a detailed study of how the NWT's labour market will look over the next 15 years. The Northwest Territories Labour Market Forecast and Needs Assessment provides information on NWT jobs that will be in demand in three economic scenarios. This handbook, *NWT Jobs in Demand: 15 Year Forecast* is a practical resource

to the larger study. These two documents provide the evidence for sound decision-making to support the development of action plans to ensure the NWT keeps pace with current and future labour market needs.

Develop an Educated, Skilled and Trained NWT Workforce that meets Mining Sector Needs by Implementing Mining Related Training Opportunities that Promote Student Access and Participation in the Mining Sector

Education, Culture and Employment (ECE)

ECE provides and/or contributes to a number of services for employers and individuals in order to promote NWT residents' participation in the mining workforce.

Socio-Economic Agreements

ITI monitors and reports on the negotiations, implementation and monitoring of Socio Economic Agreements (SEAs). SEAs are follow-up mechanisms for the socio-economic commitments that resource developers make during the Environmental Assessment (EA) process. SEAs monitor developer commitments with the goal of maximizing benefits to communities in the NWT.

Table: Services Provided by ECE to Promote NWT Resident Participation in the Workforce

Courses	Date and Location	No. Attendees Registered	Attended Day 1	Attended Day 2
2016-17				
#1	September 17-18, Yellowknife	28	28	27
#2	September 25-26, Yellowknife	13	12	12
2017-18				
#1	September 16-17, Yellowknife	14	14	11
#2	September 23-24, Hay River	12	12	11
2018-19				
#1	June 21-22, Yellowknife	17	14	13
#2	June 23-24, Yellowknife	20	13	10

Table: Mine Training Society Training Programs in the NWT – 2016-2019

Dates	Course	Community	Number of Participants
January 9 – February 18, 2018	Introduction to Mining Industry	Behchokò	12
January 9 – February 16, 2018	Introduction to Mining Industry	Fort Simpson	6
April 3, 2018	Underground Miner Program	Fort Smith	12
April 3 – July 20, 2018	Surface Miner Program	Fort Smith	10
April 3-July 20, 2018	Mineral Process Operator Technician	Fort Smith	10
November 14 – December 19, 2017	Introduction to Mining Industry	Yellowknife	9
May 14, 2018	Geoscience Field Assistant	Yellowknife	8

All active mines in the NWT have agreed to northern and Indigenous employment targets to enhance local job opportunities.

Critical to the success of SEAs are opportunities for face-to-face engagement and accountabilities that result from community meetings, presentations and workshops. In 2018 a number of

meetings and conferences were facilitated in the interest of greater engagement between communities, government and the mining industry:

- Promoting Employment Workshop (May 30-31, 2018)
- Indigenous Women in Mining Conference (December 15, 2018)

- Senior Leadership Meetings (3 in 2018 between GNTS and the NWT's operating mines)
- Recruitment Workshops – Parties to SEAs and the NWT Mine Training Society collaborated to hold recruitment workshops in Fort Smith, Fort Resolution, Detah, Łutselk'e, Behchokò, and Whati.

- Indigenous Governments and Organizations Meetings
 - Meetings are held jointly by the GNWT and the NWT's diamond mines with the: NWT Metis Nation, Łutselk'e Dene First Nation, Tłı̨chó Government, Deninu K'ue

Mine Training Society

The GNWT partners with the Mine Training Society (MTS) as the principle partner to develop and educate an NWT workforce who is ready for work in the mining sector. The Mine Training Society is a partnership between Indigenous governments, public governments and the mining industry.

The GNWT has provided funding through the MDS deliver the Geoscience Career Liaison Coordinator and the Geoscience Field Assistant Training Programs.

The MTS regularly runs other programs such as:

- Mineral Process Operator Technician Course
- Underground Miner Program
- Surface Miner Program
- Introduction to the Mining Industry
- Introduction to Prospecting

MTS's Introduction to Prospecting Course is an important outreach component of the MDS. Prospector training provides participants with introductory knowledge and skills needed to pursue prospecting as a career choice. The two-day program includes classroom lessons on the basics of geology and prospecting, and in-field examination of local geology including hands-on prospecting. 2018-19 was the fourth year that ITI successfully delivered the

Introduction to Prospecting Course as part of the MDS implementation.

Increase Awareness among NWT High School and College Students of Mineral Sector Careers and Opportunities by Developing and Implementing Mining Curriculum and Programming

Resources and Energy Development Information

The Resource and Energy Development Information (REDI) initiative is a multi-partnered public outreach initiative led by the Department of ITI.

The initiative is designed to:

- Enhance public understanding of the mineral and petroleum resource sectors
- Improve public awareness of the NWT regulatory regime

Table: REDI Event Attendance by Community

Measurement	2016-17	2017-18	2018-19
REDI - Number of attendees by region/ community	N/A	Beaufort Delta Region: Inuvik 100 participants South Slave Region: Hay River 43 participant	Sahtu Region: Norman Wells 56 participants North Slave Region: Yellowknife 159 participants Dehcho Region: Fort Simpson 87 participants
REDI - % of population attending information sessions	N/A	Inuvik – 3% Hay River – 1%	Yellowknife: 1% Fort Simpson: 7% Norman Wells: 7%

Table: Mining Matters Program

Mining Matters Program	2016-17	2017-18	2018-19
Number of times Mining Matters delivered in schools by region, grade, # of participants	<p>Sahtu: Total 93 (grades 6-12) Fort Good Hope – 18 Norman Wells – 32 Déljine – 23 Tulita – 20</p> <p>Dehcho: Total 72 (grades 6-12) Fort Simpson – 32 Fort Providence – 22 Fort Liard – 18</p>	<p>Yellowknife: Total 30 (grades 4/5) Yellowknife (Range Lake School)</p>	<p>Sahtu: Total 101 (grades 3-12) Fort Good Hope – 26 Norman Wells – 41 Déljine – 15 Tulita – 13 Colville Lake – 6</p> <p>Yellowknife, Ndilo, Dettah and Behchokò: Total 138 (24 Teacher, 114 Students K-12)</p> <p>South Slave: Total 50 (grades K-12 & Public) Hay River Reserve – 50</p>

- Improve public understanding of the GNWT's environmental stewardship efforts
- Build public confidence in the GNWT's ability to appropriately manage resource development
- Build better relationships with stakeholders

The REDI initiative is coordinated through ITI's Client Service and Community Relations (CSCR) Division. It is comprised of three equally important elements: regional and community information sharing sessions; a web-based information portal; and a proposed educational curriculum to be delivered in NWT schools.

Regional and community information sharing sessions

Public information sessions are held for invited leaders and community members in regional

centers such as Inuvik, Norman Wells, Fort Simpson, Hay River and Yellowknife. A trade show/open house format is used to facilitate one on one conversation between NWT residents and subject matter experts from within the GNWT's departments and other independent agencies such as the regulatory boards etc.

Smaller scale parallel information sessions, with two or three people travelling to communities rather than the full trade show complement, were held in smaller communities. Information and materials are provided to participants at the regional and community sessions that address the NWT's renewable and non-renewable energy resources and related topics including climate change and the NWT's regulatory environment.

Web-based information portal

A website is still under development for the REDI initiative. It will be a question-and-answer-based site which will evolve through user interaction to become a portal for evidenced-based information about resource development in the NWT.

Traffic to the website will be generated through targeted advertising using social media, outreach events, and advertising efforts.

Educational component to be delivered in NWT schools

An educational component is currently under development.

In the short term, Mining Matters, was delivered under the REDI umbrella, by CSCR in cooperation with community leadership, schools and GNWT regional offices.

Table: Applications for Trade/Apprentice Level

Number of Applications for Trade/Apprentice Level								
Year	Level 1	Level 2	Level 3	Level 4	Completion of Apprenticeship	Certificate of Qualification	Interprovincial Red Seal	Total Applications
2018/19	63	51	51	25	47	63	52	352
2017/18	79	63	43	46	49	57	49	386
2016/17	70	66	69	42	42	50	38	377

Mining Matters is a charitable organization dedicated to bringing knowledge and awareness about Canada's geology and mineral resources to students, educators and the public.

Northwest Territories Geological Society

As part of the NTGS's vision to become the principal source of public geoscience knowledge in the NTGS, it actively pursues public outreach efforts. These efforts include sharing information and expertise during Mining Week at events such as the Yellowknife Farmer's Market, by conducting workshops aimed at creating awareness of the mining industry, and by its presence at events such as the annual Geoscience Forum in Yellowknife.

Develop a Skilled and Certified Northern Workforce by Ensuring Up-To-Date Competitive Training and Certification Standards for the Mining Sector are in place in the NWT

The Department of Education, Culture and Employment (ECE), through the Advanced Education division, administers the Northwest

Territories Apprenticeship, Trades and Occupation Certification (AOC) Program. ECE supports the development, maintenance and delivery of designated trade and occupation training programs that contribute to the development of a skilled northern workforce.

AOC is an industry-driven partnership that ensures a highly skilled workforce in 53 designated trades and 25 occupations. The Minister of Education, Culture and Employment appoints members to the Apprenticeship, Trade and Occupation Certification Board (ATOCB). The ATOCB provides advice and is the link between the department and industry, facilitating a strong partnership leading to qualified apprentices and a skilled workforce.

ECE, along with industry partners, is committed to supporting partnerships, people and possibilities, and building a workforce that contributes to industry and the economic well-being of the Northwest Territories.

The number of registered residents in the trade programs has been

steady over the last three years, as seen in the table above of students applying for various levels of trade qualifications.

Next Steps

The Mineral Development Strategy (MDS) is a ten to fifteen year Strategy with short, medium and long term outcomes, correlating to five, ten, and fifteen year time horizons.

Moving towards the 19th Legislative Assembly, this Strategy remains the guiding document for supporting responsible, sustainable mineral development in the interest of providing long-term benefits to NWT residents.

As a long-term strategy, the MDS must be flexible. Commitments made in the Strategy require ongoing updates to the implementation of these short, medium and long terms goals as outlined in the five-year Implementation Plan. It has always been clear that long-term collaboration and involvement of many partners is required for the successful implementation of the MDS, and for the long-term prosperity of the NWT.

The next key step will be a review of recommendations received from MDS partners on opportunities to improve implementation work and determine whether the MDS is having the intended impact.

To that end, the Department of ITI is planning to complete a five-year review of the MDS in the 19th assembly in order to refresh and refocus the Strategy for the next five years to better achieve the desired outcomes. This review will

be a collaborative approach with our partners such as Indigenous Governments, industry and other stakeholders.

The GNWT is in a good position with the information collected based on the first five years of the implementation of the MDS to examine successes and make course corrections where required.

It is also an opportunity to ensure the goals and actions of the MDS reflect the current state of the mining industry and the Post Devolution NWT context.

“THE GNWT IS IN A GOOD POSITION WITH THE INFORMATION COLLECTED BASED ON THE FIRST FIVE YEARS OF THE IMPLEMENTATION OF THE MDS TO EXAMINE SUCCESSSES AND MAKE COURSE CORRECTIONS WHERE REQUIRED.”

Appendices

Appendix A

MDS Budget

MDS Initiatives	2014-15 Budget	2015-16 Budget	2016-17 Budget	2017-18 Budget	2018-19 Budget	2019-20 Budget
Support to Geoscience	655,000	650,000	623,000	623,000	623,000	623,000
Mining Incentive Program	400,000	400,000	400,000	1,000,000	1,000,000	1,000,000
Promotion and Marketing	200,000	140,000	140,000	140,000	140,000	140,000*
Support to Indigenous Action	100,000	100,000	100,000	100,000	100,000	100,000*
Business Coordination	152,000	149,000	149,000	149,000	100,000	100,000
Prospector Training	-	-	-	-	75,000	75,000*
Regional Mineral Strategies	-	-	-	-	80,000	80,000
REDI contribution	-	-	-	-	100,000	100,000*
Total for ITI by year	1,507,000	1,439,000	1,412,000	2,012,000	2,218,000	2,218,000
Geoscience Career Liaison Coordinator (ECE)	1,507,000	2,946,000	4,358,000	6,370,000	8,588,000	10,806,000
Geoscience Field Assistant Training Program (ECE)	54,000	54,000	-	-	-	-
Total for ECE by year	162,000	300,000	-	-	-	-
GNWT Total by year	1,869,000	1,739,000	1,412,000	2,012,000	2,218,000	2,218,000
GNWT Cumulative 2014-19	1,869,000	3,608,000	5,020,000	7,032,000	9,250,000	11,468,000

* Ongoing Funding is being provided to: Promotions and Marketing, Support to Indigenous Action, Prospector Training and the REDI Contribution.

Appendix B

Select Mineral Deposits by Project/Deposit Name – NWT

Project/Deposit Name	Commodity	Status	Project Owner / Manager
Gahcho Kue Mine	DIAMOND	producer	51% De Beers Canada Inc.; 49% Mountain Province Diamonds Inc.
Diavik Diamond Mine	DIAMOND	producer	60% Rio Tinto / 40% Dominion Diamond Mines
WO / DO27	DIAMOND	drilled	72.1% DeBeers Canada Inc.; 17.6% Archon Minerals Limited; 10.3% DHK Diamonds Inc.
Ekati Mine	DIAMOND	producer	89.9% Dominion Diamond Mines ULC / 11.1% Stewart Blusson
Nechalacho	RARE EARTH ELEMENTS, BERYLLIUM	drilled; advanced project	Avalon Advanced Materials Inc. / Cheetah Resources Pty Ltd.
Crest	IRON	drilled	Crest Exploration Limited (Chevron Canada Ltd.)
Jax Lake	GOLD	drilled	Crown Land
Afridi Lake	DIAMOND	drilled	Crown Land
Blue Ice / Victoria Island	DIAMOND	drilled	Crown Land
Nicholas Bay	DIAMOND	drilled	Crown Land
Gayna River	ZINC, LEAD	drilled	Crown Land
Drybones Bay / Mud Lake	DIAMOND	drilled	David Smith
Snap Lake Mine	DIAMOND	production suspended; care and maintenance	De Beers Canada Inc.
Terra	SILVER, COPPER, BISMUTH, GOLD	past producer	DEMCo Ltd.
Bear-Twit	LEAD, ZINC (Ag, Cu, Sb, Cd)	drilled	Eagle Plains Resources Ltd.
Big (Murphy)	LITHIUM	drilled	Erex International Ltd.
Nico	COBALT, BISMUTH, GOLD, COPPER	drilled; advanced project	Fortune Minerals Limited
Sue-Dianne	COPPER, SILVER, GOLD	drilled	Fortune Minerals Ltd.

Project/Deposit Name	Commodity	Status	Project Owner / Manager
Darnley Bay Gravity Anomaly	DIAMOND	drilled	Generation Mining Ltd.
Yamba Lake / Torrie / Rhombus	DIAMOND	drilled	GGL Resources Corp.
Discovery Mine	GOLD	past producer	GoldMining Inc.
Nicholas Lake	GOLD	drilled	GoldMining Inc.
Ormsby Zone	GOLD	drilled	GoldMining Inc.
Cantung Mine	TUNGSTEN	production suspended; care and maintenance	Government of Canada/ North American Tungsten Corp.
MactungW	TUNGSTEN	drilled	Government of the NWT
Munn Lake / Mackay Lake	DIAMOND	drilled	Jody Dahrouge
Ren	GOLD	drilled	Lane Dewar / M. Magrum
Mosher Lake	GOLD	drilled	Lane Dewar, M. Magrum, T. Teed
Wrigley Project	LEAD, ZINC	drilled	Mackenzie Mountain Metals Inc.
CL 25 (Camsell Lake)	DIAMOND	drilled	Mike Magrum
Ranch Lake	DIAMOND	drilled	Mike Magrum
Kennady North	DIAMOND	drilled	Mountain Province Diamonds Inc.
Colomac	GOLD	past producer	Nighthawk Gold Corp
Damoti Lake	GOLD	drilled	Nighthawk Gold Corp.
Indin Lake	GOLD	drilled	Nighthawk Gold Corp.
Treasure Island	GOLD	drilled	Nighthawk Gold Corp.
Prairie Creek	ZINC, LEAD, SILVER	drilled; advanced project	NorZinc Corp.
Hoam	DIAMOND	drilled	Olivut Resources Ltd.

Project/Deposit Name	Commodity	Status	Project Owner / Manager
Indian Mountain Lake (Kennedy Lake and BB Zone)	ZINC, SILVER, COPPER, LEAD	drilled	Panarc Resources Ltd.
Kim And Cass	GOLD	drilled	Pine Cliff Energy Ltd.
Great Slave Reef / Pine Point	ZINC, LEAD	drilled	Pine Point Mining Ltd.
Pine Point (Inclusive of Great Slave Reef)	ZINC, LEAD	past producer	Pine Point Mining Ltd.
Coates Lake / Redstone	COPPER, SILVER	drilled	Redbed Resources Corp. /private Canadian company
Bugow	GOLD	drilled	Rover Metals Corp.
Camp Lake	GOLD	drilled	Rover Metals Corp.
Slemon	GOLD	drilled	Rover Metals Corp.
Deb	COPPER, ZINC (Ag)	drilled	Seabridge Gold Inc.
Courageous Lake	GOLD	past producer	Seabridge Gold Incorporated
Selwyn Project	ZINC, LEAD, SILVER	drilled	Selwyn Chihong Mining Ltd.
Bear	SILVER, ZINC, (Pb, Au)	drilled	Silver Bear Mines Inc.
Mahe	GOLD	drilled	Silver Pursuit Resources Ltd.
Gab	GOLD	drilled	Silver Range Resources Ltd.
Mon	GOLD	past producer / licensed to mine	Sixty North Gold Mining Ltd. / New Discovery Mines Ltd.
Sunrise	SILVER, ZINC, LEAD, COPPER, GOLD	drilled	SSR Mining Inc.
Cross Property	DIAMOND	drilled	Stornoway Diamond Corp.
Roundrock	DIAMOND	drilled	Stornoway Diamond Corp.
Nickel King (Thye Lake)	NICKEL, COPPER, COBALT	drilled	Strongbow Exploration Inc.
Turnback Lake	ZINC, LEAD, COPPER, SILVER	drilled	Teck Resources Ltd.
Yellowknife City Gold	GOLD	past producer	TerraX Minerals Inc.

