



Government of Northwest Territories
Gouvernement des Territoires du Nord-Ouest

Grants and Contributions

Results Report 2019 – 2020

Subventions et contributions

Le présent document contient
la traduction française du sommaire
et du message de la ministre

Rapport 2019 – 2020

March 2020 | Mars 2020

If you would like this information in another official language, call us.
English

Si vous voulez ces informations dans une autre langue officielle, contactez-nous.
French

Kīspin ki nitawihitīn ē nīhīyawihk ōma ācimōwin, tipwāsinān.
Cree

Tłıchq̓ yatı k'ê ę̓. Dı wegodı newq̓ dè, gots'ō gonede.
Tłıchq̓

ᑭᑦᑲᑦᑲᑦ ᑭᑦᑲᑦᑲᑦ ᑭᑦᑲᑦᑲᑦ ᑭᑦᑲᑦᑲᑦ ᑭᑦᑲᑦᑲᑦ ᑭᑦᑲᑦᑲᑦ ᑭᑦᑲᑦᑲᑦ.
Chipewyan

Edı gondı dehgáh got'ıe zhatıé k'ê ę̓ edat'éh enahddhę nıde naxets'ę̓ edahlı.
South Slavey

K'áhshó got'ıne xəᑭə k'ê hederı ɬedjhtl'é yerıniwę ní dé dúle.
North Slavey

Jii gwandak izhii ginjik vat'atr'ijāhch'uu zhit yinothan jı', diits'āt ginohkhii.
Gwich'in

Uvanittuaq ilitchurisukupku Inuvialuktun, ququaqluta.
Inuvialuktun

ᑕᑦᑲᑦᑲᑦ ᑕᑦᑲᑦᑲᑦ ᑕᑦᑲᑦᑲᑦ ᑕᑦᑲᑦᑲᑦ ᑕᑦᑲᑦᑲᑦ ᑕᑦᑲᑦᑲᑦ ᑕᑦᑲᑦᑲᑦ.
Inuktitut

Hapkua titiqqat pijumagupkit Inuinnaqtun, uvaptinnut hivajarlutit.
Inuinnaqtun

Indigenous Languages and Education Secretariat: 867-767-9346 ext. 71037
Francophone Affairs Secretariat: 867-767-9343




TABLE OF CONTENTS

MINISTER'S MESSAGE	i
MESSAGE DE LA MINISTRE	ii
EXECUTIVE SUMMARY	3
SOMMAIRE	9
PROGRAM RESULTS REPORTING	15
Business Support and Trade	15
<i>Business Development Program</i>	15
Economic Diversification	19
<i>Agriculture</i>	19
<i>Fisheries</i>	29
<i>Traditional Economy - Furs</i>	30
<i>Film</i>	30
<i>Tourism and Parks</i>	32
Mineral and Petroleum Resources	46
<i>Mineral Resources</i>	46
<i>NWT Geological Survey</i>	48
APPENDIX A - Seed Funding	52





MINISTER'S MESSAGE

The Northwest Territories (NWT) economic community is strong, vibrant and diverse.

Its members work and invest in every region – advancing economic development, building businesses, and strengthening the economic self-sufficiency of their communities.

These talented residents and hardworking groups are the backbone of our local and regional economies. In tourism, fishing, manufacturing, agriculture, the resource sector and the traditional and knowledge economies, they apply their entrepreneurial spirit daily to making our North a better place to work and live.

In the 2019-2020 fiscal year, the Department of Industry Tourism and Investment (ITI) contributed \$18 million in grants and contributions to support more than 535 businesses, economic initiatives and ideas.

This document is an accounting of these investments; delivered in person across all five regions, and in partnership with future-thinking organizations like the Business Development and Investment Corporation (BDIC), Northwest Territories Tourism (NWTT) and the NWT's network of Community Futures Organizations.

It highlights our commitment to empower our territory's economic future - and the dedicated individuals and organizations that drive and strengthen our economy.

Hon. Caroline Wawzonek
Minister of Industry, Tourism and Investment





MESSAGE DE LA MINISTRE

La communauté économique des Territoires du Nord-Ouest est forte, dynamique et diversifiée.

Dans chaque région, ses membres travaillent et investissent pour promouvoir le développement économique, bâtir des entreprises et renforcer l'indépendance économique des collectivités.

Ce sont les compétences et le travail acharné des résidents qui font tourner nos économies locales et régionales. C'est grâce à leur esprit d'entreprise dans les domaines du tourisme, de la pêche, de la fabrication, de l'agriculture, des ressources ou de l'économie traditionnelle que le Nord devient un meilleur endroit où vivre et travailler.

Durant l'exercice 2019-2020, le ministère de l'Industrie, du Tourisme et de l'Investissement a donné 18 millions de dollars en subvention pour soutenir plus de 535 entreprises, initiatives économiques et idées d'affaires.

Le présent document est un compte rendu de ces investissements. Nous les avons remis en personne ou

par l'entremise de partenariat avec des organisations comme la Société d'investissement et de développement (SID) des TNO, Tourisme TNO et le réseau des organisations d'aide au développement des collectivités du Nord.

Ce document témoigne de notre engagement à renforcer l'économie ténioise et à donner les moyens nécessaires aux personnes et aux organisations instigatrices pour y parvenir.

Caroline Wawzonek
Ministre de l'Industrie, du Tourisme
et de l'Investissement



PREFACE

The mandate of the Department of Industry, Tourism and Investment (ITI) is to promote economic self-sufficiency through the responsible development of Northwest Territories (NWT) natural resources and to create a prosperous, diverse and sustainable economy for the benefit of all NWT residents.

This is done through a number of measures including the delivery and management of a suite of financial grants and contribution programs to a wide range of clients and agencies in a variety of sectors including:

- the mineral and petroleum resource sector;
- renewable resource industries, including agriculture, commercial fishing, traditional fur harvesting and the knowledge economy;
- tourism, trade and investment; and
- the promotion of businesses, including, manufacturing and secondary industries.

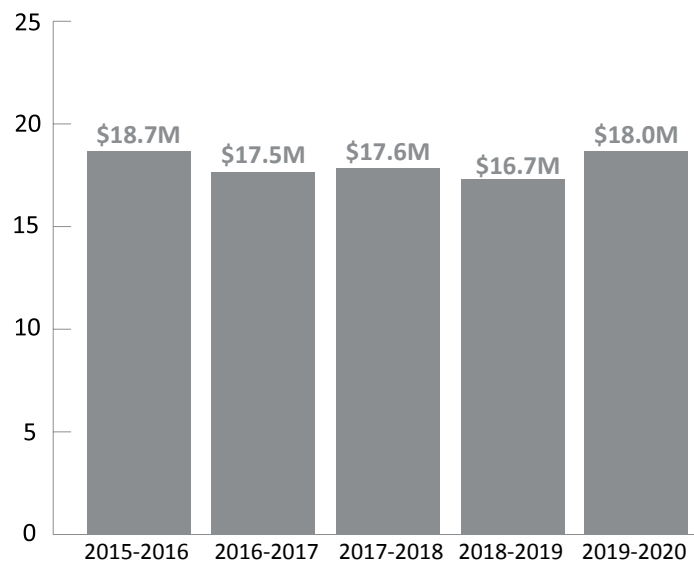
This report provides a summary of grants and contributions provided throughout the 2019-2020 fiscal year.

SUMMARY OF RESULTS

Over the 2019-2020 fiscal year, ITI provided \$18,031,480 million in contributions to more than 535 individuals, entrepreneurs, businesses, governments, and groups across the NWT having an economic interest.

Contribution assistance over the 2019-2020 period increased by \$1,361,165 or 8 per cent compared to 2018-2019, as shown in Chart 1.

Chart 1: Grants and Contributions Over Past Five Years (\$ millions)



MAJOR GRANTS AND CONTRIBUTIONS

ITI provided \$6.6 million in funding for two major NWT-wide organizations which have a significant impact on the economic well-being of NWT residents and businesses.

Those were: Northwest Territories Tourism (NWTT) and the NWT Business Development and Investment Corporation (BDIC).

Table 1: Contributions by Client exceeding \$1,000,000

Client	Total Contribution
Northwest Territories Tourism	\$4,636,000
NWT Business Development and Investment Corporation	\$1,959,000

Other major contributions went towards economic and small business development through contributions to community, regional and territorial organizations, governments and educational institutions. Investments were in support and development of the mineral and petroleum resource sectors, as well as sector diversification and development in tourism, fisheries, agriculture and traditional economy.

Just over \$5.1 million in contributions was provided to 26 recipients as detailed in Table 2.

Table 2: Contributions by Client exceeding \$100,000

Client	Total Contribution
Tlicho Government	\$402,906
Deh Cho Business Development Centre	\$311,630
Sahtu Business Development Centre	\$306,725
Ne'Rahten Development Ltd.	\$301,470
NWT Fishermen's Federation	\$270,813
NWT & Nunavut Chamber of Mines	\$260,000
Western Arctic Business Development Corporation	\$254,086
City of Yellowknife	\$243,000
StrategX Elements Corp.	\$240,000
Town of Hay River	\$227,075
Pine Point Mining Limited	\$200,000
Akaitcho Business Development Corporation	\$188,920
Thebacha Business Development Services	\$182,891
Margaret Lake Diamonds Inc.	\$160,000
Hamlet of Tulita	\$152,049
Delene Got'ine Government	\$150,000
Uluhkaktok Community Corporation	\$149,408
Incorporated Hamlet of Tuktoyaktuk	\$140,579
University of Alberta	\$135,360
Mine Training Society	\$134,053
Jack Pine Paddle	\$122,570
Deninu Ku'e First Nations	\$116,000
Pehdzéh Kí First Nations	\$109,922
Community Garden Society of Inuvik	\$107,838
Yellowknives Dene First Nation	\$101,678
North Arrow Minerals Inc.	\$100,000

COMMUNITY, REGION AND TERRITORIAL RESULTS

ITI provided \$18,031,480 million in grants and contributions in the 2019-2020 fiscal year, Table 3 details the allocations made to each community and region as well as the contributions made to clients delivering a service or product territory-wide. Chart 2 shows the distribution of funding by region. Chart 3 presents allocations made according to Level 1 and Level 2 communities and territory wide. Approximately 50 per cent of all grants and contributions funds were made to agencies operating throughout the NWT. This includes, contributions made to NWT, the BDIC and organizations having a business or economic sector development roles. Twenty-seven (27) per cent of grants and contributions went to the 28 designated Level 2 communities.

Table 3: Grants and Contributions – By Community, Region and Pan-Territory

Recipients – Community and Region	Amount
Beaufort Delta	\$1,416,838
Aklavik	\$60,994
Fort McPherson	\$48,414
Inuvik	\$564,126
Paulatuk	\$69,232
Sachs Harbour	\$31,558
Tsiigehtchic	\$109,578
Tuktoyaktuk	\$299,941
Uluksaktok	\$232,996
Dehcho	\$1,501,200
Fort Liard	\$75,202
Fort Simpson	\$1,203,209
Jean Marie River	\$52,790
Nahanni Butte	\$45,416
Trout Lake	\$50,085
Wrigley	\$74,497

Table 3: Grants and Contributions – By Community, Region and Pan-Territory

Recipients – Community and Region	Amount
North Slave	\$2,351,923
Behchokò	\$91,139
Gamètì	\$136,114
Łutselk'e	\$76,300
Wekweètì	\$61,680
Whatì	\$131,140
Yellowknife*	\$1,855,550
Sahtu	\$1,591,638
Colville Lake	\$106,086
Déliné	\$228,945
Fort Good Hope	\$375,701
Norman Wells	\$664,837
Tulita	\$216,070
South Slave	\$2,141,085
Enterprise	\$30,718
Fort Providence	\$176,243
Fort Resolution	\$134,312
Fort Smith	\$682,930
Hay River	\$1,051,734
Hay River Reserve	\$65,148
Territorial Recipients or projects are considered under this group if they serve all or a number of communities across the NWT	\$9,028,796
Grand Total	\$18,031,480

* N'Dilo and Dettah

Chart 2: Grants and Contributions by Region 2019-2020 (\$18,031,480)

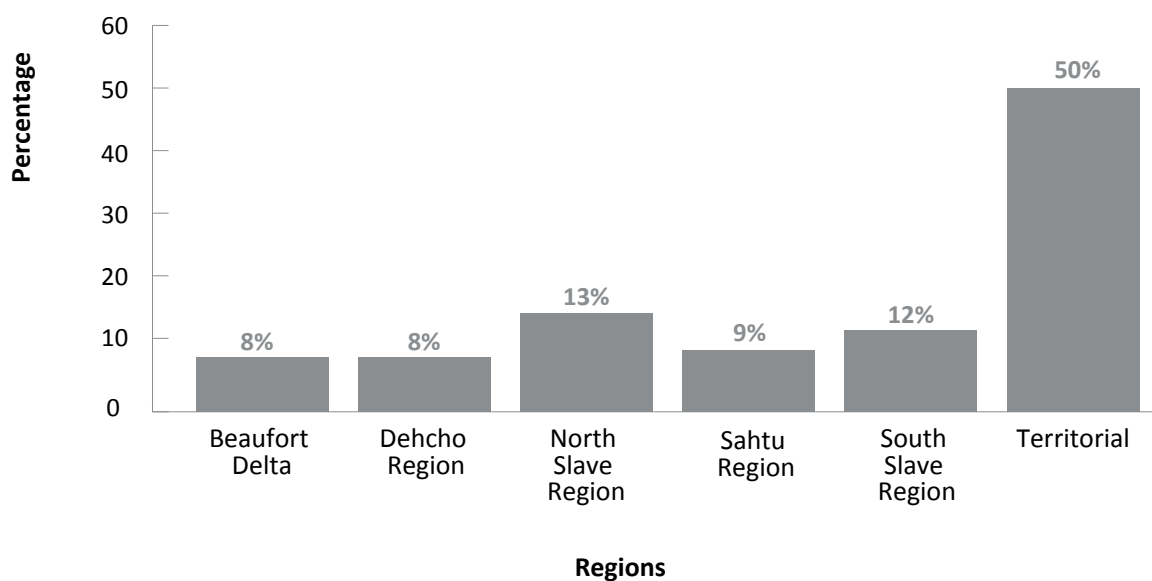
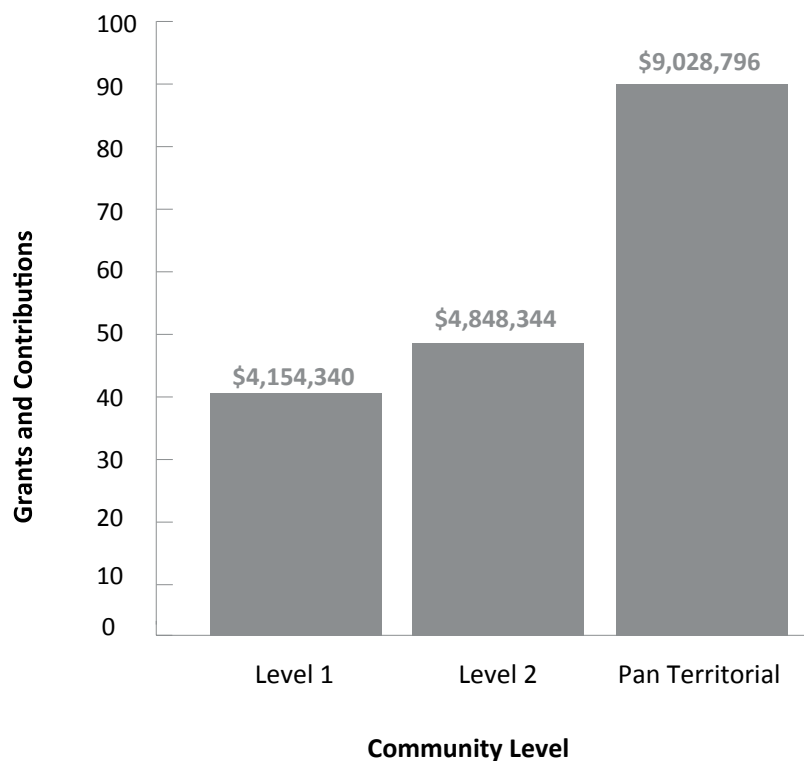


Chart 3: Grants and Contributions by Community Level



Grants and Contributions are categorized into three distinct groups:

Level 1: Communities are Yellowknife, Hay River, Inuvik and Fort Smith.

Level 2: 28 remaining communities.

Pan-Territorial: Projects are considered under this group if they serve all or a number of communities across the NWT.

SECTOR DISTRIBUTION

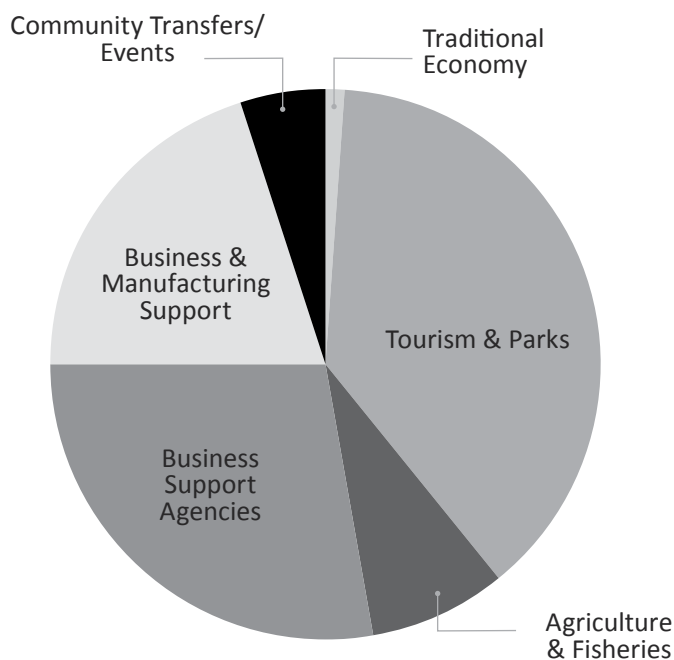
The Department's grants and contribution programs are designed to support three broad investment themes or pillars. Unlocking Our Potential is aimed at providing support to the mineral and petroleum economic sectors including geoscience and permafrost study; Investing in Diversity encompasses programming around tourism, commercial fisheries, agriculture, and traditional economy, such as fur harvesting and craft and support to business development and sustainability. The third major investment target area, at times overlapping with Investing in Diversity, is Business Services whose programming areas are designed to support development of small and medium sized business and manufacturing in the NWT through either contributions or loans.

As shown in Table 4, the combination of contribution programming included within Business Services accounted for 42 per cent of the Department's entire \$18,031,480 million in grants and contributions. These programs are supported through the Support for Entrepreneurs and Economic Development (SEED) program and Business Support Agencies such as the Business Development and Investment Corporation. Tourism contributions formed 34 per cent of the total grants and contribution allocations at approximately \$6.1 million. This includes funding for marketing including training, research and product development, Indigenous tourism, and a host of other tourism-related support initiatives.

Table 4: Grants and Contributions by Department Investment and Economic Section 2019-2020

Business Services	Business & Manufacturing Support	\$3,175,530
	Business Support Agencies	\$4,485,095
Investing in Diversity	Agriculture & Fisheries	\$1,353,712
	Tourism & Parks	\$6,135,017
	Traditional Economy	\$196,146
	Community Transfers/Events	\$817,801
Unlocking Potential	Mining & Petroleum Resources	\$1,868,179

Chart 4: Grants and Contributions by Economic Sector 2019-2020



PROGRAM DETAIL

ITI administered 24 separate funding programs in the 2019-2020 fiscal year for a total of \$18,031,480 in support contributions (Table 5). This is an increase of \$1,361,165 from the previous fiscal year.

Table 5: Contribution Funding by Major Program Activity for 2019-2020

Program Activity	Actual Expenditure (\$)
Economic Diversification and Business Support	
Business Development and Investment Corporation	\$1,959,000
Canadian Agricultural Partnership	\$495,136
Commercial Fisheries	\$313,023
Community Futures	\$865,045
Community Transfer Initiatives	\$1,451,550
Film Industry Program	\$100,000
Great Northern Arts Festival	\$25,000
Northern Food Development	\$545,553
Promote Arts and Craft	\$80,067
Support for Entrepreneur and Economic Development (SEED)	\$3,967,418
Contributions Various - Economic Diversification	\$16,992
Minerals and Petroleum Resources	
Indigenous Mineral Development Support Program	\$140,000
Mining Incentive Program	\$981,835
NWT Chamber of Mines	\$120,000
Contributions Various - Minerals and Petroleum Resources	\$212,053
Contributions Various - NWT Geological Survey	\$414,291
Tourism and Parks	
Community Tourism Coordinators	\$150,000
Community Tourism Infrastructure	\$209,500
Convention Bureau	\$100,000
Skills Development	\$51,510
Tourism 2020	\$455,000
Tourism Product Diversification	\$1,081,507
Tourism Industry Contribution	\$4,136,000
Yellowknife Visitor Services	\$161,000
Total Contributions	\$18,031,480

Figures in this report include accruals at year end and may not include amounts actually paid out due to timing of final reporting.

PRÉFACE

La mission du ministère de l'Industrie, du Tourisme et de l'Investissement (MITI) consiste à promouvoir l'autonomie économique grâce au développement responsable des ressources naturelles des Territoires du Nord-Ouest (TNO) ainsi qu'à créer une économie prospère, diversifiée et durable pour l'ensemble des Ténos.

Une série de mesures est mise en œuvre à ces fins, notamment le parrainage et la gestion de programmes de subventions et de contributions financières destinés à une variété de clients et d'organismes dans de nombreux secteurs, dont :

- l'industrie minière et pétrolière;
- secteur des ressources renouvelables, notamment l'agriculture, la pêche commerciale, la fourrure et l'économie du savoir;
- le tourisme, la commerce, et l'investissement;
- la promotion des affaires, notamment la fabrication et les secteurs secondaires.

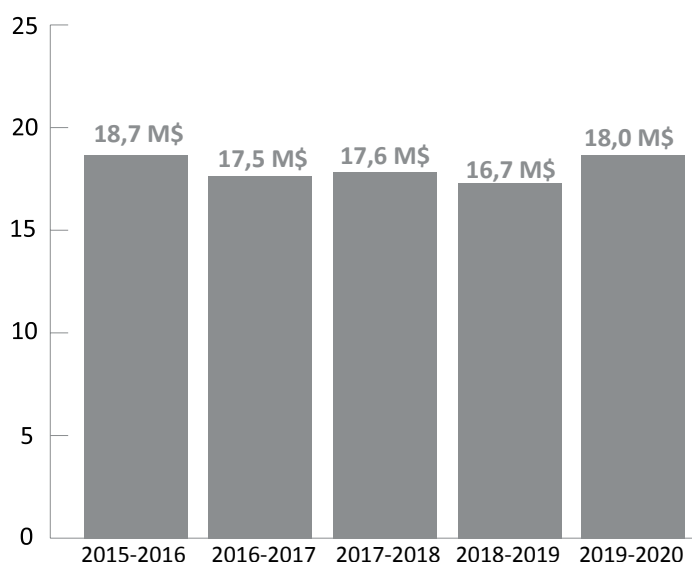
Ce rapport présente la liste des subventions et des contributions versées au cours de l'exercice 2019-2020.

SUBVENTIONS ET CONTRIBUTIONS VERSÉES

Au cours de l'exercice 2019-2020, le MITI a versé 18 031 480 \$ en contributions à plus de 535 particuliers, entrepreneurs, entreprises, gouvernements et groupes, dans l'ensemble des TNO, présentant un intérêt économique.

Au cours de l'année 2019-2020, les contributions ont augmenté de 1 361 165 \$ (8 %) comparativement à 2018-2019, comme indiqué dans le graphique 1.

Graphique 1 : Subventions et contributions des cinq derniers exercices (en millions de \$)



SUBVENTIONS ET CONTRIBUTIONS D'ENVERGURE

Le MITI a versé 6,6 millions de dollars à deux organismes ténois d'envergure qui créent des retombées économiques importantes pour les entreprises et les résidents, à savoir : la Société d'investissement et de développement (SID) et Tourisme TNO.

Tableau 1 : Contributions de plus de 1 000 000 \$ par client

Client	Total de la contribution
Tourisme TNO	4 636 000 \$
Société d'investissement et de développement des Territoires du Nord-Ouest	1 959 000 \$

D'autres contributions d'envergure ont été allouées au développement de l'économie et des petites entreprises, notamment à des organismes communautaires, régionaux et territoriaux, ainsi qu'à des gouvernements et à des établissements d'enseignement. Le Ministère a investi dans les secteurs des ressources minières et pétrolières, ainsi que dans la diversification sectorielle et l'expansion du tourisme, des pêches, de l'agriculture et de l'économie traditionnelle.

Des contributions d'un peu plus de 5,1 millions de dollars ont été versées à 26 bénéficiaires, comme indiqué au tableau 2 ci-contre.

Tableau 2 : Contributions de plus de 100 000 \$ par client

Client	Total de la contribution
Gouvernement tłıchq	402 906 \$
Centre de développement des entreprises du Dehcho	311 630 \$
Centre d'aide aux entreprises du Sahtu	306 725 \$
Ne'Rahten Development Itée	301 470 \$
Fédération des pêcheurs des TNO	270 813 \$
Chambre des mines des TNO et du Nunavut	260 000 \$
Services d'aide aux entreprises de l'Arctique de l'Ouest	254 086 \$
Ville de Yellowknife	243 000 \$
StrategX Elements Corp.	240 000 \$
Ville de Hay River	227 075 \$
Pine Point Mining Itée	200 000 \$
Société de développement des entreprises d'Akaičho	188 920 \$
Services d'aide aux entreprises de Thebacha	182 891 \$
Margaret Lake Diamonds inc.	160 000 \$
Hameau de Tulita	152 049 \$
Gouvernement de Délıne Got'ıne	150 000 \$
Organisme communautaire d'Ulukhaktok	149 408 \$
Hameau incorporé de Tuktoyaktuk	140 579 \$
Université de l'Alberta	135 360 \$
Société de formation aux métiers des mines	134 053 \$
Jack Pine Paddle	122 570 \$
Première Nation Deninu K'ue	116 000 \$
Première Nation Pehdzéh K'ı	109 922 \$
Jardin communautaire d'Inuvik	107 838 \$
Première Nation des Dénés Yellowknives	101 678 \$
North Arrow Minerals inc.	100 000 \$

RÉSULTATS À L'ÉCHELLE LOCALE, RÉGIONALE ET TERRITORIALE

Les subventions et contributions versées durant l'exercice 2019-2020 totalisent 18 031 480 \$. Le tableau 3 illustre la répartition du financement par collectivité et par région, de même que les contributions allouées aux fournisseurs de services ou de produits à l'échelle territoriale.

Le graphique 2 illustre la distribution du financement par région, tandis que le graphique 3 indique les subventions et contributions accordées aux collectivités de groupe 1 et de groupe 2, ainsi que les subventions et contributions accordées à l'échelle territoriale. Environ 50 % de toutes les subventions et contributions ont été versées à des organismes qui œuvrent aux TNO. Ce chiffre inclut les contributions accordées à Tourisme TNO, à la SID et aux organisations qui assument des rôles de développement d'affaires ou économique sectoriels. Vingt-sept pour cent des subventions et contributions ont été accordés à 28 collectivités dites de niveau 2.

Tableau 3 : Subventions et contributions – par collectivité, par région et panterritoriales

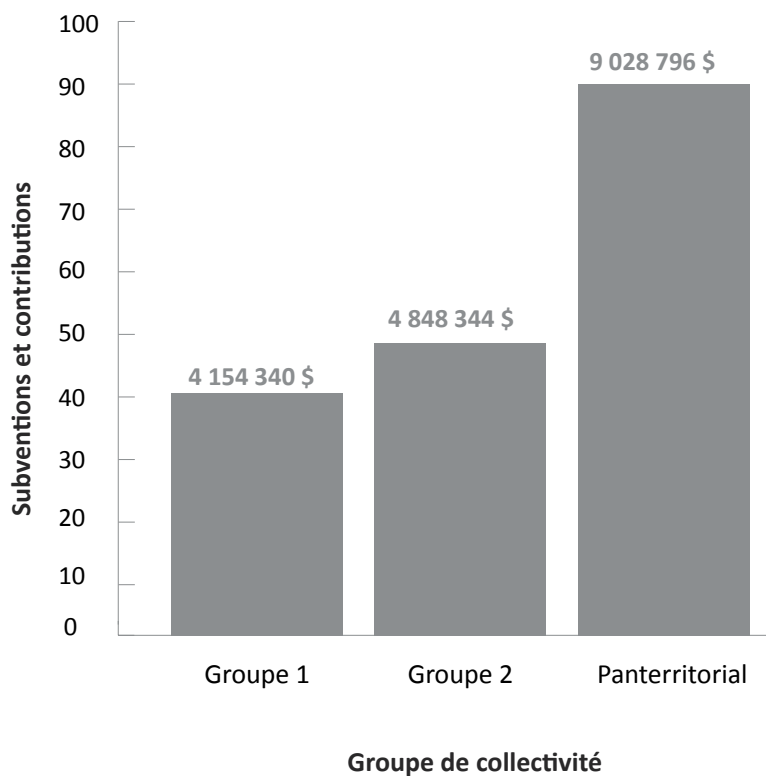
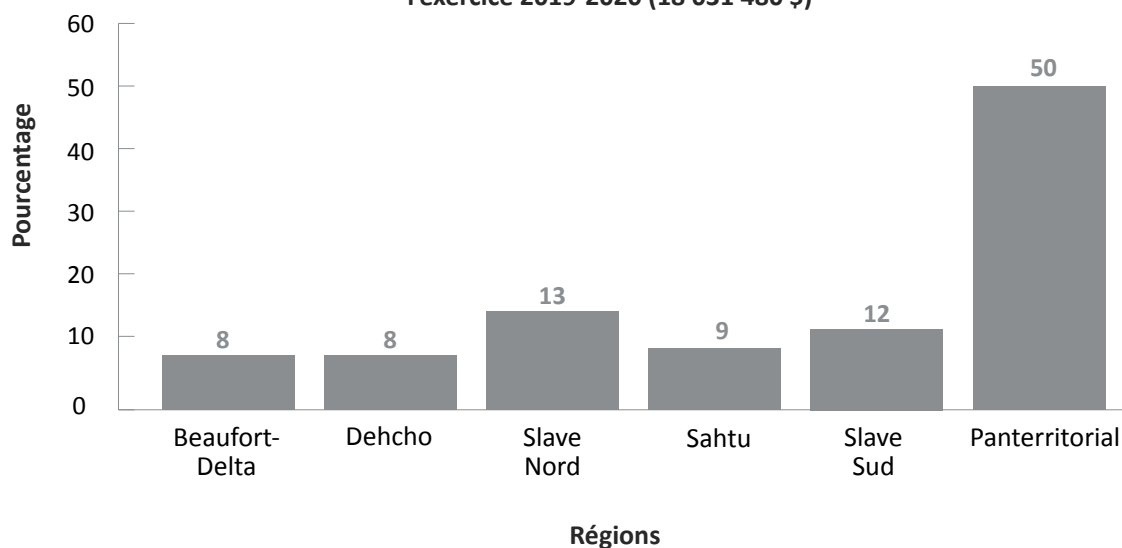
Bénéficiaires (collectivités et régions)	Montant
Beaufort-Delta	1 416 838 \$
Aklavik	60 994 \$
Fort McPherson	48 414 \$
Inuvik	564 126 \$
Paulatuk	69 232 \$
Sachs Harbour	31 558 \$
Tsiigehtchic	109 578 \$
Tuktoyaktuk	299 941 \$
Ulukhaktok	232 996 \$
Dehcho	1 501 200 \$
Fort Liard	75 202 \$
Fort Simpson	1 203 209 \$
Jean Marie River	52 790 \$
Nahanni Butte	45 416 \$
Sambaa K'e	50 085 \$
Wrigley	74 497 \$

Tableau 3 : Subventions et contributions – par collectivité, par région et panterritoriales

Bénéficiaires (collectivités et régions)	Montant
Slave Nord	2 351 923 \$
Behchokò	91 139 \$
Gamètì	136 114 \$
Łutselk'e	76 300 \$
Wekweètì	61 680 \$
Whatì	131 140 \$
Yellowknife*	1 855 550 \$
Sahtu	1 591 638 \$
Colville Lake	106 086 \$
Déliné	228 945 \$
Fort Good Hope	375 701 \$
Norman Wells	664 837 \$
Tulita	216 070 \$
Slave Sud	2 141 085 \$
Enterprise	30 718 \$
Fort Providence	176 243 \$
Fort Resolution	134 312 \$
Fort Smith	682 930 \$
Hay River	1 051 734 \$
Réserve de Hay River	65 148 \$
Panterritorial Les bénéficiaires ou les projets entrent dans ce groupe s'ils servent l'ensemble ou une partie des collectivités des TNO	9 028 796 \$
Total général	18 031 480 \$

* N'Dilo et Dettah

Graphique 2 : Subventions et contributions par région pour l'exercice 2019-2020 (18 031 480 \$)



Les subventions et contributions sont classifiées en trois groupes distincts :

Groupe 1 : Yellowknife, Hay River, Inuvik et Fort Smith

Groupe 2 : Les 28 collectivités restantes

Panterritorial : Les bénéficiaires ou les projets entrent dans ce groupe s'ils servent l'ensemble ou une partie des collectivités des TNO.

DISTRIBUTION PAR SECTEUR

Les programmes de subventions et de contributions du Ministère ont été conçus de façon à cibler trois grands secteurs d'investissement. La campagne « Explorons notre potentiel » (Unlocking Our Potential) vise à soutenir les secteurs de l'extraction minière et pétrolière, notamment les travaux géoscientifiques et les études sur le pergélisol; la campagne « Investir dans la diversité » (Investing in Diversity) regroupe des programmes axés sur le tourisme, les pêches commerciales, l'agriculture et l'économie traditionnelle, comme l'industrie de la fourrure et le secteur de l'artisanat, tout en favorisant le développement durable. La troisième campagne, « Services aux entreprises » (Business Services) chevauche parfois la deuxième. Les programmes qui s'y rattachent ont pour but de soutenir le développement de PME et d'entreprises de fabrication ténoises au moyen de contributions ou de prêts.

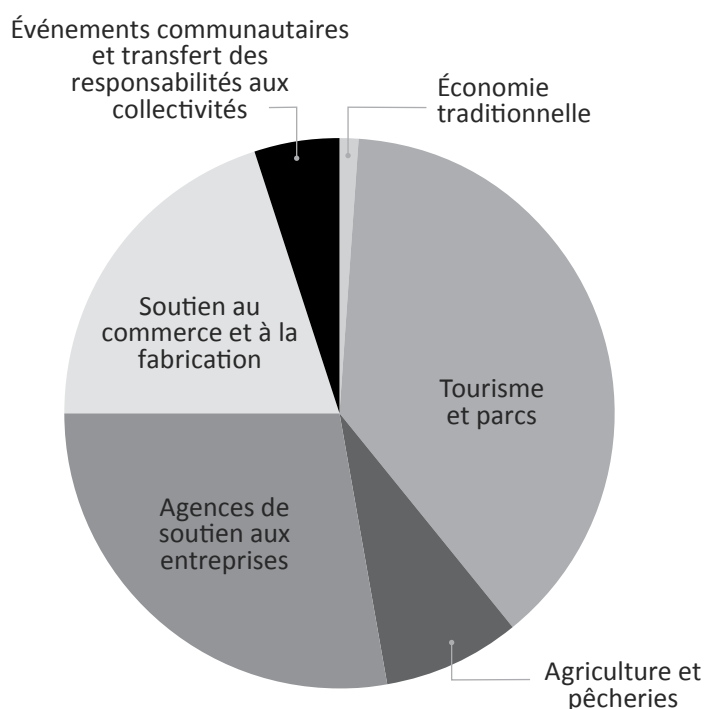
Comme indiqué dans le tableau 4, les divers programmes de contribution visant à soutenir les services aux entreprises ont 42 % des 18 031 480 \$ offerts en subventions et contributions par le Ministère. Ces programmes sont menés dans le cadre du Programme d'appui aux entrepreneurs et au développement économique (PAEDE) et par des organismes de soutien aux entreprises, comme la Société d'investissement et de développement.

Près de 34 % de l'enveloppe des subventions et contributions, soit quelque 6,1 millions de dollars, a été versé au secteur touristique. Parmi les activités couvertes par ce financement figurent le marketing, notamment la formation, la recherche et le développement de produits, le tourisme autochtone et une série d'autres initiatives liées au tourisme.

Tableau 4 : Subventions et contributions par secteur économique et d'investissement du MITI en 2019-2020

Services aux entreprises	Soutien au commerce et à la fabrication	3 175 530 \$
	Agences de soutien aux entreprises	4 485 095 \$
Investir dans la diversité	Agriculture et pêches	1 353 712 \$
	Tourisme et parcs	6 135 017 \$
	Économie traditionnelle	196 146 \$
Explorons notre potentiel	Événements communautaires et transfert des responsabilités aux collectivités	817 801 \$
	Ressources minières et pétrolières	1 868 179 \$

Graphique 4 : Subventions et contributions par secteur économique en 2019-2020



DÉTAILS SUR LE PROGRAMME

Durant l'exercice 2019-2020, le MITI a administré 24 programmes distincts de financement de projets, pour un total de 18 031 480 \$ en contributions (tableau 5). Il s'agit d'une diminution de 1 361 165 \$ par rapport à l'exercice précédent.

Tableau 5 : Contribution financière d'envergure par programme en 2019-2020

Programme	Charges réelles
Soutien aux entreprises et à la diversification économique	
Aide aux entrepreneurs et au développement économique	3 967 418 \$
Contributions diverses : diversification économique	16 992 \$
Festival d'art Great Northern	25 000 \$
Partenariat canadien pour l'agriculture	495 136 \$
Pêches commerciales	313 023 \$
Programme d'aide au cinéma	100 000 \$
Programme de développement des aliments du Nord	545 553 \$
Programme de développement des collectivités	865 045 \$
Projet de transfert des responsabilités aux collectivités	1 451 550 \$
Promotion des produits artistiques et artisanaux	80 067 \$
Société d'investissement et de développement	1 959 000 \$
Ressources minières et pétrolières	
Chambre des mines des TNO	120 000 \$
Contributions diverses : Commission géologique des TNO	414 291 \$
Contributions diverses : ressources minières et pétrolières	212 053 \$
Programme de mesures incitatives sur les activités minières	981 835 \$
Programme de soutien au développement des Autochtones	140 000 \$
Tourisme et parcs	
Bureau des congrès	100 000 \$
Contribution pour l'industrie du tourisme	4 136 000 \$
Coordonnateurs du tourisme communautaire	150 000 \$
Développer les compétences	51 510 \$
Infrastructures de tourisme communautaire	209 500 \$
Programme de diversification des produits de tourisme	1 081 507 \$
Services aux visiteurs de Yellowknife	161 000 \$
Tourisme 2020	455 000 \$
Total des contributions	18 031 480 \$

Les chiffres inclus dans les tableaux et les graphiques du présent rapport sont réajustés à la fin de l'exercice et peuvent ne pas comprendre les montants réellement payés en raison du moment de présentation du rapport final.

BUSINESS SUPPORT AND TRADE

BUSINESS DEVELOPMENT PROGRAM COMMUNITY FUTURES

Purpose

Industry, Tourism and Investment supports Community Futures Development Corporations (CFDCs) via the Community Futures Program.

Eligibility

Community Futures Development Corporations may be eligible for funding.

Grant/Contribution

Contribution

Maximum Amount Available Per Applicant

N/A

Program Budget

\$825,000 for the 2019-2020 fiscal year

Program Manager

Business Support and Trade Division

Policy Authority

Established under the authority of the Minister of Industry, Tourism and Investment

Application Process

Operations funding, via the Community Futures Program, is based on a Contribution Agreement model.

Results Reporting

The Community Futures Program is a community-based economic development initiative, delivered in each region. CFDCs operate independently of government as non-profit organizations and are overseen by a volunteer Board of Directors that is representative of the region and communities that it serves. CFDCs provide access to capital and business support services to entrepreneurs in their operating area.

In the 2019-2020 fiscal year, a total of \$865,045 in funding was provided for Community Future Development Corporations. This amount includes accruals at year end. A separate and detailed report for the Community Futures Program is produced and tabled in the Legislative Assembly and posted on the Industry Tourism and Investment website on an annual basis.

COMMUNITY TRANSFER INITIATIVES

Purpose

To provide funding for NWT communities to Economic Development Officers (EDOs), who are responsible to that community. ITI provides the salary and operations funding to individual communities.

Eligibility

All NWT communities are eligible to request the transfer of ITI EDO positions, where those positions have not already been transferred to the community.

Grant/Contribution

Contribution

Maximum Amount per Applicant

The maximum amount allocated per applicant varies by community depending on remoteness and whether the community is eligible for a half or full time position.

Program Budget

\$1,587,000 for the 2019-2020 fiscal year

Program Manager

Business Support and Trade Division

Policy Authority

Established under authority of the Minister of Industry, Tourism and Investment

Application Process

Funding is through negotiated agreements.

Results Reporting

Results of the Community Transfer Initiative are reported by ITI Regional Offices. Reporting includes an annual operational plan, a quarterly activity report and a performance appraisal for the EDO.

For the 2019-2020 fiscal year, 12 communities in the NWT participated in the Community Transfer Initiatives Program (Table 6). Total funding contributed was \$1,451,550 (this amount includes accruals at year end). Chart 5 provides a summary of transfer amounts for the past three fiscal years. The breakdown by Community for Community Transfer Initiatives is listed in Table 6.

**Chart 5: Community Transfer Program – Allocations
2016-2017 to 2019-2020**

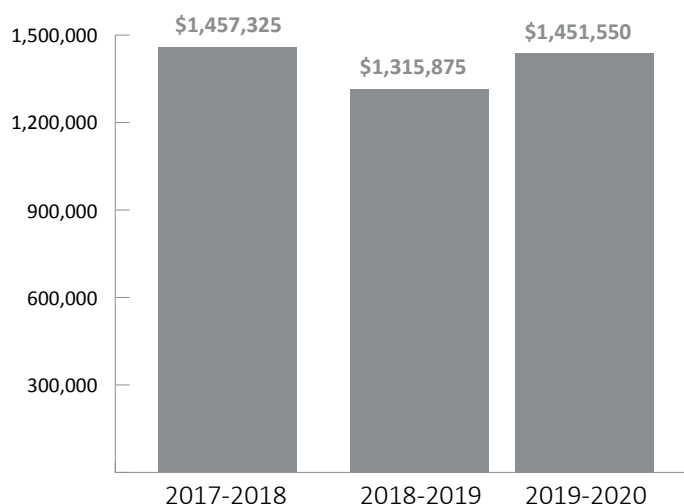


Table 6: Community Transfer Initiatives Program

Program Detail	Community	2017-2018	2018-2019	2019-2020
Akaitcho Business Development Corp.	Yellowknife	\$108,500	\$108,500	\$108,500
City of Yellowknife	Yellowknife	\$50,000	\$50,000	\$50,000
Dehcho Business Development Centre	Fort Simpson	\$108,000	\$108,000	\$108,000
Deninu K'ue First Nation	Fort Resolution	\$116,400	\$116,000	\$116,000
Déliné Got'Iné Government	Déliné	\$120,000	\$70,000	\$120,000
Hamlet of Fort Liard	Fort Liard	\$0	\$57,000	\$0
Hamlet of Tuktoyaktuk	Tuktoyaktuk	\$121,180	\$121,180	\$121,180
Tulita Yamoria Community Secretariat	Tulita	\$120,000	\$120,000	\$120,000
Hamlet of Ulukhaktok	Ulukhaktok	\$136,000	\$114,000	\$115,750
Tsiigehtchic Charter Community	Tsiigehtchic	\$44,625	\$8,575	\$59,500
Sahtu Business Development Corp.	Norman Wells	\$120,000	\$30,000	\$120,000
Tłıchǫ Government	Wha Ti, Gamètì & Wekweètì	\$292,620	\$292,620	\$292,620
Ne'Rahten Development Ltd.	Fort Good Hope	\$120,000	\$120,000	\$120,000
		\$1,457,325	\$1,315,875	\$1,451,550

SUPPORT FOR ENTREPRENEURS AND ECONOMIC DEVELOPMENT

Purpose

The Support for Entrepreneurs and Economic Development (SEED) Policy provides contributions to start a business; improve capacity or skills; and help small communities expand their local economy.

Eligibility

All NWT businesses, business associations, band/ and/ or, community councils and individuals are eligible. Specific eligibilities are provided under the individual program elements of the SEED Policy.

Grant/Contribution

Contribution

Maximum Amount Available Per Applicant

Excepting the Strategic Investments program, which allows for contributions up to \$75,000, the maximum amount available is up to \$25,000, depending on program category, to any one client in any fiscal year, with a cap of \$30,000 to any one client in any fiscal year.

Program Budget

Program funding was \$3,866,000 for the 2019-2020 fiscal year. This funding is inclusive of \$160,000 set aside for projects in the film sector, \$125,000 set aside for projects in the arts and crafts sector, and \$50,000 set aside for the Prospector Grubstake Program.

Program Manager

Business Support and Trade

Policy Authority

Established under the authority of the Minister of Industry, Tourism and Investment

Application Process

Application forms may be obtained from any local Industry, Tourism and Investment office.

A Contribution Agreement will be drawn up for a successful applicant. Specific terms and conditions vary according to the nature of the contribution and the project or activity being supported.

Results Reporting

In the fiscal year, Industry, Tourism and Investment provided \$3,967,418 in contributions to 430 individuals, businesses and organizations in the NWT; up from \$3,955,452 in 2018-2019 and \$3,839,112 in 2017-2018 (Chart 6).

By SEED Policy Program

Contributions made under the SEED Policy fall under six program categories (Table 7):

- Entrepreneur Support
- Sector Support
- Community Economic Development
- Micro Business
- Business Intelligence and Networking
- Strategic Investments

And one schedule:

- Film Industry Funding

Chart 6: SEED Allocations - 2013-2014 to 2019-2020
(\$ millions)



Table 7: SEED Allocations by Policy Programs

Distribution of Funding by SEED Policy Program	Contribution (\$)	Share (%)
Business Intelligence and Networking	\$107,860	3
Community Economic Development	\$1,454,866	37
Entrepreneur Support	\$1,366,513	34
Micro-Business	\$483,883	12
Sector Support	\$109,040	3
Strategic Investment	\$445,256	11
Grand Total	\$3,967,418	100

By Community Level

Under the SEED Policy, communities are defined as either Level 1 or Level 2 communities, as follows:

- **Level 1:** The most developed communities in the NWT. These communities have well developed community business infrastructure and air/road transportation links.
- **Level 2:** Communities with less-developed business infrastructure and air/road transportation links.

Seed Community Levels	
Level 1	Fort Smith, Hay River, Inuvik, and Yellowknife
Level 2	All Other Communities

Table 8: SEED Allocation by Community Level

Distribution of Funding by Community Level	Contribution (\$)	Share (%)
Level 1	\$1,500,507	38
Level 2	\$2,102,649	53
NWT-wide	\$364,262	9
Grand Total	\$3,967,418	100

See **Appendix “A”** for the full Support for Entrepreneurs and Economic Development Policy Report by Region and Client.

By Economic Sector

Under the SEED Policy, contributions are categorized into different economic sectors during the evaluation process. Where more than one sector could be considered for a project the most appropriate sector is chosen. Table 9 shows the economic sectors that received funding in 2019-2020:

Table 9: SEED Allocation by Economic Sectors

Activity Name	Contribution (\$)	Share (%)
Accommodation and Food Services	\$140,362	3.5
Agriculture	\$119,567	3.0
Arts and Crafts	\$738,796	18.6
Business Services	\$334,248	8.4
Construction	\$276,304	7.0
Educational Services	\$6,768	0.2
Entertainment and Recreation	\$134,989	3.4
Film	\$269,836	6.8
Finance and Insurance	\$2,400	0.1
Fisheries	\$92,700	2.3
Forestry and Logging	\$20,000	0.5
Health Care and Social Assistance	\$6,077	0.2
Information and Cultural Industries	\$38,802	1.0
Management of Companies and Enterprises	\$3,869	0.1
Manufacturing	\$117,311	3.0
Mining & Mineral Exploration	\$45,508	1.1
Oil and Gas	\$25,000	0.6
Other Services	\$240,463	6.1
Professional, Scientific and Technical Services	\$75,594	1.9
Public Administration	\$352,301	8.9
Real Estate, Rental and Leasing	\$0	0
Retail Trade	\$114,164	2.9
Traditional Harvesting	\$76,452	1.9
Transportation and Warehousing	\$93,441	2.4
Travel and Tourism	\$640,467	16.1
Utilities	\$2,000	0.1

ECONOMIC DIVERSIFICATION AGRICULTURE

“CANADIAN AGRICULTURAL PARTNERSHIP” – VARIOUS INITIATIVES

Background to Multilateral Agreement

The multilateral Canadian Agricultural Partnership (the Partnership) agreement came into effect on April 1, 2018, and will expire on March 31, 2023. The overall intent of this program is to increase production of local agricultural products in the north. Its goals are to build sector capacity, diversify local economies and encourage market access to fresh food in the NWT.

Under the Partnership with the federal government, up to \$1.1 million annually in cost shared investment has flowed to the NWT agriculture sector to increase resource capacity to grow food in all NWT communities. The Partnership was cost shared on an approximate 40:60 basis. The annual federal government contribution equated to \$732,600, while the GNWT provided up to \$488,400.

Purpose of Contributions of Various Initiatives

Contributions made under the cost shared program support business based and territorial wide initiatives that encourage agriculture sector development. Investments are intended to build resource capacity, promote greater agriculture awareness, encourage local and commercialized food production and facilitate access and marketability of domestically sourced eggs, and produce from communities throughout the NWT.

Eligibility

Contributions were open to applications from NWT-based private sector partners, participants or organizations involved in planning, delivery and/or funding and support of one or more of the six strategic priorities set out under the Partnership.

- Market and Trade
- Science, Research and Innovation
- Risk Management
- Environmental Sustainability and Climate Change
- Value-Added Agriculture and Agri-Food Processing
- Public Trust

Grant/Contribution

Some entries may represent more than one project undertaken by a specific client within the 2019-2020 fiscal year.

Maximum Amount per Applicant

The maximum amount allocated per applicant varies based on the initiative and relevant program terms and conditions.

Program Budget

Specific funding for this cost shared program was included in ITI's 2019-2020 Business Plan. Funding is subject to the availability of fiscal resources and the capacity within the Department to address them.

Annual allocations are determined through ITI's appropriation and expenditures.

The total approved appropriation specific to the Partnership within ITI for 2019-2020 was \$488,000.

Program Managers

Director of Economic Diversification and ITI Regional Superintendents.

Policy Authority

Agreement established under authority of the Minister of Minister of Industry, Tourism and Investment.

Application Process

Funding is through application to one of the Program Managers.

2019-2020 Various Initiatives Results Reporting

The following tables show initiatives funded in the 2019-2020 fiscal year through the Partnership.

The NWT Agriculture Strategy was approved and released in March 2017. The Strategy is currently in its initial phase of implementation.

Actual expenditures in grants and contributions by ITI as the GNWT's cost shared portion of the Partnership were \$495,136. Investments in contributions totaled \$958,903, including both federal and territorial amounts. A portion of the Partnership's expenses is also spent under other expenses resulting in a final Partnership \$1,073,260 for the 2019-2020 fiscal year.

Table 10: Canadian Agricultural Partnership – Allocations by Recipients, Location and Project

Canadian Agricultural Partnership - 2019-2020 Listing Of Projects				
Region/Type/Projects Funded Under	Recipients	Projects/Purpose	Community	Amount
SOUTH SLAVE REGION				
MARKETS AND TRADE				
Agriculture Training Program	Green, Helen	To attend a market garden workshop	Hay River	\$1,954
Small Scale Foods	Ecole Boreale	To deliver the "Take a Kid Gardening Program"	Hay River	\$3,000
	Hay River Community Garden Society	To assist with enhancing the Hay River Community greenhouse	Hay River	\$5,625
	Incorporated Hamlet of Fort Providence	To assist with materials and start up supplies for community garden	Fort Providence	\$14,438
	South Slave Divisional Education	To assist with costs associated with delivering the "Take A Kid Gardening Program/Curriculum in schools with the South Slave Region	Fort Smith	\$30,000
	West Point First Nation	To assist with the development of a community garden/greenhouse in West Point	Hay River	\$4,680
VALUE-ADDED AGRICULTURE AND AGRI-FOOD PROCESSING				
Value Added development programs	Boden Farms Inc.	To assist with crop inputs and irrigation equipment	Hay River	\$18,000
	Boden Farms Inc.	To assist with packaging costs	Hay River	\$2,500
	Green, Helen	To assist with costs associated with increasing productive capacity and to expand by constructing a new greenhouse	Hay River	\$20,000
	Riverside Growers	To assist with greenhouse construction and productivity improvement	Hay River	\$37,720
	Roots and Ruminants Inc.	To assist with new technologies and equipment that will increase efficiencies and profitability	Fort Smith	\$20,704
	Tambour, Henry Arthur	To assist with the expansion of a market gargen on the Hay River Reserve	Hay River Reserve	\$14,278
Total South Slave Region				\$172,899

Canadian Agricultural Partnership - 2019-2020 Listing Of Projects				
Region/Type/Projects Funded Under	Recipients	Projects/Purpose	Community	Amount
DEHCHO REGION				
MARKETS AND TRADE				
Market Development Program	Fort Simpson Community Garden Society	Purchase greenhouse and tools	Fort Simpson	\$13,499
	Fort Simpson Community Garden Society	Send 3 members to NFTI course in Hay River	Fort Simpson	\$1,474
	Hamlet of Fort Liard	Community Garden Project (garden coordinator)	Fort Liard	\$10,000
	Jean Marie River First Na	Send 3 participants to NFTI Dehcho Systems Course - March	Jean Marie River	\$1,162
	Nahanni Butte Dene Band	Community Garden (garden coordinator/peat moss, etc)	Nahanni Butte	\$13,000
	Nahanni Butte Dene Band	Send 3 members to NFTI course in Hay River	Nahanni Butte	\$1,165
	Northern Farm Training Institute	Dehcho System Development Course	Hay River	\$34,896
	Sambaa Ke First Nation	Dehcho Food System Development Course - November	Sambaa K'e	\$4,094
	Sambaa K'e First Nation	Community Garden Coordinator	Sambaa K'e	\$10,000
	Sambaa K'e First Nation	To attend Dehcho System Development Course - March	Sambaa K'e	\$4,805
Agriculture Training Program	Horesay, Pamela	To attend Cannabis Production Level 1 with Olds College	Fort Simpson	\$6,962
	Northern Farm Training Institute	CA from 2018/2019 (agriculture training)	Hay River	\$2,469
VALUE ADDED AGRICULTURE & AGRI FOOD PROCESSING				
Agriculture and Food Processing Development	Fort Simpson Community Garden Society	Sustaining highly localized food economy 2020 (garden coordinator)	Fort Simpson	\$21,494
	Jean Marie River First Nation	Community greenhouse installation and storage shed	Jean Marie River	\$16,462
	Nahanni Butte Dene Band	Purchase 2 greenhouses for community garden	Nahanni Butte	\$6,683
	Pehdzeh Ki First Nation	Agriculture development infrastructure	Wrigley	\$26,873
Total Dehcho Region				\$175,038

Canadian Agricultural Partnership - 2019-2020 Listing Of Projects				
Region/Type/Projects Funded Under	Recipients	Projects/Purpose	Community	Amount
NORTH SLAVE REGION				
MARKETS AND TRADE				
Market Development Program	Ulbricht, Franziska	Attend a Market Gardening Workshop	Yellowknife	\$1,597
	Community Government of Gameti	Attend Eclibrium Training In Washington	Gamètì	\$9,324
	Ecology North	Assist with fall harvest fair	Yellowknife	\$7,000
	Ecology North	Assist for local food for youth programming	Yellowknife	\$10,095
	Johnson, Katie	Assist with garden & greenhouse upgrades	Yellowknife	\$4,158
	Nelson, Lyle	Assist with equipment for potatoe farm	Łutselk'e	\$18,000
	Nelson, Lyle	Shipping costs for tractor to lutselke	Łutselk'e	\$10,000
	Yellowknife Farmer's Market	Assist with harvesters table operation	Yellowknife	\$15,000
	Yellowknife Farmer's Market	How to become a Vendor Workshop	Yellowknife	\$2,700
	Yellowknives Dene First Nation	Gameti Farm Visit to enhance knowledge	Yellowknife	\$2,540
Agriculture Training Program	Benoit, France	Support the development of a commercial farm	Yellowknife	\$13,171
	Benoit, France	Assist with cost for mentee and consultant	Yellowknife	\$6,720
	Benoit, France	Assist with cost to start new farm	Yellowknife	\$10,000
	Boreal Cultivation Inc	Support the creation of cannabis facility	Yellowknife	\$60,000
Small Scale Foods	Community Government of Gameti	Support Gameti Farm Operations	Gamètì	\$25,160
	Northern Farm Training Institute	NFTI training for Lutselke residents	Hay River	\$9,666
	Northern Farm Training Institute	LKDFN Members train with NFTI	Hay River	\$9,936
	Tlicho Christian Fellowship	NFTI Training and build greenhouse	Behchokò	\$9,531
	Yellowknives Dene First Nation	Assist with garden coordinator & supplies	Yellowknife	\$7,904
	Yellowknives Dene First Nation	Support Community Garden Program	Yellowknife	\$19,500
VALUE-ADDED AGRICULTURE AND AGRI-FOOD PROCESSING				
Agriculture and Food Processing Development	Erasmus, Lila May	Support land for Naturally Dene Garden	Yellowknife	\$8,348
VALUE-ADDED AGRICULTURE AND AGRI-FOOD PROCESSING				
Agriculture and Agri-Food Research	Auger, Marie-Christine	Support overwintering of Honeybees	Yellowknife	\$1,080
Total North Slave Region				\$261,430

Canadian Agricultural Partnership - 2019-2020 Listing Of Projects				
Region/Type/Projects Funded Under	Recipients	Projects/Purpose	Community	Amount
SAHTU REGION				
MARKETS AND TRADE				
Market Development Program	Behdzi Ahda First Nation	Garden Coordinators/Artist	Colville Lake	\$11,750
	Behdzi Ahda First Nation	Topsoil Screener & Accessories	Colville Lake	\$10,000
	Hamlet of Tulita	Take a kid gardening program	Tulita	\$2,623
	Ne'Rahten Development Ltd.	Garden Coordinator, supplies, training and admin	Fort Good Hope	\$16,174
	Tulita Gardening Society	2019 Gardening Workshops	Tulita	\$6,000
	Tulita Gardening Society	Greenhouse Expansion & 365 Gardening	Tulita	\$3,442
	Tulita Gardening Society	Green House Construction	Tulita	\$8,640
Small Scale Foods	Tulita Gardening Society	Community Garden Coordinator	Tulita	\$10,000
RISK MANAGEMENT				
Food Safety Program	Aurora College	Country Foods Processing	Déline	\$10,000
VALUE-ADDED AGRICULTURE AND AGRI-FOOD PROCESSING				
Agriculture and Food Processing Development	Behdzi Ahda First Nation	Topsoil Screener & Accessories	Colville Lake	\$42,485
	Sahtu Gardens	Greenhouse Construction Project	Norman Wells	\$12,879
	Tulita Gardening Society	Materials and supplies	Tulita	\$7,129
	Tulita Gardening Society	Greenhouse Expansion & 365 Gardening	Tulita	\$10,355
	Tulita Gardening Society	Gardening ATV	Tulita	\$8,000
Total Sahtu Region				\$159,477

Canadian Agricultural Partnership - 2019-2020 Listing Of Projects				
Region/Type/Projects Funded Under	Recipients	Projects/Purpose	Community	Amount
BEAUFORT DELTA REGION				
MARKETS AND TRADE				
Small Scale Foods	Community Garden Society of Inuvik	Spring Community Garden Internship	Beaufort Delta Region	\$33,066
	Community Garden Society of Inuvik	Regional Community Garden Maintenance Support	Inuvik	\$48,208
	Community Garden Society of Inuvik	Regional Gardening in the Arctic Workshop	Inuvik	\$38,211
	Community Garden Society of Inuvik	Annual plant order	Inuvik	\$20,825
	Peel River Garden Society	Plant/Supplies order	Aklavik	\$19,259
	Ulukhaktok Garden Society	Renovate/repair existing greenhouse	Ulukhaktok	\$5,000
SCIENCE, RESEARCH AND INNOVATION				
Agriculture and Agri-Food Research	Community Garden Society of Inuvik	Arctic Net Conference	Beaufort Delta region	\$2,847
	Community Garden Society of Inuvik	Inuit Studies Conference	Inuvik	\$4,851
	Community Garden Society of Inuvik	Opportunities North Conference	Inuvik	\$1,533
Total Beaufort Delta Region				\$173,800

Canadian Agricultural Partnership - 2019-2020 Listing Of Projects				
Region/Type/Projects Funded Under	Recipients	Projects/Purpose	Location	Amount
HEADQUARTERS				
PUBLIC TRUST				
Agriculture and Awareness Program	The NWT Food Network	Membership drive to produce a thriving NWT Food Network	Yellowknife	\$13,260
SCIENCE, RESEARCH AND INNOVATION				
Agriculture and Agri-Food Research	Ecology North	Research, Technical writing, graphic design/ layout new Back yard Guide for bee keeping	Yellowknife	\$3,000
Total Headquarters region				\$16,260
Eligible Partnership costs incurred through GNWT Operations and Maintenance (O&M) within the regions and headquarters include program delivery costs such as: freight and shipping of equipment and supplies, travel to/from communities, providing outreach and extensions services, costs associated with participation in national agriculture working groups and leadership tables, agriculture equipment and supplies				\$114,357
TOTAL REGIONAL AND HEADQUARTERS G&C UNDER THE PARTNERSHIP				\$1,073,260

Great Northern Arts Festival – Inuvik (Total Amount of \$25,000)

In 2019, and in support of the tourism sector, ITI supported a more coordinated approach to leveraging the potential of festivals and events as tourism attractions by offsetting the production costs of the Great Northern Arts Festival in Inuvik.

The 10 day festival commenced July 12th, 2019, marking the 31st year of the only pan-northern arts festival in Canada. This was the sixth year using an integrated system of inventory control, point of sales and artists payments.

Tourism 2020 identified five focus areas for support:

- Visitor Attraction and Experience
- Aboriginal Cultural Tourism
- Community Tourism Development
- Skills Development
- Tourism Research and Planning

In addition to Arts support provided through SEED and through operations and maintenance funding, the the Department also provided an additional \$80,067 in contributions in support of the arts sector.

NORTHERN FOOD DEVELOPMENT PROGRAM

Purpose

To remove barriers, create employment and facilitate the development of the NWT food production sector by providing support to producers of northern fish, meat and other food products for sale to consumers in the NWT by making investments that support:

- Community economic diversification
- Northern food production and processing
- Increasing local and regional agriculture and fishery participation and output
- Encouraging/supporting local and niche food production and marketing initiatives
- Increasing availability of NWT foods to NWT consumers

Eligibility

All NWT businesses, individuals, co-operatives, community based organizations and associations engaged in the local production of food.

Grant/Contribution

Contribution

Funding Available Per Applicant

Contributions are aimed at individual entrepreneurs or businesses where the benefits accrue primarily to the client but meet the overall goal of the Northern

Food Development Program. The maximum level of funding made available under the various sectors within food harvesting or production is dependent on the type of activity undertaken. The details are posted on the ITI website.

Program Budget

\$550,000 for the 2019-2020 fiscal year

Program Manager

Regional Superintendents

Policy Authority

Established under authority of the Minister of Industry, Tourism and Investment.

Application Process

The application form used for the SEED Policy is also used for the Northern Food Development Program. The SEED application form is available at the Regional and Headquarters offices of ITI. Regional Offices are available to discuss project proposals and assist with the completion of applications. Completed regional applications are delivered to ITI Regional Offices, who are responsible for approvals.

Results Reporting

For the 2019-2020 fiscal year, ITI provided \$545,553 in direct funding through the Northern Food Development Program to individuals, businesses, educational institutions and Indigenous governments in all five regions across the NWT as shown in Table 11.

Table 11: Northern Food Development – Allocations by Recipient, Location and Project in 2019-2020

Recipient	Project/Purpose	Region/ Community	Amount
Total South Slave Region			\$238,264
Duncan Richardson Fisheries	To assist with cost to replace engine on fishing vessel	Hay River	\$20,000
Duncan Richardson Fisheries	To assist with emergency upgrades to commercial fishing vessel	Hay River	\$722
Duncan Richardson Fisheries	To assist with repairs to a commercial fishing vessel	Hay River	\$1,556
Green, Helen	to assist with costs associated with increasing productive capacity and to expand by constructing a new greenhouse	Hay River	\$10,000
Linington, Stacy	To assist with emergency upgrades to a large commercial summer fishery	Hay River	\$20,000
Linington, Stacy	To assist with upgrading a commercial fishery on Great Slave Lake	Hay River	\$20,000
Linington, Troy	to assist with design and down payment of new fishing vessel	Hay River	\$20,000
McCallum, Marius	to assist with marketing support	Hay River	\$1,582
Oslund, Bill	to assist with costs associated with upgrading a commercial fishing vessel	Hay River	\$7,500
Richardson, David	To upgrade/modernize a commercial fishery	Hay River	\$13,280
Richardson, David	To assist with upgrades to summer commercial fishery	Hay River	\$7,969
Riverside Growers	To assist with greenhouse construction and LED alternate energy technology	Hay River	\$10,000
Simba, Fred	To assist with upgrade for fishing operation	Hay River	\$6,667
Town of Hay River	To assist with costs to meet food safe practices	Hay River	\$20,000
Tu'Cho'Fisher's Co-operative limited	To assist with meeting cost and travel expenses to advance fisheries	Hay River	\$5,000
Desnede Farmers Market	To assist with costs to implement a waste reduction strategy	Fort Smith	\$3,632
Roots and Ruminants Inc.	To expand agriculture business	Fort Smith	\$20,000
Undaa Gogah Corporation	To help establish a commercial fishery in Fort Providence	Fort Providence	\$42,541
Sabourin, Peter	To assist a commercial fisher with the purchase of fishing nets and boat repairs	Hay River Reserve	\$7,816

Recipient	Project/Purpose	Region/ Community	Amount
Total North Slave Region			\$156,876
Cabin Snacks	Assist with start-up costs (packaging/materials, website design, and manufacturing equipment).	Yellowknife	\$15,000
Chetwynd, Courtney Jean	Assistance for agriculture business start-up	Yellowknife	\$5,000
Cott, Peter	Assist with purchase of commercial fishing equipment to increase yields and safety	Yellowknife	\$10,000
Durent, Olivier	Assist with purchase of snowmobile	Yellowknife	\$5,000
Lang, Becky	Assist with purchase of a commercial fishing boat to expand operations	Yellowknife	\$20,000
Laughing Lichen Wildcrafted Herb & Tea	Assist with costs to complete herb drying facility, main buildings, and commercial kitchen	Yellowknife	\$20,000
Lee, Nahum Daniel	Assist with boat engine refurbishment and equipment purchase	Yellowknife	\$10,545
NWT Fish Company	Assistance with consultation costs associated with HACCP program creation	Yellowknife	\$15,000
Sadler, Shane	Assist with purchase of filleting and safety equipment	Yellowknife	\$21,300
Vaillancourt, Stephanie	Assist with purchase of equipment for fish vending trailer	Yellowknife	\$6,045
Yellowknives Dene First Nation	Support for YKDFN's agricultural programming	Yellowknife	\$8,700
Community Government of Behchokò	Assist with construction of a new community garden at the Sportsplex	Behchokò	\$3,133
Tłı̨chʼı̨ Christian Fellowship	Assist with the purchase of garden supplies to support increased yields	Behchokò	\$4,000
Community Government of Whatı̨	Assist with construction of a greenhouse	Whatı̨	\$9,490
Community Government of Gametı̨	Assist with purchase of supplies and materials for community garden	Gametı̨	\$3,663
Total Sahtu Region			\$27,000
Délı̨ne Got'ı̨ne Government	Délı̨ne Community Garden	Délı̨ne	\$27,000
Total Beaufort Delta Region			\$56,938
Charlie, Courtney Andrea	Poultry farm setup	Aklavik	\$14,096
Gwichya Gwich'in Council	Fish plant feasibility study	Tsiigehtchic	\$25,000
Community Garden Society of Inuvik	Business plan and Financial review	Inuvik	\$11,000
Ulukhaktok Community Corporation	To assist with hosting food week	Ulukhaktok	\$6,842
Total Dehcho			\$66,474
Midnight Sun Growers	To enhance the irrigation system and prep the berry orchard	Fort Simpson	\$66,474
TOTAL OF ALL CONTRIBUTIONS			\$545,553

FISHERIES

COMMERCIAL FISHERY ASSISTANCE INDUSTRY SUPPORT

Purpose

To offset the high freight and production costs associated with operating commercial fisheries in the NWT.

Eligibility

Eligibility is restricted to commercial fishermen, holders of commercial fishing licences, and members of the NWT Fishermen's Federation (NWTFF).

Grant/Contribution

Contribution

Maximum Amount Available Per Applicant

Maximum amount available under this Program is:

- Core Funding -\$20,000 (Operations and Maintenance for the NWTFF)
- Freight support on Lake Whitefish, Lake Trout, Northern Pike and Walleye delivered to the Freshwater Fish Marketing Corporation (FFMC) plant to offset freight to Winnipeg, \$0.23/lbs. to a maximum of \$205,000. Results: 30 fishers were paid out of this fund

Program Budget

\$450,000 for the 2019-2020 fiscal year

Program Manager

Economic Diversification Division, North and South Slave Regional Superintendents.

Policy Authority

Established under authority of Minister of Industry, Tourism and Investment.

Application Process

Program delivery is managed by the NWTFF, through a Memorandum of Understanding with the Department of ITI. Commercial fishers apply to the NWTFF for funds.

Results Reporting – 2019-2020

\$313,023 in contributions were provided in 2019-2020 through three program schedules.

1. Core Funding:

Funds assist in defraying a portion of the costs of administration for the NWTFF.

Results:

Contributions supported the NWTFF in assisting the GNWT with the development of a commercial fish strategy, looking at developing a brand for fish caught on the Great Slave Lake and the hosting of its Annual General Meeting.

2. Industry Support Payments:

Assist commercial fishers with production and transportation costs of eligible species (White species of fish - Whitefish, Trout and Pike). The amount paid to commercial fishers is \$0.23/lb and is based on previous year's production.

3. Other Support

RESULTS:

See table 12.

Table 12: Commercial Fishery Assistance Industry Support - Allocations by Program Area

Schedule	Commercial Fishery Assistance Industry Support	Purpose	Regions	Amount
3	Tu'Cho' Fisher's Co-operative limited	To assist with professional services to analyze seven species of fish	South Slave/Hay River	\$42,210
	NWT Fisherman's Federation	Administrative Project Support to deliver GNWT Commercial Support Program	South Slave/Hay River	\$20,000
3	NWT Fisherman's Federation	Bylaw & Board development for Tu'Cho' Fisherman's Co-operators Ltd.	South Slave/Hay River	\$23,867
1	NWT Fisherman's Federation	Payments to GSL Commercial Fisher's \$.23/lb based on previous years production	South Slave/Hay River	\$226,946
	Total			\$313,023

TRADITIONAL ECONOMY - FURS

GENUINE MACKENZIE VALLEY FUR - FUR PRICE PROGRAM

Effective April 1, 2015, a number of grants and contribution program areas linked to, or part of, the broader incentive of encouraging and protecting the northern fur trapping economic sector were transferred from ITI to the Department of Environment and Natural Resources, including:

- Genuine Mackenzie Valley Fur Program- service
- Fur Advance
- Prime Fur Bonus
- Grubstake
- Community Harvesters Assistance Program;
- Hunters and Trappers Disaster Compensation Program;
- Local Wildlife Committees;
- Take a Kid Trapping;
- Western Harvesters Assistance Program

The Fur Price Program grant and contribution budget is set at \$560,000 shared between ENR and ITI. ITI is allocated \$155,000 to conduct fur marketing activities and pay sales commissions paid out after every sale.

Purpose

The ITI portion of the Fur Price Program pays all sales commissions and handling fees for fur shipped to auction and related marketing costs.

Eligibility

Service providers must be specialized in marketing of international fur sales and marketing to international auction houses.

Grant/Contribution

Contribution

Maximum Amount Available Per Applicant

Funding levels are based on market results and marketing activity.

Program Budget

The 2019-2020 Budget Allocation identified \$155,000 for this contribution program.

Program Manager

Economic Diversification Division

Policy Authority

Established under authority of Minister of Industry, Tourism and Investment.

Application Process

Program entitlement is generated by individual pelts delivered, prices obtained, and the quantum of pelts delivered over the course of the year. The cost to sell the fur (sale commission) is set at a contracted rate of 8 per cent of the sold value.

Results Reporting

There was an expenditure of \$16,992 in direct support of the Fur Price Program for 2019-2020.

FILM

FILM REBATE PROGRAM

Purpose

To encourage active NWT film and television production companies to film on location in the NWT, to purchase goods and services in the NWT, and to hire and train NWT residents.

The Film Rebate Program has three categories:

- NWT Labour/Training Rebate
- NWT Expenditure Rebate
- NWT Travel Rebate

Eligibility

Applicants or productions eligible for the Film Rebate Program are:

- Guest Producers, NWT Co-Production Partners and NWT production companies;
- Pre-production and production costs for film and television filming in the NWT, where NWT labour content equals or exceeds 30 per cent of total
- In-territory (NWT) spend;
- Minimum NWT Spend of \$60,000 which can combine NWT Labour/NWT Spend (excludes GST);
- Preference will be given to projects with TV broadcast or theatrical distribution commitments; and
- Commercials are only eligible to apply under the NWT Travel Rebate category of the NWT Film Rebate Program.

Grant/Contribution

Contribution

Maximum Amount Available Per Applicant

Maximum per applicant per project are guided by the following:

NWT Labour/Training Rebate

- 25 per cent rebate for eligible NWT labour.

- An additional 15 per cent rebate for recognized positions or for NWT resident candidates receiving on-set training.

NWT Expenditure Rebate

- 25 per cent rebate for all goods and services that qualify as NWT Spend purchased and consumed in the NWT.
- An additional 15 per cent rebate for goods and services for productions shooting outside of The City of Yellowknife.

NWT Travel Rebate

- Ten per cent rebate for travel to/from the NWT from anywhere in the world (south of the 60th Parallel).
- 30 per cent rebate for travel within the NWT (excluding aerial photography) not to exceed \$15,000 per production.

Program Budget

The NWT Film Rebate Program budget for 2019-2020 was \$200,000.

Program Manager

The NWT Film Commissioner, a position designated by the Minister of ITI and certified by the Association of Film Commissioners International. The Associate Film Commissioner will fulfill the responsibilities of the Film Commissioner as delegated.

Policy Authority

Established under the authority of the Minister of Industry, Tourism and Investment.

Application Process

Application form and guidelines for the NWT Film Rebate Program can be found on the NWT Film Commission website at: www.nwtfilm.com

Applications must be received by predetermined dates each year and funding distributed to those that meet the NWT Film Rebate Program criteria and provide the greatest benefit to the NWT.

Completed applications are evaluated by staff of the NWT Film Commission.

Successful applicants will be notified by the NWT Film Commission of the decision and provided with a written estimate of the pre-approved rebate, based on the information provided, along with a Contribution Agreement. The Contribution Agreement will outline the deliverables and requirements by the NWT Film Commission, which must be entered into by the applicant to receive funding under the NWT Film Rebate Program.

The NWT Film Commission reserves the right to exercise discretion throughout this process, including the evaluation of projects that realize significant benefits to the NWT.

Decisions by the NWT Film Commission are eligible to an appeal process. Appeals must be in writing and received by the ITI Assistant Deputy Minister of Economic Development no later than 30 days following the date that the applicant has received notification of the approving authority's decision.

Results Reporting

A total of two film project contributions were made in the 2019-2020 fiscal year, totaling \$100,000.

Table 13: Film Rebate Program – Summary of Contribution Details

Recipient	Project/Purpose	Region/ Community	Amount
Fearless Productions 7 Ltd.	The Amazing Race Season 8	Beaufort Delta/Inuvik/Tuktoyaktuk	\$25,000
Whitecap Alpine Adventures Inc.	Alone – Season 7	North Slave/ Łutselk'e	\$75,000
Total			\$100,000

TOURISM AND PARKS

TOURISM INDUSTRY DESTINATION MARKETING ORGANIZATION AND CONVENTION BUREAU

Purpose

For Northwest Territories Tourism (NWTT) to deliver the Tourism Marketing Program on behalf of the GNWT and finance the costs incurred in the delivery of services to the NWTT industry through the NWTT Business and Marketing Plan.

Eligibility

This contribution is exclusively directed to NWTT, the association acting as the Destination Marketing Organization (DMO) for the NWT.

Grant/Contribution

Contribution Agreement

Maximum Amount Available Per Applicant

NWTT is the official organization that represents the majority of tourism industry members in the NWT and delivers the Tourism Marketing Program on behalf of the GNWT.

Program Budget

The core contribution for the 2020 fiscal year was \$3,436,000 (includes \$100,000 for the Conference Bureau).

Program Manager

Tourism and Parks Division

Policy Authority

Established under authority of Minister of Industry, Tourism and Investment.

Application Process

This is an annual contribution approved through the GNWT business planning process.

Results Reporting

The following is a summary of the marketing activities that NWTT has undertaken during the 2019-2020 fiscal year.

Marketing Activity Update and Result Reporting

1. Consumer Direct Marketing

Consumer direct marketing includes the NWT travel guides, the NWTT website, social media, advertising, consumer shows and special events.

(i) Travel Guides

NWTT printed 30,000 Explorers' Guides in 2020.

The Explorers' Guides produced were initially distributed in January 2020 to a range of places including visitor information centres across Canada and have subsequently been distributed at consumer shows and in response to individual requests via the website or by phone. In March, in response to COVID-19 travel advisories and border closures, NWTT produced for inclusion in Explorers' Guide individual orders, an insert to alert potential visitors of the need to consult the GNWT Department of Health website for the latest updates on border closures and health orders. This insert will continue to be included until borders reopen.

(ii) NWTT Website

The spectacularnwt.com website is a critical tool in measuring the performance of the marketing efforts by NWT Tourism. Website traffic is an objective measurement tool, providing feedback on marketing activities instantly, particularly regarding digital advertising.

The website had over 450,000 users who visited almost one million web pages in this fiscal year. Total operator listings visited this year was more than 50,000 and this is important as potential visitors must book trips directly with tourism operators. The fiscal year 2019-20 saw an overall increase in traffic by over 20 per cent year over year. Social media was a big driver of web traffic, particularly to stories as NWTT moved away from a previous tactical decision to keep visitor traffic within our social media channels rather than driving visitor traffic to the website via links.

(iii) Digital Consumer Advertising

NWTT maintained an "always on" strategy again this year, with digital ads throughout the year. An "always on" strategy has meant that digital advertising placements have occurred over the entire year. The main target markets for our digital advertising were the Canadian and US markets. Digital ad campaign traffic increased by over 193 per cent this year. This is especially noteworthy because in 2018-19 web traffic increased by 229 per cent over 2017-18. Website users generated by campaigns increased to over 156,000 in this fiscal year compared to just over 42,000 last year and just under 13,000 the year before.

(iv) Integrated Marketing Campaign

The campaign concept was "The NWT Will Change You" and focused on the transformational nature of a visit to the NWT. The campaign had many components, including the creation and use of 360° videos shown on a special Oculus Rift headset. The videos showcased activities in all regions of the NWT, and featured both summer and winter seasons. Additional campaign components included branded vehicles, a "trip of a lifetime" contest,

digital advertising, the use of social media influencers, and earned media. On the website, the campaign generated almost 60,000 clicks with 45,000 unique users. While all campaign components were implemented, some were affected by the COVID-19 pandemic including the activation planned for the Calgary Outdoor Adventure show in March, which was cancelled.

(v) Social Media Marketing

Social media followers grew across Facebook and Instagram in the 2019-20 fiscal year and remained quite flat on Twitter. Facebook, by far the largest social media outlet in terms of visitor numbers and engagement, grew by over 3,000 followers in this fiscal year, ending the year with over 75,000 followers. The total number of followers on all NWTT social media accounts is over 117,000 with a potential post reach of over 1 million people. Many of the most popular posts in our social media channels were from communities outside of Yellowknife. Posts about Tuktoyaktuk, road trips, and waterfalls have done very well on social media in the past year.

(vi) Content Marketing

The content marketing program continues to contribute a great deal to the marketing efforts of NWTT. In this fiscal year, individual stories have resulted in over 233,000 pageviews on the website. This accounts for 25 per cent of all web traffic on the website. This year, there was no extraordinarily popular story. Rather, traffic is coming to the wealth of different story content available on the SpectacularNWT website.

(vii) Consumer Show Program

The consumer show program is an important component of the NWTT Marketing Plan. Attending

consumer shows allows NWTT to increase the general awareness of the NWT as a travel destination in face-to-face encounters with the public. In addition, NWTT purchases a block of booth space at each show, and booth space is offered to tourism operators at a reduced rate. This partnership allows NWTT to make a bigger impact at consumer shows than if NWTT attended alone, and it also enables tourism operators to sell trips to consumers directly at the shows.

This year, the consumer show program was disrupted by the COVID-19 pandemic response. The Toronto Sportsman Show, the Montreal Outdoor Adventure Show and the Calgary Outdoor Adventure were first postponed, and then eventually cancelled.

(viii) Call Centre Update

The Call Centre provides an interactive service-focused platform for potential visitors who are actively considering the destination and are seeking more information. NWTT staff assist potential travellers when they contact NWTT directly via its toll-free number or send information requests via email. NWTT staff answer all enquiries and provide advice and information depending on what the potential traveller is interested in doing. NWTT staff handled a total of 158 phone calls and 221 emails from potential travellers to the NWT who were requesting information or seeking travel advice.

2. Meeting and Incentive Travel (MCIT)

The following summarizes the activities of NWTT at Meeting, Conference & Incentive Trade Shows this year. All sales leads, bids and site visits that have come out of these marketing initiatives are reported to GNWT in the annual activity report provided for the NWT Conference Bureau.

Table 14: Results of Meetings and Incentive Sales

Name of Show	Location of Show	Dates
Incentive Canada	Vancouver	June 2019
Canadian Meetings & Events Expo	Toronto	August 13-14, 2019
CSAE	Vancouver	October 22-25, 2019
Destination Direct	Ottawa	Jan 26-28, 2020
Tête-à-Tête	Ottawa	Jan 26-28, 2020

Table 15: List of Consumer Shows NWTT attended (2019-2020 fiscal year)

Consumer Show Name and Location	Dates of Show
Toronto Outdoor Adventure and Travel Show, Toronto ON	February 22-24, 2020
Vancouver Outdoor Adventure and Travel Show, Vancouver BC	March 2-3, 2020
The Toronto Sportsman Show, Toronto ON*	March 13-17, 2020
Calgary Outdoor Adventure and Travel Show, Calgary AB*	March 23-24, 2020
Montreal Outdoor Adventure Show*	March, 16-17, 2020

* Cancelled due to COVID-19

Media Promotions

The media coverage provided by travel writers and broadcast journalist enables an extensive audience reach at a greatly reduced cost compared to paid advertising, and is an important component of the tourism marketing plan. Media promotions include media shows and media familiarization tours (FAMs). NWTT attended two media shows in this fiscal year: Travel Media Association of Canada Conference from June 10-23, 2019 in Sault Ste Marie, Ontario and Go Media from August 12 – 15, 2019 in Victoria, BC.

Media FAMs

NWTT hosted and aided a total of 18 media FAMs in the 2019-2020 fiscal year. Media from Canada, the US, Australia, Japan, China, Germany and South Korea visited various regions in both summer and winter.

Media Coverage - Advertising Equivalency Value and Circulation in North America

NWTT, in partnership with Destination Canada, subscribes to Agility PR, an online media monitoring software tool. In the 2019-2020 fiscal year, media ad equivalency value in North America totaled \$3,098,246 with a total circulation of 129,006,928.

NWTT Photo Library

NWTT populates and maintains an online photo database for the use of travel trade and travel media who are promoting tourism to the NWT. In the 2019-2020 fiscal year, there were 2,600 photos in the public library folder and over 10,000 photos were downloaded from the public library.

Trade Promotions

The travel trade is an important channel for NWTT's marketing activities in overseas markets. NWTT staff work closely with a variety of international travel trade companies who have offices in Canada to ensure they are up to date about information on the tourism product in the NWT. Our work with the Travel Trade in our key target markets is carried out by our General Sales Agents (GSA). NWTT has GSA's in the following markets: Japan, China, Germany and Australia.

China

NWTT, through our GSA in China, has made significant consumer-direct gains through social media channels in China. There were 10 million reads of NWT content on Sina Weibo, and 5.5 Million mentions on WeChat. NWT videos were played 2.4 million times on Miaopai Video. In print, a 52-page detailed Sales Toolkit specific to the Mainland China market was created and distributed to key NWTT travel trade partners and used for training sessions with travel agents in Beijing. NWTT engaged technology giant Tencent to create a mobile guide to the

Australia

The GSA in Australia selected numerous trade investments including ads in marketing collateral, online digital ads, and various product partnerships; undertook training travel trade agents in Australia to familiarize them with the NWT and secured a marketing partnership with Luxury Escapes in partnership with Banff and Lake Louise Tourism, and Tourism Vancouver.

South Korea

In South Korea, NWTT participated in a consumer contest. Winners get to experience one of five Canadian trips, with the NWT being one of the prizes. The winners from South Korea visited the North Slave region early in Q4, and their trip featured Aurora tourism product.

Germany

NWTT, with support from the German GSA, hosted a sales mission for the German and Swiss markets from December 9-13. Six tourism operators from the NWT attended the sales mission. The primary focus was to conduct business to business meetings with targeted local Tour Operators/Wholesalers who are deemed a good fit for the NWT by both the NWTT and Destination Canada Germany.

Japan

The NWTT GSA in Japan works closely with Destination Canada (Japan) and the other members of Team Canada Japan to coordinate marketing activities with key trade accounts as part of the *Canada Theatre program*. The content-based marketing promotion focuses on developing key stories and experiences that will encourage the Japanese tour wholesalers to develop new itineraries with the intent of generating more interest in travel to Canada.

Mexico

In September, NWTT along with four operators travelled to Mexico City for an introductory sales mission. Meetings were held with online travel agents, tour operators and wholesalers.

Trade Shows

NWTT participated in two trade shows in 2019-2020.

TRAVEL TRADE FAMILIARIZATION (FAM) TOURS

The 2019-20 regional marketing budget includes \$250,000 that is set aside for the five regions (\$50,000 each).

In the Beaufort Delta region, implementation of the regional plan included a variety of activities including attendance at the Abbotsford RV and the Calgary Motorcycle Shows, the creation of a variety of collateral for giveaways at the shows and ads that were created and placed in the Inuvik Guide and the Dawson City Guide. Work on the video of the Dempster Highway with the addition of new footage and voiceover, including the Inuvik to Tuktoyaktuk Highway, continues. A film production for a Canadian television series was planning to include Inuvik and Tuktoyaktuk as a feature for one episode in its production, but this production has been put on hold due to COVID-19 travel advisories and border closures.

In the North Slave region, Z-cards were produced for Łutselk'e, Dettah and N'Dilo. These brochures feature community activities and highlights as well as community maps. Distribution will be to local hotels and visitor centres to encourage visitors already in the NWT to explore further. There were several feature stories created in this fiscal year. A Yellowknives Dene First Nation story featuring the ice road and the YKDFN artisan shop and a story featuring the NAKA Festival, which was promoted in March through social media video amplification were created. Also, a story entitled *Łutselk'e : the Guardians of Thaidene Nene*; and a story featuring the Tlicho Online Store. All stories were promoted on social media and on the spectacularnwt.com website. A video featuring Tlicho artisans previously produced and was used to promote the Tlicho Online Store through social media sharing. This video was also one of the three pieces of augmented reality featured in the 2020 Explorers' Guide. A second video was used to promote operator packages and Indigenous tourism experiences in Łutselk'e. Two operator flatsheets were produced, one for River's East Arm and another for East Arm Pop Up Camp, featuring Chase East Arm Adventures.

In the Dehcho region, two stories were produced including the *Top 10 Things to do in the Dehcho and Dehcho: What not to miss*. These stories were promoted on the spectacularnwt.com website and through social media channels. A video created in the last fiscal year which features summer activities was promoted on social media this year. A video promoting Indigenous Culture and featuring Bobby Norwegian was also promoted. A map that is for the use of visitors in the Fort Simpson, Fort Liard and Wrigley Visitor Centres was updated. Two flatsheets were created: *Driving the Dehcho Connection* and *The Wonders of the Dehcho*. These were distributed at the Vancouver Outdoor Adventure

Show and will be used for future print and social media marketing opportunities. The region attended the Vancouver Outdoor adventure show, promoting the Dehcho driving route which is accessed through British Columbia via the Alaska Highway.

In the Sahtu region, a comprehensive regional guide including maps was completed and printed. The guide was distributed at the Toronto Outdoor Adventure Show and will be distributed through local businesses and at key locations in the Sahtu. Social media amplifications on NWTT social media channels promoted paddling, destination awareness, the Canol Trail and Great Bear Lake. Through an RFP process a photographer was selected to carry out image acquisition in the Sahtu. The first photoshoot took place in Norman Wells and Tulita and a second photoshoot was scheduled to capture winter events and Indigenous cultural experiences in Fort Good Hope.

In the South Slave region, consumer show collateral was produced and distributed at the Peace River Tradeshow and the Edmonton RV show. Driving routes and campgrounds in the South Slave were promoted at the shows. One media FAM was hosted in the summer, focusing on the Dark Sky Festival. Paddlefest, Kamba Carnival, the Dark Sky Festival and Wood Buffalo Frolics were promoted through co-op story creation, digital search ads, and social media promotions. Two flatsheets were produced in this quarter including *Ten wonders of the South Slave* and *Drive the South Slave* which encourages visitors to drive the Dehcho Connection route. Three operator flatsheets, for Telemia Lodge, the Dark Sky Festival and *Ten things to do in the South Slave* were produced. The flatsheets will provide marketing collateral for new operators and event organizers.

SPECIAL INITIATIVES

The following special marketing initiatives were undertaken in the 2019-2020 fiscal year:

- A promotional video was produced which highlights the spectacular tourism experiences in the NWT. This video was shown at the Canadian Council of Tourism Minister's meeting in Halifax in June.
- A Tourism Week initiative was undertaken involving strategically placed branded camping chairs in territorial parks in every region of the territory. The territorial park and information about the chair location were shared on social media. Individuals who found the chairs kept them, and most shared their finds on social media.

- A showcase of the five regions was developed in partnership with the Yellowknife Airport and ITI. Imagery of regions and tourism activities were selected, and installed in locations throughout the airport for residents and visitors to enjoy.

- NWTT had put in place an agreement with Insight Productions to have an episode of a Canadian television series shot in the Western Arctic in April 2020 and the series was to go to air on CTV in the summer of 2020. While a trip to the Western Arctic was made early in the 4th quarter by the production company as part of its planning process, the production team was put on hold in response to the COVID-19 situation.

COMMUNITY TOURISM INFRASTRUCTURE CONTRIBUTION

Purpose

The Community Tourism Infrastructure Contribution (CTIC) funds community governments and non-government organizations for new and innovative infrastructure projects. Projects must support tourism in communities and should promote nearby parks and natural attractions.

Eligibility

Capital projects that increase tourism in communities. Capital costs are defined as:

- One-time project costs;
- Communications infrastructure projects that enhance current tourism products or attractions;
- Development of innovative information technology tourism products or services; and
- Planning studies or site development for future capital projects if applicants can demonstrate that future resources are available for project completion.

Grant/Contribution

Contribution

Program Budget

Total of \$200,000 for the 2019-2020 fiscal year

Program Manager

Tourism and Parks Division

Policy Authority

Established under authority of Minister of Industry, Tourism and Investment

Application Process

Application form and guidelines for the Community Tourism Infrastructure Contribution (CTIC) can be found on the ITI website under Programs and Services and are available at any ITI Regional Office or ITI Headquarters Office in Yellowknife. Applications must be received by certain predetermined dates each year and funding will be distributed to those projects which provide the greatest benefit to the NWT and meet the program criteria, until funding limits are reached.

Completed applications are delivered to ITI Regional Offices or ITI Headquarters Office in Yellowknife, who administer and make recommendations for approval.

To be a successful applicant, the following criteria had to be met:

- Projects must align with the community tourism plan where applicable. If there is no community tourism plan in place, the applicant must demonstrate that they have support from the community; and
- The project must provide positive tourism benefits to the community and surrounding area.

Successful proposals must also demonstrate:

- The organization operates on a non-profit basis and works to benefit the tourism industry and local economy of the community;
- The project will increase the attraction of the community to visitors;
- The project enhances partnerships between non-government community groups and the private sector tourism industry;
- There are resources available for any operations and maintenance costs related to the project; and
- If it is a multi-year project, future resources can be leveraged from other sources.

Results Reporting

The CTIC funded nine successful applications, resulting in a total distribution of \$209,500.

The breakdown by project is shown in Table 16:

Table 16: Community Tourism Infrastructure Allocation By Client

Recipient	Project/Purpose	Region/Community	Amount
Town of Inuvik	Inuvik Arctic Market/Storage and festival equipment	Beaufort Delta/Inuvik	\$10,000
Pehdzeh Ki First Nation	Cut Trail system and replace/extend stairwell	Dehcho/Fort Simpson	\$20,500
Jean Marie River First Nations	Log School Renovations/Transform log school to Museum	Dehcho/Fort Simpson	\$25,000
Village of Fort Simpson	Trail System Development	Dehcho/Fort Simpson	\$20,000
Folk On The Rocks	Renovations/Rebuilding main stage and main site	North Slave /Yellowknife	\$25,000
NWT Mine Training Society	Upgrade, Harden and Protect The Ranney Hill Trail	North Slave /Yellowknife	\$38,000
Ne'Rahten Development Ltd.	Assist with Hotel in Fort Good hope	Sahtu/Fort Good Hope	\$20,000
Hamlet of Tulita	Tulita Bear River Campground/Installing Gazebo & Portable Dock	Sahtu/Tuilita	\$26,000
Town of Hay River	Expand the Fisherman's Warf Pavillion	South Slave/Hay River	\$25,000
Total			\$209,500

TOURISM PRODUCT DIVERSIFICATION AND MARKETING

Purpose

To address both short and long-term issues faced by tourism businesses and tourism operators when expanding into new markets or developing new products.

Eligibility

An applicant is required to meet at least one of the following conditions to make an application and be eligible under this Program:

- Has owned or operated a tourism business for at least one year in the last five years;
- Has been licensed for at least one year in the last five years by the GNWT as a Tourism Establishment or Outfitter under the *Tourism Act*;
- Has been subcontracted or employed in management capacity by any of the above for a minimum of five years within the last ten years;
- Represents a group of separate businesses or operations intending to develop a market ready Tourism Product Package;
- Start a business in which Indigenous cultural tourism is a significant component; and/or
- Is a Destination Marketing Organization in the NWT.

Grant/Contribution

Contribution

Maximum Amount Available Per Applicant

- Schedule 1: Business Planning and Transition Assistance \$25,000 total
- Schedule 2: New Product Development or Enhancement of Existing Product \$250,000 over a single or multiple years
- Schedule 3: Marketing Assistance for Tourism Businesses \$10,000 per year

Program Budget

\$1,086,000 for 2019-2020 fiscal year

Program Manager

Tourism and Parks Division

Policy Authority

Established under authority of Minister of Industry, Tourism and Investment.

Application Process

Application form and guidelines can be found on the ITI website under Programs and Services and are available at any ITI regional office or ITI Headquarters Office in Yellowknife. Applications must be received by pre-determined dates each year and funding distributed to those that meet the Program criteria and provide the greatest benefit to the NWT. Completed applications are delivered to ITI regional offices or Headquarters office that make recommendations for approval.

Results Reporting

This Program provided alternate opportunities to adapt to changes in the tourism industry, under three schedules, which address both individual business requirements and broad-based marketing efforts that would benefit the entire NWT tourism industry, as follows:

- **Schedule 1: Business Planning and Transition Assistance**
- **Schedule 2: New Product Development or Enhancement of Existing Product**
- **Schedule 3: Marketing Assistance for Tourism Businesses**

The Program funded 35 successful applications in 2019-2020, resulting in a total contribution of \$1,081,507 as detailed in Table 17.

Table 17: Tourism Product Diversification & Marketing – Allocations by Client & Program

Schedule	Recipient	Project/Purpose	Community	Amount
Total Beaufort Delta Region				\$131,920
3	Arctic Motorcycle Adventures	Trade Shows	Inuvik	\$7,500
3	Great Northern Arts Festival	Signage	Inuvik	\$10,000
2	Only Way Outfitting	Purchase snowmobiles	Inuvik	\$16,420
1	Town of Inuvik	Marketing Strategy	Inuvik	\$25,000
2	Tundra North Tours	Van and Equipment	Inuvik	\$73,000
Total Dehcho Region				\$223,300
2	Fort Simpson Recreation Society	Mini Putt	Fort Simpson	\$50,000
2	Jean Marie River	Campground upgrade	Jean Marie River	\$40,000
2	K'iyeli Translation, Interpreting and Transcribing	Boat Purchase	Fort Simpson	\$40,000
3	Nahanni Butte Dene Band	Welcome Signs	Nahanni Butte	\$10,000
2	North Star Adventures Ltd	Dehcho Canoe Culture Experience	Fort Simpson	\$33,300
2	Pehdzéh Kí First Nation	Visitor Information Centre	Wrigley	\$50,000
Total North Slave Region				\$239,787
3	507299 NWT Ltd (Sundog Tourism Hub)	Creation of a web platform	Yellowknife	\$10,000
1	507323 NWT Ltd (Sundog Adventures)	Professional business plan	Yellowknife	\$10,000
2 & 3	Arctic Tours Canada	Travel to build partnerships & attend trade show	Yellowknife	\$12,500
2 & 3	AuroraTours.net	Product enhancements & networking event	Yellowknife	\$47,787
2	City of Yellowknife	Create 10 snow sculptures	Yellowknife	\$7,000
2	Desjarlais, Ronald Robert (East Arm Pop Up Camp)	Purchase 4 McPhearson tents	Łutselk'e	\$5,000
3	Desjarlais, Ronald Robert (East Arm Pop Up Camp)	Marketing initiatives	Łutselk'e	\$7,500
3	Kwong's Holdings Ltd.	Upgrade website, flyers and attend travel expo	Yellowknife	\$10,000
2	Marlowe, James (River's East Arm Tours)	Purchase of safety equipment	Łutselk'e	\$5,000
3	Namushka Lodge (1982) Ltd.	Marketing Materials	Yellowknife	\$10,000

Schedule	Recipient	Project/Purpose	Community	Amount
2	Northern Quality Control (Northern Traditional Excursions)	Purchase of start up materials	Yellowknife	\$5,000
3	Taiga Sport Fishing Ltd. (Blachford Lake Lodge)	Website/online advertising	Yellowknife	\$10,000
2	Tugah Northern Experiences	Expand dog team	Yellowknife	\$10,000
3	Yellow Dog Lodge Inc.	Expand website	Yellowknife	\$10,000
2	Yellowknife Sportfishing Adventures	Marketing ice fishing products	Yellowknife	\$10,000
1 & 3	Yellowknife Tours Ltd.	Create business plan and marketing initiatives	Yellowknife	\$20,000
2	Yellowknives Dene First Nation	Develop two walking tours Audio recordings	Yellowknife	\$40,000
3	Your Planner (Bucketlist Tour Company)	Expanding website with partnership	Yellowknife	\$10,000
Total Sahtu Region				\$165,000
2	Ne'Rahten Development Ltd	Plans for Fort Good Hope Hotel	Fort Good Hope	\$125,000
2	Norman Wells-Trans Canada Expansion	Extend trans Canada trail	Norman Wells	\$40,000
Total South Slave Region				\$321,500
2	Fort Smith Metis Council	Install Woodstoves/Power to Thebacha Cabins	Fort Smith	\$47,500
2 & 3	Jack Pine Paddle/ Consulting	Assistance to keep Canoe Arctic Inc in Fort Smith	Fort Smith	\$115,000
2	Town of Hay River	Portable Stage	Hay River	\$115,000
2	Undah Gogha Corporation	Start up costs (kitchen and Building equipment	Fort Providence	\$23,000
2	West Point First Nations	Build "On the Land" infrastructure	Hay River	\$21,000
Total				\$1,081,507

TOURISM SKILLS DEVELOPMENT FUND

Purpose

The skills development fund administers contributions under three program areas:

- Tourism Training Fund
- Business Mentorship
- Youth Mentorship

The purposes of the Tourism Training Fund are to:

- Fund short-term training (less than 12 weeks), which will advance and enhance the NWT tourism industry workers, groups and collectives of workers' capacity to obtain or create employment;
- Provide prospective NWT employers with a better trained tourism labour force;
- Enable NWT youth to acquire skills for employability in the tourism industry;
- Support young and/or inexperienced tourism entrepreneurs towards greater profitability and sustainability.

Eligibility

- Tourism Business Mentorship – Training or mentoring for businesses or individuals engaged in or employed in the tourism industry in the NWT. This fund is administered by the Canadian Executive Services Organization.
- Tourism Training Fund - Training must be short, formal courses or workshops, and could be via distance education such as correspondence courses, internet or teleconferencing.
- Youth Mentorship for Tourism Program - NWT youth interested in gaining more knowledge of the tourism industry or in being employed in the tourism industry.

Grant/Contribution

Contribution

Maximum Amount Available Per Applicant

1. Tourism Training-

- (i) Individual Applications: Maximum two applications per year/applicant. Maximum per application is \$3,000.

- (ii) Tourism Training: Business or Group Applications: Maximum one application per year/business/group. Maximum per application is \$6,000.

2. Tourism Business Mentorship

- (i) Individual applications: maximum \$5,500 per eligible applicant

3. Youth Mentorship:

- (i) Industry awareness applicants: maximum for eligible mentor and mentee \$3,750
- (ii) Path to employment: maximum for eligible mentor and mentee \$7,250

Program Budget

For the 2019-2020 fiscal year allocation:

- \$25,000 for Tourism Training Fund
- \$30,000 for Tourism Business Mentorship
- \$30,000 for Youth Mentorship

Total budget is \$50,000 for skills development.

Program Manager

Tourism and Parks Division

Policy Authority

Established under authority of Minister of Industry, Tourism and Investment.

Application Process

Application forms and guidelines for all programs can be found on the ITI website and are available at any ITI regional office or the Headquarters Office in Yellowknife. Applications for the Tourism Training Fund will be accepted at any time, but must be submitted prior to the training start date. Applications will be assessed monthly. Applications for Tourism business Mentorship and for Youth Mentorship are accepted once a year according to a calendar deadline. Completed applications are delivered to ITI's Regional Offices or Headquarters in Yellowknife, who make recommendations for approval.

A business or group who applies for funding must demonstrate that the training falls within the eligibility requirements and that the funding is intended to train more than one staff by a certified instructor. Funding for individuals is intended to support training of single individuals in a set of skills.

Results Reporting

The Program provided additional support for the tourism industry and its operators, and helped provide services from well-trained individuals in their operations.

The following is the priority list for funding consideration:

1. Valid Tourism Operator License holders,
2. Non-government Visitor Information Centre,

3. Accommodations sector, and
4. Individuals, businesses, collectives, not-for-profit tourism associations or organizations engaged in the tourism sector.

For the 2019-2020 fiscal year, a total contribution assistance of \$51,510 was provided.

Table 18: List of Allocations and Recipients - Tourism Skills Development Fund and Youth Mentorship

Program	Recipient	Project/Purpose	Region/ Community	Amount
Tourism Training Fund	B. Dene Adventures	Hunam Resource training (Stream 1)	Headquarters/ Yellowknife	\$1,575
Tourism Training Fund	B. Dene Adventures	Wilderness first aid (Stream 2)	Headquarters/ Yellowknife	\$2,861
Tourism Training Fund	Explorer Hotel	Textbooks and course material for online course (Stream 2)	Headquarters/ Yellowknife	\$1,825
Tourism Training Fund	Hearne Lake Lodge	Standar First Aid Training (Stream 1)	Headquarters/ Yellowknife	\$1,470
Tourism Training Fund	Jack Pine Paddle	Wilderness First Aid (Stream 2)	Headquarters/ Yellowknife	\$2,070
Tourism Training Fund	Łı́ıdlı́ Kúę First Nation	Training for Heritage Interpreter & Event Coord. (Stream 1)	Headquarters/ Fort Simpson	\$158
Tourism Training Fund	Sahtu Adventures Inc	Northern Guide Training (Stream 1)	Headquarters/ Norman Wells	\$1,231
Tourism Training Fund	Tides Canada Initiatives	Wilderness first aid (Stream 2)	Headquarters/ Territorial	\$4,155
Tourism Training Fund	Sundog Adventures	Wilderness first aid (Stream 2)	Headquarters/ Yellowknife	\$2,250
Tourism Training Fund	The J Group	Wilderness Emergency Comm workshops (Stream 2)	Headquarters/ Yellowknife	\$375
Tourism Training Fund	Tundra North Tours	Wilderness First Responders Train (Stream 1)	Headquarters/ Inuvik	\$800
Tourism Training Fund	West Point First Nation	Northern Recreation Leadership Training (Stream 2)	Headquarters/ Yellowknife	\$990
Youth Mentorship	Bailes, Jasmine	Mentee to Canol Outfitters	Sahtu/Déııne	\$1,250
Youth Mentorship	Bailes, Naokah	Mentee to Gana River	Sahtu/Déııne	\$1,250
Youth Mentorship	Brinston, David	Mentee to Jack Pine Paddle	North Slave/ Yellowknife	\$1,250
Youth Mentorship	Canol Outfitters limited Partnership	Mentor for Jasmine Bailes	Sahtu/Norman Wells	\$2,500
Youth Mentorship	Deneyoua-Nahanni, Tamera	Mentee of the Village of Fort Simpson	Dehcho/Fort Simpson	\$1,250

Youth Mentorship	Flamand, Felix	Mentee to Narwal Northern Adventures	North Slave/ Yellowknife	\$1,250
Youth Mentorship	Gana River Outfitters Ltd.	Mentor to Naokah Balies	Sahtu/Norman Wells	\$3,000
Youth Mentorship	Jack Pine Paddle	Mentor to K. Sibbeston & D Brinston	North Slave/ Yellowknife	\$5,500
Youth Mentorship	Koe, Bobbie Rose	Mentee to Nahanni Wilderness Adventures Ltd.	Beaufort Delta Regional Services	\$1,250
Youth Mentorship	Nahanni Wild Adventures Ltd.	Mentor to Bobbie-Rose Koe	Beaufort Delta Regional Services	\$3,000
Youth Mentorship	Narwal Northern Adventures Ltd.	Mentor to Felix Flamand	North Slave/ Yellowknife	\$3,000
Youth Mentorship	Sibbeson, Kristen	Mentee to Jack Pine Paddle	North Slave/ Yellowknife	\$1,250
Youth Mentorship	Village of Fort Simpson	Mentor to Tamara Deneyoua-Nahanni	Dehcho/Fort Simpson	\$6,000
Total				\$51,510

TOURISM 2020: OPENING OUR SPECTACULAR HOME TO THE WORLD

Background to the Tourism 2020 Strategy: Opening Our Spectacular Home to the World.

Tourism 2020 builds on the lessons learned and the successes of Tourism 2015. Tourism 2020 is currently in its final year and a new strategy, Tourism 2025, has been started.

Through Tourism 2020, the GNWT and its partners invest in five key program areas:

1. Visitor Attraction and Experience,
2. Aboriginal Cultural Tourism,
3. Community Tourism Development,
4. Skills Development, and
5. Tourism Research.

Each program area has specific goals and objectives. The GNWT actively seeks partnerships with other agencies, governments and businesses to develop the potential of our industry, and works to leverage additional funds to support individuals, businesses, organizations and communities in all regions to continue to expand, improve

and grow tourism. Partnership is a cornerstone of Tourism 2020 and, through partnerships and leveraged investments, overall goals are results- focused, realistic and achievable.

The overall goal is to increase the value of the industry to \$207 million annually by 2021, which represents growth of 35 per cent between 2016-2017 and 2020-2021. This goal was surpassed in 2018-2019.

Goals of the Tourism 2020 Strategy are connected to the five key program areas:

- Visitor Attraction and Experience
 - o Increase: visitor volume, visitor spending, number and diversity of tourism products, number of market and export ready tourism operators
 - o Provide an excellent visitor experience

- Aboriginal Cultural Tourism
 - o Strengthen Aboriginal cultural tourism capacity
 - o Respectful sharing of Aboriginal culture
 - o Preservation of culture and heritage
- Community Tourism Development
 - o Increase tourism awareness and development at the community level
- Skills Development
 - o A sustainable, professional, skilled and trained workforce
- Tourism Research and Planning
 - o Conduct research to support programs and monitor trends and impacts

Purpose of Contributions of Various Initiatives

In addition to maintaining policy-backed tourism and parks contribution programs, the Strategy was further supported by other programs directly and indirectly available to the industry that are offered by the Department, the NWT BDIC, CanNor, and NWT Tourism.

Eligibility

Contributions are open to applications from strategic private sector partners or NWT organizations involved in planning, delivery and/or funding and support for one or more of the five broad strategic program areas set out under the Tourism Strategy Implementation Plan.

- Marketing
- Aboriginal Tourism
- Infrastructure
- Skills Development
- Research and Planning

Grant/Contribution

Funding is provided through a Contribution Agreement

Maximum Amount per Applicant

The maximum amount allocated per applicant varies based on the initiative.

Program Budget

Specific funding of \$400,000 was included in ITI's 2019-2020 Business Plan for the implementation of initiatives addressing recommended actions included in the Strategy.

Annual allocations are determined through ITI's appropriation and expenditures.

Program Managers

Director of Tourism and Parks, Directorate, and ITI Regional Superintendents

Policy Authority

Established under authority of Minister of Industry, Tourism and Investment

Application Process

Funding is through application to the one of the Program Managers or Regional Superintendents.

Table 19: Tourism 2020: Independent and Various Initiatives in support of Strategy

Program Detail - Tourism 2020 and Other			
Recipient	Project/Purpose	Region/Community	Amount
NWTT	Regional Marketing Plans	Regions	\$250,000
NWTT	Ministerial Special Initiatives	Territorial Wide	\$150,000
Łutsek'e First Nation	Indigenous Tourism Champions	North Slave/Lutsel k'e	\$25,000
Norman Wells Historical Society	Cultural Interpretation Program	Sahtu/Norman Wells	\$20,000
Tides Canada Foundation	On the Land Collaborative	Headquarters/ Yellowknife	\$10,000
Total Tourism 2020			\$455,000
Tourism and Parks Various Contributions			
Town of Hay River	Community Tourism Coordinator (CTC)	South Slave/Hay River	\$50,000
Incorporated Hamlet of Tuktoyaktuk	Community Tourism Coordinator (CTC)	Beaufort Delta/ Tuktoyaktuk	\$50,000
Łíídlı́ Kúé First Nation	Community Tourism Coordinator (CTC)	Sahtu/Norman Wells	\$50,000
Total CTC			\$150,000
NWTT	Convention Bureau	Territorial Wide	\$100,000
NWTT	Large-Scale Marketing Campaign	Territorial Wide	\$800,000
Other Supporting Funding			\$900,000
Total			\$1,505,000

In addition to the annual Grants and Contributions Results Report, the Department of ITI will also report through the Main Estimates.

2019-2020 Various Tourism Initiatives Results

Reporting initiatives funded in 2018-2019 fiscal year in support of the Tourism 2020 Strategy: Opening our Spectacular Home to the World, and the EOS and independent of an established, approved Contribution Policy are listed in Table 19.

Table 20: Yellowknife Visitor Services

Client	Project/Purpose	Region/Community	Amount
City of Yellowknife	Supports visitor services 2019-2020 and offset core operating costs	North Slave/Yellowknife	\$161,000
Six Year Comparison - Total Walk-In Visitors			
Fiscal Year			Total
2014-2015			\$29,827
2015-2016			\$43,657
2016-2017			\$52,503
2017-2018			\$22,373
2018-2019			\$30,790
2019-2020			\$35,005

MINERAL AND PETROLEUM RESOURCES

MINERAL RESOURCES

MINERAL DEVELOPMENT STRATEGY AND IMPLEMENTATION PLAN AND VARIOUS INITIATIVES

Purpose

To provide funding for initiatives which contribute to ensuring the continued growth of the mineral resource industry by either working with industry and making improvements to the NWT regulatory environment, by enhancing Indigenous engagement and capacity and/or by creating a competitive edge.

Eligibility

Contributions are open to applications from strategic partners and stakeholders in the mineral sector and support one or more of the strategic pillars set out under the Mineral Development Strategy (MDS) Implementation Plan:

- Creating A Competitive Edge
- Establishing A New Regulatory Environment
- Enhancing Aboriginal Engagement and Capacity
- Promoting Sustainability
- Enriching Workforce Development and Public Awareness

Grant/Contribution

Funding is provided through a Contribution Agreement

Maximum Amount Available Per Applicant

The maximum amount allocated per applicant varies based on the initiative.

Program Budget

Annual allocations are determined through the Department of ITI's appropriation and expenditures. The 2019-2020 budget is \$100,000 for Indigenous Mineral Development Support Program and \$30,000 for the Chamber of Mines.

Program Manager

Directors of the Mineral and Petroleum Resources Divisions or the NWT Geological Survey; in addition the Manager of Client Service and Community Relations Unit for the Aboriginal Mineral Development Strategy support programs.

Policy Authority

Established under authority of the Minister of Industry, Tourism and Investment through the Financial Management Board.

Application Process

Funding is through application to the one of the Program Managers.

Results Reporting

Results of funded initiatives are reported by the recipient to the Department of ITI and from the Department through Main Estimates, the annual Grants and Contributions Results Report and may also be included in the annual updating of the MDS Implementation Plan.

Initiatives funded during the 2019-2020 fiscal year in support of the MDS and independent of an established Contribution Policy are listed in Table 22.

Table 21: Organization Amount Program Details and Description

Organization Amount Program Details and Description Recipient	Project/Purpose	Amount
NWT and Nunavut Chamber of Mines	<ul style="list-style-type: none"> Promote the NWT as an investment destination through hosting promotional events at major geoscience and mining conferences Roundup, PDAC, Antwerp World Diamond Centre (Ottawa) Organizing, promoting and hosting the 2018 Yellowknife Geoscience Forum Increasing public Awareness of the Minerals Industry via MiningNorthWorks Website 	\$120,000
Indigenous Mineral Development Support Program	<ul style="list-style-type: none"> NWT Indigenous Governments promoting their Regions and participating at industry tradeshow 	\$140,000
Mineral Resources Various	Contributions to support the delivery of prospecting courses, Geoscience Field Assistant Program and Indigenous Governments and Indigenous Organizations engagement and participation in legislation Development.	\$212,053

MINING INCENTIVE PROGRAM

Purpose

To provide funding to prospectors and exploration companies working in the NWT. The Mining Incentive Program (MIP) is intended to stimulate and sustain mineral exploration activities throughout the NWT and reduce the risk associated with grassroots mineral exploration. Exploration is vital to find new discoveries that result in producing mines that provide economic benefits to NWT residents.

Eligibility

Applicants must be individual prospectors or exploration companies, licensed to operate in the NWT, who propose new exploration projects or are already carrying out NWT mineral exploration work.

Grant/Contribution

Contribution

Maximum Amount Available Per Applicant

Prospectors may apply for up to \$25,000 in funding. Mineral exploration companies may apply for up to \$200,000 in funding (up to 50 percent of eligible expenses).

Program Budget

\$1,000,000 for the 2019-2020 fiscal year.

Program Manager

Northwest Territories Geological Survey (NTGS).

Policy Authority

Established under the authority of the Minister of Industry, Tourism and Investment

Application Process

Application forms and guidelines for the MIP can be found on the ITI and NTGS websites and are also available at any ITI regional office or the NTGS office in Yellowknife.

All submitted applications are delivered to the Program Manager. The MIP regularly receives more applications than it can fund.

An experienced evaluation committee reviews each proposal and decides how funding will be distributed based on ranking criteria to assess the quality of the applications and the merits of the proposed mineral exploration activities. The committee strikes a balance between the amount of funding awarded to successful applicants and the total number of proposals funded. This balance is important in helping to maximize the overall impact of the MIP.

Results Reporting

Successful applicants are required to submit an interim report in October and a final report in early April of the following year. In addition, the Program Manager requests financial information for subsequent years of the project regardless of whether MIP funding is received or not. This allows the longer-term impact of MIP funding to be assessed.

Successful MIP applicants for the 2019-2020 fiscal year are listed in Table 22.

Table 22: 2019-2020 Mining Incentive Program Recipients, Commodity and Region

Recipient	Target Commodity	Region	Amount
Bachynski, Ryan	Gold	North Slave	\$21,250
Boylan, James	Gold, Lithium	North Slave	\$3,367
Dewer, Lane	Gold	North Slave	\$18,437
Evrin Exploration	Gold	Sahtu	\$38,585
Gold Terra Resource Corp.	Gold	North Slave	\$62,982
Hickling, Keith	Multiple Metals	Sahtu	\$8,558
Hyden, Drake Robert	Gold	North Slave	\$18,392
Kendrick, Wayne	Gold	North Slave	\$25,000
Margaret Lake Diamonds Inc.	Diamonds	North Slave	\$160,000
Nickerson, Dave	Gold, Multiple Metals	North Slave	\$7,482
North Arrow Minerals Inc.	Diamonds	North Slave	\$100,000
Pine Point Mining Limited	Lead, Zinc	South Slave	\$200,000
Schott, Christoher	Gold, Lithium	North Slave	\$5,787
Smith, Dave	Diamonds	North Slave	\$14,000
St. Pierre, Brayden	Gold	North Slave	\$19,245
StrategX Elements Corp.	Cobalt, Diamonds	North Slave	\$100,000
StrategX Elements Corp.	Cobalt, Diamonds	North Slave	\$140,000
Suchan, Jared	Diamonds	North Slave	\$21,250
Yakeleya, Danny	Gold	Sahtu	\$17,500
Total Funding Awarded			\$981,835

NWT GEOLOGICAL SURVEY

VARIOUS CONTRIBUTIONS TO SCIENTIFIC RESEARCH

Purpose

NTGS negotiates contributions with various universities to carry out research that mainly addresses NWT geoscience knowledge deficits, mineral and petroleum endowments and potential, and permafrost and landscape changes. This research strategy significantly leverages the expertise, capacity, and scientific productivity of the NTGS.

Eligibility

Researchers and students are invited and scientific program is negotiated.

Grant/Contribution Contribution

Maximum Amount Available Per Applicant

Typically between \$10,000 - \$75,000 depending on the nature of the research project and the applicant's proposal.

Program Budget

Research plans and budgets are set in conjunction with planning the NTGS scientific program for each budget year.

Program Manager

Northwest Territories Geological Survey

Policy Authority

Established under the authority of the Minister of Industry, Tourism and Investment.

Application Process

Qualified researchers are invited based on a match between NTGS needs and the scientific expertise of the researcher or research institution.


Results Reporting

Results of funded initiatives are reported by the recipient to the Department of ITI and to the NTGS and may also be included in the annual updating of the MDS Implementation Plan. Scientific findings are regularly published as technical reports through the NTGS publication process.

Initiatives funded during the 2019-2020 fiscal year in support of the MDS strategic pillars or themes of 'Creating a Competitive Edge' and 'Promoting Sustainability' are listed in t.

Table 23: Expenditures and Results

NWT Geological Survey - Various	Project/Purpose	Amount
Brock University	Mineral deposit study	\$12,000
Carleton University	Mineral deposit study	\$82,470
Lakehead University	Mineral deposit study	\$12,000
Mount Royal University	Mineral deposit study	\$35,796
Queen's University	Mineral deposit study	\$25,000
Saint Mary's University	Mineral deposit study	\$65,300
Simon Fraser University	Mineral deposit study	\$32,365
University of Alberta	Mineral deposit study/Petroleum Research	\$135,360
University of Waterloo	Mineral deposit study	\$12,000
Wilfrid Laurier University	Permafrost Research	\$2,000



APPENDIX A

SEED 2019-2020 DETAIL

APPENDIX A: Support For Entrepreneur And Economic Development Policy Industry, Tourism and Investment 2019-2020

Beaufort Delta					
Unique	Overall	Region	Business Name	Community	Total \$ Disbursed
1	1	1	Akhiatak, Hilary	Ulukhaktok	\$1,222
2	2	2	Akhiatak, Victoria	Ulukhaktok	\$1,877
3	3	3	Aklavik Community Corporation	Aklavik	\$11,640
4	4	4	Akoakhion, Mary Okok	Ulukhaktok	\$831
5	5	5	Alanak, Anita	Ulukhaktok	\$1,266
6	6	6	Aleekuk, Agnes	Ulukhaktok	\$2,175
7	7	7	Alonak, Adele Marie	Ulukhaktok	\$1,279
8	8	8	Andre, Richard	Tsiigehtchic	\$1,651
9	9	9	Angasuk, Kenny	Inuvik	\$764
10	10	10	Archie, Ella	Aklavik	\$622
11	11	11	Arey, Nellie	Aklavik	\$2,760
12	12	12	Bernhardt, Debbie	Inuvik	\$1,222
13	13	13	Campbell, Holly	Inuvik	\$2,213
14	14	14	Carpenter, Tara,	Inuvik	\$846
15	15	15	Charter Community of Tsiigehtchic	Tsiigehtchic	\$5,400
16	16	16	Cockney Big Game Hunting	Tuktoyaktuk	\$14,871
17	17	17	Cockney, Catherine	Inuvik	\$1,139
18	18	18	Cockney, Julia	Tuktoyaktuk	\$1,096
19	19	19	Cockney, Mary	Inuvik	\$1,021
20	20	20	Cockney, Noella	Tuktoyaktuk	\$1,180
21	21	21	Community Garden Society of Inuvik	Inuvik	\$25,000
22	22	22	Day, Esther,	Inuvik	\$2,315
23	23	23	Dillon, Judy	Tuktoyaktuk	\$1,368
24	24	24	Ehdiitat Gwich'in Council	Aklavik	\$2,122
25	25	25	Ehdiitat Renewable Resources Council	Aklavik	\$7,434
26	26	26	Elanik, Chelsey	Sachs Harbour	\$1,114
27	27	27	Elias, Eleanor,	Inuvik	\$4,307
28	28	28	Elias, Erwin (o/a Elias Services)	Tuktoyaktuk	\$9,811
29	29	29	Elias, Jim	Tuktoyaktuk	\$2,382
30	30	30	Elias, Zarah-Lynn G.,	Fort McPherson	\$2,164
31	31	31	Goose, Rex Gordon Morris	Ulukhaktok	\$2,452
32	32	32	Goose, Sandra Elaine	Inuvik	\$926
33	33	33	Gordon, Annie	Aklavik	\$920
34	34	34	Gordon, Cindy	Aklavik	\$592
35	35	35	Great Northern Arts Festival Society	Inuvik	\$9,680
	36	36	Great Northern Arts Festival Society	Inuvik	\$4,600
	37	37	Great Northern Arts Festival Society	Inuvik	\$16,853

	Program	Category	Primary Sector
	Micro-Business	Tools, Equipment and Raw Materials	Arts and Crafts
	Micro-Business	Tools, Equipment and Raw Materials	Arts and Crafts
	Community Economic Development	Community Events	Traditional Harvesting
	Micro-Business	Tools, Equipment and Raw Materials	Arts and Crafts
	Micro-Business	Tools, Equipment and Raw Materials	Arts and Crafts
	Micro-Business	Tools, Equipment and Raw Materials	Arts and Crafts
	Micro-Business	Tools, Equipment and Raw Materials	Arts and Crafts
	Micro-Business	Tools, Equipment and Raw Materials	Arts and Crafts
	Micro-Business	Tools, Equipment and Raw Materials	Arts and Crafts
	Micro-Business	Tools, Equipment and Raw Materials	Arts and Crafts
	Micro-Business	Tools, Equipment and Raw Materials	Arts and Crafts
	Micro-Business	Tools, Equipment and Raw Materials	Arts and Crafts
	Micro-Business	Tools, Equipment and Raw Materials	Arts and Crafts
	Sector Support	Sector Research Support	Manufacturing
	Entrepreneur Support	Asset Acquisition	Travel and Tourism
	Micro-Business	Tools, Equipment and Raw Materials	Arts and Crafts
	Micro-Business	Tools, Equipment and Raw Materials	Arts and Crafts
	Micro-Business	Tools, Equipment and Raw Materials	Arts and Crafts
	Micro-Business	Tools, Equipment and Raw Materials	Arts and Crafts
	Sector Support	Sector Research Support	Agriculture
	Micro-Business	Tools, Equipment and Raw Materials	Arts and Crafts
	Micro-Business	Tools, Equipment and Raw Materials	Arts and Crafts
	Community Economic Development	Develop Infrastructure	Construction
	Business Intelligence and Networking	Business Intelligence and Networking	Other Services
	Micro-Business	Tools, Equipment and Raw Materials	Arts and Crafts
	Micro-Business	Tools, Equipment and Raw Materials	Arts and Crafts
	Entrepreneur Support	Start-Up Funding	Business Services
	Micro-Business	Tools, Equipment and Raw Materials	Traditional Harvesting
	Micro-Business	Tools, Equipment and Raw Materials	Arts and Crafts
	Micro-Business	Tools, Equipment and Raw Materials	Arts and Crafts
	Micro-Business	Tools, Equipment and Raw Materials	Arts and Crafts
	Micro-Business	Tools, Equipment and Raw Materials	Arts and Crafts
	Micro-Business	Tools, Equipment and Raw Materials	Arts and Crafts
	Community Economic Development	Community Events	Arts and Crafts
	Community Economic Development	Community Events	Arts and Crafts
	Community Economic Development	Community Events	Arts and Crafts

36	38	38	Green, Jill L.	Paulatuk	\$1,862
37	39	39	Green, Michael J.	Paulatuk	\$1,704
38	40	40	Green, Sharon	Sachs Harbour	\$1,534
39	41	41	Greenland, Lillian Helen	Aklavik	\$2,698
40	42	42	Gwich'in Renewable Resource Board	Inuvik	\$5,355
41	43	43	Gwich'in Tribal Council	Inuvik	\$11,771
42	44	44	Hamlet of Aklavik	Aklavik	\$2,875
43	45	45	Hamlet of Paulatuk	Paulatuk	\$25,000
	46	46	Hamlet of Paulatuk	Paulatuk	\$9,440
44	47	47	Hamlet of Sachs Harbour	Sachs Harbour	\$25,000
45	48	48	Hamlet of Ulukhaktok	Ulukhaktok	\$25,000
46	49	49	Hilash, Marnie	Inuvik	\$2,309
47	50	50	Incorporated Hamlet of Tuktoyaktuk	Tuktoyaktuk	\$19,399
48	51	51	Inuvialuit Community Economic Development	Inuvik	\$74,970
49	52	52	Inuvik Golf Association	Inuvik	\$14,860
50	53	53	Kall n' Kylliegh's	Paulatuk	\$25,000
51	54	54	Kataoyak, Effie	Ulukhaktok	\$1,725
52	55	55	Kendo, Irene	Tsiigehtchic	\$1,862
53	56	56	Kitekudlak, Michelle May	Ulukhaktok	\$1,082
54	57	57	Klengenberg, Laverna	Ulukhaktok	\$1,452
55	58	58	Koe, Carlene	Aklavik	\$2,629
56	59	59	Kowikchuk, Brian Jr.	Inuvik	\$2,899
57	60	60	Kuptana, Elizabeth	Paulatuk	\$1,572
58	61	61	Kuptana's Arctic Adventures	Ulukhaktok	\$15,000
59	62	62	Lucas, Earlene	Inuvik	\$577
	63	63	Lucas, Earlene	Inuvik	\$1,115
60	64	64	Lundrigan, Rosemary,	Tuktoyaktuk	\$4,998
61	65	65	Mackenzie River Tire Repair & Sales	Tsiigehtchic	\$8,295
62	66	66	McDonald, Cindy Sharon	Tsiigehtchic	\$962
63	67	67	McLeod, Ian	Aklavik	\$2,286
64	68	68	McLeod, Tom	Aklavik	\$2,616
65	69	69	Memogana, Susie	Ulukhaktok	\$3,359
66	70	70	Natsie, Mary J.	Inuvik	\$1,482
67	71	71	Nerysoo, Glenda KB	Inuvik	\$2,238
68	72	72	Nerysoo, Laska,	Inuvik	\$1,299
69	73	73	Nigiyok, Darlene	Ulukhaktok	\$572
70	74	74	Notaina, Margaret	Ulukhaktok	\$1,044
71	75	75	Nuttall, Elizabeth E.	Tuktoyaktuk	\$1,470
72	76	76	Okheena, Brandon,	Ulukhaktok	\$3,613
73	77	77	Okheena, Denise	Ulukhaktok	\$1,948
74	78	78	Okheena, Judy	Ulukhaktok	\$848
75	79	79	Okheena, Mary K.	Ulukhaktok	\$3,282

Micro-Business	Tools, Equipment and Raw Materials	Arts and Crafts
Micro-Business	Tools, Equipment and Raw Materials	Arts and Crafts
Micro-Business	Tools, Equipment and Raw Materials	Arts and Crafts
Micro-Business	Tools, Equipment and Raw Materials	Arts and Crafts
Business Intelligence and Networking	Business Intelligence and Networking	Professional, Scientific and Technical Services
Community Economic Development	Develop Infrastructure	Arts and Crafts
Community Economic Development	Community Events	Educational Services
Community Economic Development	Plans and Planning	Professional, Scientific and Technical Services
Community Economic Development	Plans and Planning	Travel and Tourism
Community Economic Development	Plans and Planning	Public Administration
Community Economic Development	Plans and Planning	Other Services
Micro-Business	Tools, Equipment and Raw Materials	Arts and Crafts
Community Economic Development	Community Events	Arts and Crafts
Strategic Investment	Strategic Investment	Arts and Crafts
Community Economic Development	Develop Infrastructure	Travel and Tourism
Entrepreneur Support	Start-Up Funding	Accommodation and Food Services
Micro-Business	Tools, Equipment and Raw Materials	Arts and Crafts
Micro-Business	Tools, Equipment and Raw Materials	Arts and Crafts
Micro-Business	Tools, Equipment and Raw Materials	Arts and Crafts
Micro-Business	Tools, Equipment and Raw Materials	Arts and Crafts
Micro-Business	Tools, Equipment and Raw Materials	Arts and Crafts
Micro-Business	Tools, Equipment and Raw Materials	Arts and Crafts
Micro-Business	Tools, Equipment and Raw Materials	Arts and Crafts
Entrepreneur Support	Asset Acquisition	Transportation and Warehousing
Micro-Business	Tools, Equipment and Raw Materials	Arts and Crafts
Micro-Business	Tools, Equipment and Raw Materials	Arts and Crafts
Micro-Business	Tools, Equipment and Raw Materials	Arts and Crafts
Entrepreneur Support	Asset Acquisition	Transportation and Warehousing
Micro-Business	Tools, Equipment and Raw Materials	Arts and Crafts
Entrepreneur Support	Asset Acquisition	Film
Micro-Business	Film Making	Film
Micro-Business	Tools, Equipment and Raw Materials	Arts and Crafts
Micro-Business	Tools, Equipment and Raw Materials	Arts and Crafts
Micro-Business	Tools, Equipment and Raw Materials	Arts and Crafts
Micro-Business	Tools, Equipment and Raw Materials	Arts and Crafts
Micro-Business	Tools, Equipment and Raw Materials	Arts and Crafts
Micro-Business	Tools, Equipment and Raw Materials	Arts and Crafts
Micro-Business	Tools, Equipment and Raw Materials	Arts and Crafts
Micro-Business	Tools, Equipment and Raw Materials	Arts and Crafts
Micro-Business	Tools, Equipment and Raw Materials	Arts and Crafts
Micro-Business	Tools, Equipment and Raw Materials	Arts and Crafts
Micro-Business	Tools, Equipment and Raw Materials	Arts and Crafts
Micro-Business	Tools, Equipment and Raw Materials	Arts and Crafts

76	80	80	Okheena, Nathan	Ulukhaktok	\$701
77	81	81	Olifie, Gilbert	Ulukhaktok	\$2,827
78	82	82	Raddi, Deborah	Tuktoyaktuk	\$848
79	83	83	Rat River Development Corporation Ltd.	Fort McPherson	\$25,000
80	84	84	Robert, Kristen	Inuvik	\$503
81	85	85	Ruben, Gloria Ann	Paulatuk	\$1,153
82	86	86	Ruben, Susan	Paulatuk	\$1,270
83	87	87	S & S Services	Tsiigehtchic	\$6,908
84	88	88	Sachs Harbour Hunters & Trappers Committee	Sachs Harbour	\$3,910
85	89	89	Steen Enterprises Ltd.	Tuktoyaktuk	\$16,853
86	90	90	Stefure, Sophie	Tuktoyaktuk	\$15,216
87	91	91	Stewart, Susie	Inuvik	\$1,237
88	92	92	Thrasher, Eunice	Inuvik	\$2,493
89	93	93	Thrasher, Joe	Inuvik	\$3,892
90	94	94	Town of Inuvik	Inuvik	\$25,000
91	95	95	Tuktoyaktuk Community Corporation	Tuktoyaktuk	\$4,720
	96	96	Tuktoyaktuk Community Corporation	Tuktoyaktuk	\$24,700
92	97	97	Tuktoyaktuk Music Festival Committee	Tuktoyaktuk	\$12,000
93	98	98	Ulukhaktok Community Corporation	Ulukhaktok	\$24,815
	99	99	Ulukhaktok Community Corporation	Ulukhaktok	\$2,001
94	100	100	Ulukhaktok Development Corporation	Ulukhaktok	\$1,600
	101	101	Ulukhaktok Development Corporation	Ulukhaktok	\$6,521
95	102	102	Western Arctic Business Development Corporation	Inuvik	\$14,815
96	103	103	Western Arctic School of Music	Inuvik	\$20,000
97	104	104	Wolki, Esther,	Paulatuk	\$1,686
98	105	105	Wolki, Melannie	Paulatuk	\$545
99	106	106	Wright, Lillian	Inuvik	\$3,001

\$692,332**Deh Cho**

Unique	Overall	Region	Business Name	Community	Total \$ Disbursed
100	106	1	506444 NWT Ltd. (o/a Pandaville Restaurant)	Fort Simpson	\$25,000
101	107	2	6281 NWT Ltd. (o/a Unity)	Fort Simpson	\$8,161
102	108	3	Acho Dene Koe First Nation	Fort Liard	\$23,200
	109	4	Acho Dene Koe First Nation	Fort Liard	\$4,000
	110	5	Acho Dene Koe First Nation	Fort Liard	\$1,800
103	111	6	ADK Holdings Ltd.	Fort Liard	\$25,000
104	112	7	Buns 2 Babes Bakery	Fort Simpson	\$9,193
105	113	8	Cholo, Dennis	Fort Simpson	\$640
106	114	9	Claymore Contracting	Fort Simpson	\$3,992
107	115	10	Cumberland, Karen	Fort Liard	\$531
108	116	11	Dehcho First Nation	Fort Simpson	\$13,600

	Micro-Business	Tools, Equipment and Raw Materials	Traditional Harvesting
	Micro-Business	Tools, Equipment and Raw Materials	Arts and Crafts
	Micro-Business	Tools, Equipment and Raw Materials	Arts and Crafts
	Sector Support	Sector Research Support	Other Services
	Micro-Business	Tools, Equipment and Raw Materials	Arts and Crafts
	Micro-Business	Tools, Equipment and Raw Materials	Arts and Crafts
	Micro-Business	Tools, Equipment and Raw Materials	Arts and Crafts
	Entrepreneur Support	Start-Up Funding	Travel and Tourism
	Community Economic Development	Community Events	Arts and Crafts
	Entrepreneur Support	Start-Up Funding	Accommodation and Food Services
	Entrepreneur Support	Start-Up Funding	Travel and Tourism
	Micro-Business	Tools, Equipment and Raw Materials	Arts and Crafts
	Micro-Business	Tools, Equipment and Raw Materials	Arts and Crafts
	Micro-Business	Tools, Equipment and Raw Materials	Arts and Crafts
	Community Economic Development	Community Events	Public Administration
	Community Economic Development	Community Events	Arts and Crafts
	Community Economic Development	Access to Business Information	Arts and Crafts
	Community Economic Development	Community Events	Entertainment and Recreation
	Community Economic Development	Community Events	Arts and Crafts
	Community Economic Development	Community Events	Arts and Crafts
	Community Economic Development	Community Events	Arts and Crafts
	Community Economic Development	Community Events	Arts and Crafts
	Community Economic Development	Community Events	Business Services
	Entrepreneur Support	Operational Support	Professional, Scientific and Technical Services
	Micro-Business	Tools, Equipment and Raw Materials	Arts and Crafts
	Micro-Business	Tools, Equipment and Raw Materials	Arts and Crafts
	Micro-Business	Tools, Equipment and Raw Materials	Arts and Crafts

	Program	Category	Primary Sector
	Entrepreneur Support	Start-Up Funding	Accommodation and Food Services
	Entrepreneur Support	Marketing and Product Development	Retail Trade
	Community Economic Development	Community Events	Public Administration
	Business Intelligence and Networking	Business Intelligence and Networking	Public Administration
	Community Economic Development	Community Events	Public Administration
	Entrepreneur Support	Start-Up Funding	Business Services
	Entrepreneur Support	Asset Acquisition	Other Services
	Micro-Business	Prospector Support Program	Mining and Mineral Exploration
	Business Intelligence and Networking	Business Intelligence and Networking	Construction
	Micro-Business	Tools, Equipment and Raw Materials	Arts and Crafts
	Community Economic Development	Community Events	Public Administration

	117	12	Dehcho First Nation	Fort Simpson	\$2,860
	118	13	Dehcho First Nation	Fort Simpson	\$13,540
109	119	14	Edda, Sandra	Fort Simpson	\$2,536
110	120	15	Ehmbee Ltd.	Fort Simpson	\$7,840
	121	16	Ehmbee Ltd.	Fort Simpson	\$2,730
111	122	17	EVERGOOD Internet Service Providers Inc.	Fort Simpson	\$25,000
	123	18	EVERGOOD Internet Service Providers Inc.	Fort Simpson	\$2,400
112	124	19	Fort Simpson Beverages Ltd.	Fort Simpson	\$5,408
113	125	20	Fort Simpson Historical Society	Fort Simpson	\$7,678
114	126	21	Fort Simpson Lodging,	Fort Simpson	\$25,000
115	127	22	Fort Simpson Recreation Society	Fort Simpson	\$9,600
116	128	23	Granny's Suites & Rentals Ltd.	Fort Simpson	\$4,000
117	129	24	Hardisty, Percy Elizabeth	Fort Simpson	\$1,781
118	130	25	Jean Marie Development Corporation Ltd.	Jean Marie River	\$10,000
119	131	26	Jean Marie River First Nation	Jean Marie River	\$4,992
120	132	27	Jose, Steven	Fort Simpson	\$4,273
121	133	28	Jumbo, Carielyn	Trout Lake	\$2,322
122	134	29	Kiwi Electric Ltd.	Fort Simpson	\$11,178
123	135	30	K'iyeli Translation, Interpreting & Transcribing Service	Fort Simpson	\$20,236
124	136	31	Kotchea, Cathy	Fort Liard	\$1,617
125	137	32	Liard Valley Message Therapy	Fort Liard	\$10,400
126	138	33	Liidlil Kue First Nation	Fort Simpson	\$25,000
	139	34	Liidlil Kue First Nation	Fort Simpson	\$3,230
	140	35	Liidlil Kue First Nation	Fort Simpson	\$1,718
	141	36	Liidlil Kue First Nation	Fort Simpson	\$5,484
127	142	37	Liidlil Kue Society	Fort Simpson	\$25,000
128	143	38	Midnight Sun Growers	Fort Simpson	\$13,462
129	144	39	Mike's Tourism & Expediting Service	Wrigley	\$14,575
130	145	40	Nahanni Butte Dene Band / First Nation	Nahanni Butte	\$25,000
	146	41	Nahanni Butte Dene Band / First Nation	Nahanni Butte	\$5,120
131	147	42	Nahanni Mountain Lodge Ltd.	Fort Simpson	\$13,210
132	148	43	Nahanni River Expediting	Nahanni Butte	\$688
133	149	44	Ndeh Nezu Ketsendih	Fort Simpson	\$11,832
134	150	45	Nogha Enterprises Ltd.	Fort Simpson	\$75,000
135	151	46	North Star Adventures Ltd.	Fort Simpson	\$5,000
136	152	47	Norwegian (SR.), Douglas	Jean Marie River	\$5,000
137	153	48	Norwegian, Herb	Fort Simpson	\$966
138	154	49	Norwegian Charter Services	Jean Marie River	\$11,174
139	155	50	Open Sky Creative Society	Fort Simpson	\$23,000
140	156	51	Pehdzeh Ki First Nation	Wrigley	\$8,767
	157	52	Pehdzeh Ki First Nation	Wrigley	\$11,320
	158	53	Pehdzeh Ki First Nation	Wrigley	\$5,361

	Business Intelligence and Networking	Business Intelligence and Networking	Public Administration
	Community Economic Development	Access to Business Information	Public Administration
	Micro-Business	Tools, Equipment and Raw Materials	Arts and Crafts
	Entrepreneur Support	Asset Acquisition	Accommodation and Food Services
	Entrepreneur Support	Asset Acquisition	Accommodation and Food Services
	Entrepreneur Support	Start-Up Funding	Professional, Scientific and Technical Services
	Entrepreneur Support	Operational Support	Finance & Insurance
	Entrepreneur Support	Asset Acquisition	Accommodation and Food Services
	Community Economic Development	Develop Infrastructure	Other Services
	Entrepreneur Support	Asset Acquisition	Accommodation and Food Services
	Community Economic Development	Develop Infrastructure	Other Services
	Entrepreneur Support	Start-Up Funding	Accommodation and Food Services
	Micro-Business	Tools, Equipment and Raw Materials	Arts and Crafts
	Community Economic Development	Develop Infrastructure	Public Administration
	Community Economic Development	Community Events	Other Services
	Micro-Business	Tools, Equipment and Raw Materials	Traditional Harvesting
	Micro-Business	Tools, Equipment and Raw Materials	Arts and Crafts
	Entrepreneur Support	Operational Support	Business Services
	Entrepreneur Support	Asset Acquisition	Travel and Tourism
	Micro-Business	Tools, Equipment and Raw Materials	Arts and Crafts
	Entrepreneur Support	Start-Up Funding	Business Services
	Community Economic Development	Community Events	Public Administration
	Business Intelligence and Networking	Business Intelligence and Networking	Public Administration
	Business Intelligence and Networking	Business Intelligence and Networking	Travel and Tourism
	Community Economic Development	Community Events	Film
	Community Economic Development	Plans and Planning	Public Administration
	Entrepreneur Support	Asset Acquisition	Agriculture
	Entrepreneur Support	Asset Acquisition	Travel and Tourism
	Entrepreneur Support	Start-Up Funding	Public Administration
	Community Economic Development	Community Events	Public Administration
	Micro-Business	Marketing and Product Development	Travel and Tourism
	Entrepreneur Support	Asset Acquisition	Business Services
	Entrepreneur Support	Asset Acquisition	Other Services
	Strategic Investment	Strategic Investment	Construction
	Entrepreneur Support	Marketing and Product Development	Travel and Tourism
	Micro-Business	Tools, Equipment and Raw Materials	Traditional Harvesting
	Micro-Business	Film Making	Film
	Entrepreneur Support	Start-Up Funding	Transportation and Warehousing
	Community Economic Development	Community Events	Arts and Crafts
	Entrepreneur Support	Asset Acquisition	Public Administration
	Community Economic Development	Community Events	Public Administration
	Business Intelligence and Networking	Business Intelligence and Networking	Business Services

141	159	54	RW Contracting	Fort Simpson	\$12,476
142	160	55	Sambaa K'e Development Corporation Ltd.	Trout Lake	\$19,584
143	161	56	Sambaa K'e First Nation	Trout Lake	\$10,200
	162	57	Sambaa K'e First Nation	Trout Lake	\$5,080
144	163	58	Simon, Isidore Paul	Jean Marie River	\$4,000
145	164	59	Tah Chay Adventures	Fort Simpson	\$18,800
146	165	60	Timberland Wood Services	Fort Liard	\$2,654
147	166	61	Tsetso, Antoine	Fort Simpson	\$5,000

\$658,209

North Slave					
Unique	Overall	Region	Business Name	Community	Total \$ Disbursed
148	167	1	507162 NWT Ltd (Barren Ground Coffee)	Yellowknife	\$9,743
	168	2	507162 NWT Ltd (Barren Ground Coffee)	Yellowknife	\$4,000
	169	3	507162 NWT Ltd (Barren Ground Coffee)	Yellowknife	\$7,348
149	170	4	Alietum Ltd.	Yellowknife	\$3,720
150	171	5	Apples, Emmerence	Behchokq	\$3,000
151	172	6	Artless Collective Inc.	Yellowknife	\$3,743
152	173	7	Aurora Geosciences Ltd.	Yellowknife	\$1,500
153	174	8	B. Dene Adventures Inc.	Yellowknife	\$9,800
154	175	9	Bachynski, Ryan	Yellowknife	\$5,000
155	176	10	Bailey, George	Behchokq	\$5,000
156	177	11	Beaverho, Andrew	Whati	\$3,000
157	178	12	Beck, Rebecca	Yellowknife	\$3,000
158	179	13	Berube, Pierre Luc	Yellowknife	\$9,580
159	180	14	Blackduck, Jasmine	Gamèt	\$1,500
160	181	15	Boylan, James	Yellowknife	\$1,655
161	182	16	Braden, Carmen	Yellowknife	\$6,087
162	183	17	Canadian Championship Dog Derby	Yellowknife	\$7,000
163	184	18	Capitol Theatre	Yellowknife	\$25,000
164	185	19	Catholique, Irene	Łutselk'e	\$3,000
165	186	20	Charlo, Debbie Rose	Behchokq	\$3,000
166	187	21	Chetwynd, Courtney	Yellowknife	\$3,000
167	188	22	Chocolate, Leah	Behchokq	\$2,802
168	189	23	City of Yellowknife	Yellowknife	\$15,000
	190	24	City of Yellowknife	Yellowknife	\$10,000
169	191	25	Deh'K'e Services	Behchokq	\$25,000
170	192	26	Dorothy, Williah	Behchokq	\$3,000
171	193	27	Drybones, Katrina	Behchokq	\$3,000
172	194	28	Ecology North	Yellowknife	\$10,000
173	195	29	Far North Photo Society	Yellowknife	\$5,000
174	196	30	Fatt, Michael	Yellowknife	\$3,000
175	197	31	F.C. Services Ltd.	Behchokq	\$11,429
176	198	32	Folk on the Rocks Music Festival	Yellowknife	\$25,000

	Entrepreneur Support	Asset Acquisition	Business Services
	Entrepreneur Support	Asset Acquisition	Public Administration
	Entrepreneur Support	Operational Support	Public Administration
	Community Economic Development	Community Events	Public Administration
	Micro-Business	Tools, Equipment and Raw Materials	Other Services
	Entrepreneur Support	Asset Acquisition	Travel and Tourism
	Entrepreneur Support	Asset Acquisition	Other Services
	Micro-Business	Tools, Equipment and Raw Materials	Traditional Harvesting

	Program	Category	Primary Sector
	Entrepreneur Support	Marketing and Product Development	Manufacturing
	Business Intelligence and Networking	Business Intelligence and Networking	Manufacturing
	Entrepreneur Support	Marketing and Product Development	Manufacturing
	Business Intelligence and Networking	Business Intelligence and Networking	Business Services
	Micro-Business	Tools, Equipment and Raw Materials	Arts and Crafts
	Business Intelligence and Networking	Business Intelligence and Networking	Film
	Business Intelligence and Networking	Business Intelligence and Networking	Mining and Mineral Exploration
	Entrepreneur Support	Marketing and Product Development	Travel and Tourism
	Micro-Business	Other Self-Employment	Mining and Mineral Exploration
	Micro-Business	Tools, Equipment and Raw Materials	Film
	Micro-Business	Tools, Equipment and Raw Materials	Arts and Crafts
	Micro-Business	Tools, Equipment and Raw Materials	Arts and Crafts
	Micro-Business	Tools, Equipment and Raw Materials	Arts and Crafts
	Entrepreneur Support	Marketing and Product Development	Travel and Tourism
	Micro-Business	Tools, Equipment and Raw Materials	Other Services
	Micro-Business	Other Self-Employment	Mining and Mineral Exploration
	Entrepreneur Support	Marketing and Product Development	Arts and Crafts
	Community Economic Development	Community Events	Travel and Tourism
	Entrepreneur Support	Marketing and Product Development	Film
	Micro-Business	Tools, Equipment and Raw Materials	Arts and Crafts
	Micro-Business	Tools, Equipment and Raw Materials	Arts and Crafts
	Micro-Business	Tools, Equipment and Raw Materials	Agriculture
	Micro-Business	Other Self-Employment	Other Services
	Community Economic Development	Community Events	Public Administration
	Community Economic Development	Community Events	Travel and Tourism
	Entrepreneur Support	Asset Acquisition	Transportation and Warehousing
	Micro-Business	Tools, Equipment and Raw Materials	Arts and Crafts
	Micro-Business	Tools, Equipment and Raw Materials	Arts and Crafts
	Community Economic Development	Plans and Planning	Agriculture
	Community Economic Development	Community Events	Arts and Crafts
	Micro-Business	Tools, Equipment and Raw Materials	Arts and Crafts
	Entrepreneur Support	Asset Acquisition	Retail Trade
	Community Economic Development	Community Events	Entertainment and Recreation

177	199	33	Food for the Rest of Us Ltd.	Yellowknife	\$20,000
178	200	34	Gregory, Ryan	Yellowknife	\$16,800
	201	35	Gregory, Ryan	Yellowknife	\$8,615
179	202	36	Grogono, Matthew (o/a Old Town Glassworks)	Yellowknife	\$840
180	203	37	Hearne Lake Operations Ltd	Yellowknife	\$10,000
181	204	38	Hudson, Daniel Fredrick	Yellowknife	\$3,000
182	205	39	Judas, Lisa	Behchokq	\$3,000
183	206	40	Kavanaugh Bros Ltd.	Yellowknife	\$75,000
184	207	41	Kerry's Salvage & Firewood	Yellowknife	\$15,000
185	208	42	Kolson, Kiera-Dawn	Yellowknife	\$4,094
186	209	43	Kotchilea, Elvis	Yellowknife	\$5,840
187	210	44	Kotchilea, Roxanne	Behchokq	\$2,991
188	211	45	Lac La Martre Adventures	Yellowknife	\$10,000
189	212	46	Lang, Becky (o/a NWT's Finest)	Yellowknife	\$25,000
190	213	47	Larsson, Tania Rose	Yellowknife	\$10,000
191	214	48	Leon Ekendia	Behchokq	\$3,000
192	215	49	Lutsel K'e Dene First Nation	Lutselk'e	\$15,490
	216	50	Lutsel K'e Dene First Nation	Lutselk'e	\$6,000
	217	51	Lutsel K'e Dene First Nation	Lutselk'e	\$25,000
193	218	52	MacDonald, Jeremy	Yellowknife	\$20,000
194	219	53	Mack, Leela (o/a Diva Sound Records)	Yellowknife	\$15,000
195	220	54	Marlowe, James	Lutselk'e	\$6,610
196	221	55	Martel, Mary Rose	Yellowknife	\$2,000
197	222	56	McKiel, Courtney	Yellowknife	\$2,014
198	223	57	Metcor Inc.	Yellowknife	\$25,000
199	224	58	Moosenose, Lena	Whati	\$2,070
200	225	59	Moritt-Jacobs, Carlotta	Yellowknife	\$5,000
201	226	60	Neyelle, Beatrice	Yellowknife	\$3,000
202	227	61	Nitsiza, Norman	Behchokq	\$3,000
203	228	62	Nitsiza, Robert	Whati	\$3,000
204	229	63	North of 60 Aurora Adventures Inc.	Yellowknife	\$10,000
205	230	64	North Slave Metis Alliance	Yellowknife	\$10,000
206	231	65	North Star Adventures Ltd.	Yellowknife	\$19,350
	232	66	North Star Adventures Ltd.	Yellowknife	\$5,650
207	233	67	Northern Arts and Cultural Centre	Yellowknife	\$8,000
208	234	68	Novak, Karen	Yellowknife	\$3,318
209	235	69	Old Town Community Association	Yellowknife	\$10,000
210	236	70	Parallel Sixty Productions	Yellowknife	\$13,747
211	237	71	Quantum Tangle Inc.	Yellowknife	\$10,000
212	238	72	Rabesca, Alice	Behchokq	\$3,000
213	239	73	Robertson, Keith	Yellowknife	\$5,000
214	240	74	Rock of Ages	Yellowknife	\$3,000
215	241	75	Sarkadi, Laurie	Yellowknife	\$10,000
216	242	76	Schott, Christopher	Yellowknife	\$1,000

	Entrepreneur Support	Film Sponsorship	Film
	Entrepreneur Support	Film Sponsorship	Film
	Entrepreneur Support	Film Sponsorship	Film
	Entrepreneur Support	Marketing and Product Development	Arts and Crafts
	Entrepreneur Support	Marketing and Product Development	Travel and Tourism
	Micro-Business	Tools, Equipment and Raw Materials	Arts and Crafts
	Micro-Business	Tools, Equipment and Raw Materials	Arts and Crafts
	Strategic Investment	Strategic Investment	Other Services
	Entrepreneur Support	Asset Acquisition	Forestry and Logging
	Entrepreneur Support	Marketing and Product Development	Arts and Crafts
	Entrepreneur Support	Marketing and Product Development	Other Services
	Micro-Business	Other Self-Employment	Other Services
	Entrepreneur Support	Marketing and Product Development	Travel and Tourism
	Entrepreneur Support	Marketing and Product Development	Fisheries
	Entrepreneur Support	Marketing and Product Development	Arts and Crafts
	Micro-Business	Tools, Equipment and Raw Materials	Traditional Harvesting
	Community Economic Development	Plans and Planning	Arts and Crafts
	Community Economic Development	Plans and Planning	Travel and Tourism
	Community Economic Development	Plans and Planning	Travel and Tourism
	Entrepreneur Support	Marketing and Product Development	Film
	Entrepreneur Support	Marketing and Product Development	Arts and Crafts
	Entrepreneur Support	Asset Acquisition	Business Services
	Micro-Business	Tools, Equipment and Raw Materials	Arts and Crafts
	Micro-Business	Tools, Equipment and Raw Materials	Arts and Crafts
	Entrepreneur Support	Operational Support	Business Services
	Micro-Business	Tools, Equipment and Raw Materials	Arts and Crafts
	Entrepreneur Support	Film Sponsorship	Film
	Micro-Business	Tools, Equipment and Raw Materials	Arts and Crafts
	Micro-Business	Tools, Equipment and Raw Materials	Film
	Micro-Business	Tools, Equipment and Raw Materials	Traditional Harvesting
	Entrepreneur Support	Marketing and Product Development	Travel and Tourism
	Community Economic Development	Community Events	Entertainment and Recreation
	Entrepreneur Support	Marketing and Product Development	Travel and Tourism
	Entrepreneur Support	Operational Support	Travel and Tourism
	Community Economic Development	Access to Business Information	Arts and Crafts
	Entrepreneur Support	Marketing and Product Development	Arts and Crafts
	Community Economic Development	Community Events	Arts and Crafts
	Entrepreneur Support	Film Development and Production	Film
	Entrepreneur Support	Marketing and Product Development	Entertainment and Recreation
	Micro-Business	Tools, Equipment and Raw Materials	Arts and Crafts
	Entrepreneur Support	Film Development and Production	Film
	Micro-Business	Tools, Equipment and Raw Materials	Arts and Crafts
	Entrepreneur Support	Marketing and Product Development	Arts and Crafts
	Micro-Business	Prospector Support Program	Mining and Mineral Exploration

217	243	77	Simpson, Mary Rose	Behchokq̃	\$2,000
218	244	78	Simpson-Williah, Catherine	Behchokq̃	\$3,000
219	245	79	Skelton, Jennifer (o/a Repose)	Yellowknife	\$5,030
220	246	80	Snowking's Winter Festival	Yellowknife	\$25,000
221	247	81	Studioiced	Yellowknife	\$5,000
222	248	82	Taiga Sport Fishing Ltd. (o/a Blachford Lake Lodge)	Yellowknife	\$9,259
	249	83	Taiga Sport Fishing Ltd. (o/a Blachford Lake Lodge)	Yellowknife	\$10,000
223	250	84	Tłıchq̃ Government	Behchokq̃	\$70,286
224	251	85	Tennart, Brendalynn Inuk	Yellowknife	\$3,000
225	252	86	The J Group Ltd.	Yellowknife	\$10,000
226	253	87	Thomson, James WS	Yellowknife	\$3,640
227	254	88	Tlokka, Frankie	Behchokq̃	\$3,972
228	255	89	Trail Blazer Tours	Yellowknife	\$10,000
229	256	90	Vernon, Christina	Yellowknife	\$2,375
230	257	91	Wild Kitchen NWT Ltd.	Yellowknife	\$20,000
	258	92	Wild Kitchen NWT Ltd.	Yellowknife	\$9,500
231	259	93	Williah, Leah Maire	Behchokq̃	\$3,000
232	260	94	Yellowknife Chamber of Commerce	Yellowknife	\$25,000
	261	95	Yellowknife Chamber of Commerce	Yellowknife	\$5,000
233	262	96	Yellowknife Divers Inc.	Yellowknife	\$5,000
234	263	97	Yellowknife Historical Society	Yellowknife	\$10,000
235	264	98	Yellowknives Dene First Nation	N'Dilo	\$25,000

\$816,012

NWT-wide					
Unique	Overall	Region	Business Name	Community	Total \$ Disbursed
234	265	1	Conseil de Developpement Economique TNO	Yellowknife	\$25,000
235	266	2	Dead North Film Society	Yellowknife	\$25,000
236	267	3	DEMCo Ltd.	Yellowknife	\$2,845
237	268	4	Denendeh Development Corporation	Yellowknife	\$2,120
	269	5	Denendeh Development Corporation	Yellowknife	\$25,000
	270	6	Denendeh Development Corporation	Yellowknife	\$50,000
238	271	7	Denendeh Investments Inc.	Yellowknife	\$3,869
239	272	8	Music NWT (RAANT)	Yellowknife	\$12,000
240	273	9	Native Communications Society of the NWT	Yellowknife	\$20,000
241	274	10	Northern Arts and Cultural Centre	Yellowknife	\$25,000
242	275	11	NWT Chamber of Commerce	Yellowknife	\$25,000
	276	12	NWT Chamber of Commerce	Yellowknife	\$25,000
243	277	13	NWT Community Futures Association	Yellowknife	\$4,000
244	278	14	NWT Food Network	Hay River	\$51,200
245	279	15	The NWT Professional Media Association	Yellowknife	\$16,340
	280	16	The NWT Professional Media Association	Yellowknife	\$9,388
246	281	17	Western Arctic Moving Pictures	Yellowknife	\$25,000

	Micro-Business	Tools, Equipment and Raw Materials	Arts and Crafts
	Micro-Business	Tools, Equipment and Raw Materials	Arts and Crafts
	Business Intelligence and Networking	Business Intelligence and Networking	Business Services
	Community Economic Development	Community Events	Travel and Tourism
	Micro-Business	Other Self-Employment	Business Services
	Entrepreneur Support	Operational Support	Travel and Tourism
	Sector Support	Capital Expansion Incentive	Travel and Tourism
	Strategic Investment	Strategic Investment	Arts and Crafts
	Entrepreneur Support	Marketing and Product Development	Arts and Crafts
	Entrepreneur Support	Marketing and Product Development	Travel and Tourism
	Sector Support	Sector Research Support	Film
	Micro-Business	Tools, Equipment and Raw Materials	Transportation and Warehousing
	Entrepreneur Support	Marketing and Product Development	Travel and Tourism
	Business Intelligence and Networking	Business Intelligence and Networking	Health Care and Social Assistance
	Entrepreneur Support	Film Sponsorship	Film
	Entrepreneur Support	Film Marketing and Promotion	Film
	Micro-Business	Tools, Equipment and Raw Materials	Arts and Crafts
	Community Economic Development	Community Events	Business Services
	Community Economic Development	Community Events	Business Services
	Entrepreneur Support	Film Marketing and Promotion	Film
	Community Economic Development	Plans and Planning	Information and Cultural Industries
	Community Economic Development	Plans and Planning	Business Services

	Program	Category	Primary Sector
	Community Economic Development	Plans and Planning	Public Administration
	Community Economic Development	Community Events	Film
	Business Intelligence and Networking	Business Intelligence and Networking	Mining and Mineral Exploration
	Business Intelligence and Networking	Business Intelligence and Networking	Business Services
	Business Intelligence and Networking	Operational Support	Business Services
	Community Economic Development	Community Events	Public Administration
	Business Intelligence and Networking	Business Intelligence and Networking	Management of Companies and Enterprises
	Community Economic Development	Access to Business Information	Entertainment and Recreation
	Community Economic Development	Develop Infrastructure	Information and Cultural Industries
	Community Economic Development	Community Events	Entertainment and Recreation
	Community Economic Development	Community Events	Business Services
	Community Economic Development	Develop Infrastructure	Business Services
	Community Economic Development	Access to Business Information	Business Services
	Community Economic Development	Community Events	Agriculture
	Community Economic Development	Community Events	Film
	Community Economic Development	Access to Business Information	Film
	Community Economic Development	Community Events	Film

	282	18	Western Arctic Moving Pictures	Yellowknife	\$17,500
					\$955,398

Sahtu

Unique'	Overall	Region	Business Name	Community	Total \$ Disbursed
247	283	1	Arctic Circle Enterprises Ltd.	Fort Good Hope	\$17,600
248	284	2	Baton, Royden	Délıne	\$5,000
249	285	3	Behdzi Ahda First Nation Economic Dev. Trust	Colville Lake	\$25,000
250	286	4	Berach Gutone Tue Enterprises Ltd.	Colville Lake	\$25,000
251	287	5	Black Feather Wilderness Adventures Ltd.	Norman Wells	\$5,000
252	288	6	Bush's Iron'n Wood Worx	Norman Wells	\$5,000
253	289	7	Deline Got'ine Government	Délıne	\$25,000
254	290	8	Dene Nation	Yellowknife	\$10,000
255	291	9	Dirty Rag Detailing	Norman Wells	\$4,098
256	292	10	Eddibar, Terry	Colville Lake	\$5,000
257	293	11	Elemie, Gary John	Délıne	\$5,000
258	294	12	Ellton, Aron	Fort Good Hope	\$5,000
259	295	13	Gillingham, Jonathan	Norman Wells	\$5,000
260	296	14	Grandjambe, Jacinta	Fort Good Hope	\$4,000
	297	15	Grandjambe, Jacinta	Fort Good Hope	\$1,143
261	298	16	Greenworks	Norman Wells	\$3,580
262	299	17	Grey Goose Lodge Ltd.	Délıne	\$10,000
263	300	18	Harley, Brooke	Norman Wells	\$861
264	301	19	J & D Ditchers,	Norman Wells	\$18,863
265	302	20	Jackson, James	Fort Good Hope	\$5,000
266	303	21	Jackson, Jeffrey Wilfred	Norman Wells	\$5,000
267	304	22	Kenny, Elizabeth	Délıne	\$778
268	305	23	Kochon-Orlias, Ann	Colville Lake	\$1,070
269	306	24	Lennie, Jerry	Fort Good Hope	\$5,000
270	307	25	Manuel, Bobby	Colville Lake	\$5,000
271	308	26	Manuel, Linda	Colville Lake	\$2,804
272	309	27	McNeely, Bradley	Tulita	\$4,000
273	310	28	McNeely, Cody	Fort Good Hope	\$2,472
274	311	29	McNeely, Phoebe	Fort Good Hope	\$4,016
275	312	30	Modeste, Patricia	Délıne	\$3,200
276	313	31	Ne'Rahten Development Ltd.	Fort Good Hope	\$25,000
277	314	32	Newhook, Kyle	Norman Wells	\$350
278	315	33	Neyelle, Susan	Délıne	\$4,000
279	316	34	Norman Wells Claimant Corporation Ltd.	Norman Wells	\$25,000
280	317	35	Norman Wells Historical Society	Norman Wells	\$1,522
	318	36	Norman Wells Historical Society	Norman Wells	\$3,360

	Community Economic Development	Develop Infrastructure	Film
	Program	Category	Primary Sector
	Entrepreneur Support	Marketing and Product Development	Travel and Tourism
	Micro-Business	Tools, Equipment and Raw Materials	Traditional Harvesting
	Community Economic Development	Develop Infrastructure	Construction
	Community Economic Development	Develop Infrastructure	Construction
	Entrepreneur Support	Marketing and Product Development	Travel and Tourism
	Micro-Business	Tools, Equipment and Raw Materials	Arts and Crafts
	Community Economic Development	Community Events	Entertainment and Recreation
	Community Economic Development	Plans and Planning	Travel and Tourism
	Micro-Business	Tools, Equipment and Raw Materials	Business Services
	Micro-Business	Tools, Equipment and Raw Materials	Traditional Harvesting
	Micro-Business	Tools, Equipment and Raw Materials	Arts and Crafts
	Micro-Business	Tools, Equipment and Raw Materials	Traditional Harvesting
	Micro-Business	Tools, Equipment and Raw Materials	Arts and Crafts
	Micro-Business	Tools, Equipment and Raw Materials	Arts and Crafts
	Business Intelligence and Networking	Business Intelligence and Networking	Arts and Crafts
	Micro-Business	Tools, Equipment and Raw Materials	Construction
	Entrepreneur Support	Operational Support	Accommodation and Food Services
	Micro-Business	Film Making	Film
	Entrepreneur Support	Asset Acquisition	Other Services
	Micro-Business	Tools, Equipment and Raw Materials	Traditional Harvesting
	Micro-Business	Tools, Equipment and Raw Materials	Traditional Harvesting
	Micro-Business	Tools, Equipment and Raw Materials	Information and Cultural Industries
	Micro-Business	Tools, Equipment and Raw Materials	Arts and Crafts
	Micro-Business	Prospector Support Program	Mining and Mineral Exploration
	Micro-Business	Tools, Equipment and Raw Materials	Arts and Crafts
	Micro-Business	Tools, Equipment and Raw Materials	Information and Cultural Industries
	Micro-Business	Tools, Equipment and Raw Materials	Arts and Crafts
	Business Intelligence and Networking	Business Intelligence and Networking	Arts and Crafts
	Micro-Business	Tools, Equipment and Raw Materials	Arts and Crafts
	Micro-Business	Tools, Equipment and Raw Materials	Arts and Crafts
	Sector Support	Sector Research Support	Manufacturing
	Business Intelligence and Networking	Business Intelligence and Networking	Film
	Micro-Business	Tools, Equipment and Raw Materials	Arts and Crafts
	Community Economic Development	Plans and Planning	Oil and Gas
	Business Intelligence and Networking	Business Intelligence and Networking	Travel and Tourism
	Entrepreneur Support	Operational Support	Arts and Crafts

281	319	37	Norman Wells Land Corporation	Norman Wells	\$25,000
282	320	38	Northridge Contracting Ltd.	Norman Wells	\$15,000
	321	39	Northridge Contracting Ltd.	Norman Wells	\$11,372
283	322	40	North-Wright Airways Ltd.	Norman Wells	\$11,200
284	323	41	NWT Training & Maintenance Ltd.	Norman Wells	\$5,000
285	324	42	Oudzi, George	Colville Lake	\$5,000
286	325	43	Pierrot's Logistics	Fort Good Hope	\$25,000
287	326	44	Rampart Rentals Ltd.	Norman Wells	\$75,000
	327	45	Royal Canadian Legion	Norman Wells	\$16,559
288	328	46	Sahtu De Contracting	Délıne	\$17,467
289	329	47	Tobac, Jonathon	Colville Lake	\$4,965
290	330	48	Tobac, Shaun	Fort Good Hope	\$5,000
291	331	49	Town of Norman Wells	Norman Wells	\$13,140
292	332	50	Tulita Dene Band	Tulita	\$5,000
293	333	51	Tulita Forest Products	Tulita	\$16,000
294	334	52	Tutcho, Sharon	Colville Lake	\$2,400
295	335	53	Tutcho's Wood Works	Colville Lake	\$4,153
296	336	54	Two Rivers Development Group Ltd.	Tulita	\$14,726
297	337	55	Willow Crescent Quilting	Norman Wells	\$2,004
298	338	56	Yakeleya, Danny	Tulita	\$2,868
299	339	57	Yamouri Inn Ltd.	Norman Wells	\$17,320

\$571,891

South Slave					
Unique	Overall	Region	Business Name	Community	Total \$ Disbursed
300	340	1	Antoine, Sally	Hay River	\$1,400
301	341	2	Aurora Heat, Inc.	Fort Smith	\$25,000
302	342	3	Beaulieu, Louie	Fort Smith	\$3,893
303	343	4	Bellefeuille, Diane (o/a L'Eskal)	Hay River	\$3,325
304	344	5	Bourke, Wesley	Fort Smith	\$3,223
305	345	6	Cameron's Mobile Mechanic Service (CMMS)	Fort Providence	\$9,525
306	346	7	CPOW Productions Ltd.	Fort Smith	\$1,946
307	347	8	Daniels, Melissa	Fort Smith	\$3,500
308	348	9	Darrell's Welding Ltd.	Hay River	\$4,568
	349	10	Darrell's Welding Ltd.	Hay River	\$7,163
309	350	11	DeWolf, Christine (o/a DeWolf Artworks)	Fort Smith	\$850
	351	12	DeWolf, Christine (o/a DeWolf Artworks)	Fort Smith	\$805
310	352	13	Dixon, Betty	Fort Smith	\$4,706
311	353	14	Edjericon, Sandra	Hay River	\$5,000
312	354	15	Emes, Brian	Hay River	\$25,000
313	355	16	Fort Providence Metis Council	Fort Providence	\$5,813
314	356	17	Fort Resolution Dog Musher's Association	Fort Resolution	\$5,000
315	357	18	Fort Resolution Metis Council	Fort Resolution	\$9,124
316	358	19	Fort Smith Construction NT Ltd.	Fort Smith	\$25,000

	Community Economic Development	Community Events	Travel and Tourism
	Sector Support	Capital Expansion Incentive	Construction
	Entrepreneur Support	Operational Support	Construction
	Entrepreneur Support	Marketing and Product Development	Travel and Tourism
	Micro-Business	Tools, Equipment and Raw Materials	Travel and Tourism
	Micro-Business	Tools, Equipment and Raw Materials	Traditional Harvesting
	Entrepreneur Support	Start-Up Funding	Transportation and Warehousing
	Strategic Investment	Strategic Investment	Retail Trade
	Entrepreneur Support	Operational Support	Other Services
	Entrepreneur Support	Asset Acquisition	Construction
	Micro-Business	Tools, Equipment and Raw Materials	Arts and Crafts
	Micro-Business	Tools, Equipment and Raw Materials	Traditional Harvesting
	Community Economic Development	Community Events	Entertainment and Recreation
	Community Economic Development	Community Events	Public Administration
	Community Economic Development	Develop Infrastructure	Construction
	Micro-Business	Tools, Equipment and Raw Materials	Arts and Crafts
	Micro-Business	Tools, Equipment and Raw Materials	Construction
	Entrepreneur Support	Operational Support	Construction
	Entrepreneur Support	Asset Acquisition	Arts and Crafts
	Business Intelligence and Networking	Business Intelligence and Networking	Mining and Mineral Exploration
	Entrepreneur Support	Operational Support	Construction

	Program	Category	Primary Sector
	Micro-Business	Tools, Equipment and Raw Materials	Arts and Crafts
	Entrepreneur Support	Marketing and Product Development	Manufacturing
	Micro-Business	Other Self-Employment	Educational Services
	Micro-Business	Tools, Equipment and Raw Materials	Health Care and Social Assistance
	Micro-Business	Tools, Equipment and Raw Materials	Arts and Crafts
	Entrepreneur Support	Marketing and Product Development	Other Services
	Entrepreneur Support	Marketing and Product Development	Construction
	Micro-Business	Other Self-Employment	Retail Trade
	Entrepreneur Support	Marketing and Product Development	Travel and Tourism
	Entrepreneur Support	Marketing and Product Development	Travel and Tourism
	Micro-Business	Tools, Equipment and Raw Materials	Arts and Crafts
	Micro-Business	Tools, Equipment and Raw Materials	Arts and Crafts
	Micro-Business	Tools, Equipment and Raw Materials	Arts and Crafts
	Micro-Business	Tools, Equipment and Raw Materials	Arts and Crafts
	Entrepreneur Support	Start-Up Funding	Fisheries
	Community Economic Development	Plans and Planning	Retail Trade
	Community Economic Development	Community Events	Travel and Tourism
	Community Economic Development	Plans and Planning	Business Services
	Entrepreneur Support	Operational Support	Construction

317	359	20	Fort Smith Ice And Snow	Fort Smith	\$5,000
318	360	21	Freund, Colter	Fort Smith	\$4,208
	361	22	Freund, Colter	Fort Smith	\$792
319	362	23	Gargan, Mary Ann	Fort Providence	\$2,000
320	363	24	Gargan, Tia	Fort Providence	\$1,000
321	364	25	Gervais, Anna (o/a Northern Hound Supply)	Fort Smith	\$4,748
322	365	26	Graham, Jeanna	Hay River Reserve	\$5,000
323	366	27	Grandjambe, Robert	Fort Smith	\$4,827
324	367	28	Great Slave Drilling & Exploration Ltd.	Hay River	\$25,000
325	368	29	Hamilton, Rylie	Hay River	\$4,228
326	369	30	Hamlet of Enterprise	Enterprise	\$11,400
327	370	31	Hay River Chamber of Commerce	Hay River	\$4,151
	371	32	Hay River Chamber of Commerce	Hay River	\$16,695
	372	33	Hay River Chamber of Commerce	Hay River	\$1,080
328	373	34	Hay River Dog Mushing Club	Hay River	\$5,000
329	374	35	Hessdorfer, Kiana	Fort Smith	\$4,550
330	375	36	Hudson, Ken	Fort Smith	\$2,500
331	376	37	Kátł'odeeche First Nation	Hay River Reserve	\$9,000
	377	38	Kátł'odeeche First Nation	Hay River Reserve	\$8,600
332	378	39	Koidhis, Thomas	Fort Smith	\$3,955
333	379	40	Kolahok-Kallak, Elizabeth	Hay River	\$2,611
334	380	41	Labine, Colette	Fort Smith	\$3,314
335	381	42	Labine, Jon	Fort Smith	\$5,000
336	382	43	Labine, Michel	Fort Smith	\$4,183
	383	44	Labine, Michel	Fort Smith	\$3,575
337	384	45	Lafferty, Edna,	Hay River	\$2,100
338	385	46	Lepage, Natasha,	Enterprise	\$4,000
339	386	47	Linington, Stacy (o/a S & L Fish)	Hay River	\$22,700
340	387	48	Mackenzie Days Society	Fort Providence	\$7,080
341	388	49	Maher, Bryce	Hay River	\$1,103
342	389	50	Marshall, Marilyn	Hay River	\$1,980
343	390	51	McCloskey, Carmen	Hay River	\$2,506
344	391	52	McMeekin, Alex & Mandeville, Cynthia o/a Riverside	Hay River	\$16,905
345	392	53	Miersch, Margaret	Fort Resolution	\$4,188
346	393	54	Mouse, Elizabeth	Hay River	\$1,771
347	394	55	Mouse, Kathy	Hay River	\$3,290
348	395	56	Mulder, Jorja	Fort Smith	\$5,000
349	396	57	Naegha Zhia Inc.	Hay River Reserve	\$5,220
	397	58	Naegha Zhia Inc.	Hay River Reserve	\$13,000
350	398	59	Northern Healthy Living Inc.	Fort Smith	\$5,531
351	399	60	Northern Life Museum	Fort Smith	\$25,000
352	400	61	NWT Kayak Association	Fort Smith	\$15,068
353	401	62	NWT Manufacturer's Association (The)	Hay River	\$25,000
354	402	63	O & S Mobile Welding Services Ltd.	Hay River	\$2,205

	Community Economic Development	Community Events	Travel and Tourism
	Micro-Business	Other Self-Employment	Entertainment and Recreation
	Micro-Business	Other Self-Employment	Entertainment and Recreation
	Micro-Business	Tools, Equipment and Raw Materials	Arts and Crafts
	Micro-Business	Tools, Equipment and Raw Materials	Arts and Crafts
	Micro-Business	Other Self-Employment	Retail Trade
	Micro-Business	Tools, Equipment and Raw Materials	Arts and Crafts
	Micro-Business	Other Self-Employment	Traditional Harvesting
	Entrepreneur Support	Operational Support	Mining and Mineral Exploration
	Micro-Business	Tools, Equipment and Raw Materials	Arts and Crafts
	Community Economic Development	Community Events	Travel and Tourism
	Community Economic Development	Access to Business Information	Business Services
	Community Economic Development	Community Events	Business Services
	Business Intelligence and Networking	Business Intelligence and Networking	Business Services
	Community Economic Development	Community Events	Travel and Tourism
	Micro-Business	Tools, Equipment and Raw Materials	Arts and Crafts
	Micro-Business	Tools, Equipment and Raw Materials	Arts and Crafts
	Community Economic Development	Community Events	Travel and Tourism
	Community Economic Development	Community Events	Travel and Tourism
	Micro-Business	Tools, Equipment and Raw Materials	Arts and Crafts
	Micro-Business	Tools, Equipment and Raw Materials	Arts and Crafts
	Micro-Business	Tools, Equipment and Raw Materials	Arts and Crafts
	Micro-Business	Tools, Equipment and Raw Materials	Arts and Crafts
	Micro-Business	Tools, Equipment and Raw Materials	Arts and Crafts
	Entrepreneur Support	Marketing and Product Development	Arts and Crafts
	Micro-Business	Tools, Equipment and Raw Materials	Arts and Crafts
	Micro-Business	Tools, Equipment and Raw Materials	Arts and Crafts
	Micro-Business	Tools, Equipment and Raw Materials	Arts and Crafts
	Micro-Business	Tools, Equipment and Raw Materials	Arts and Crafts
	Entrepreneur Support	Operational Support	Fisheries
	Community Economic Development	Community Events	Travel and Tourism
	Entrepreneur Support	Operational Support	Construction
	Micro-Business	Other Self-Employment	Arts and Crafts
	Micro-Business	Tools, Equipment and Raw Materials	Arts and Crafts
	Entrepreneur Support	Start-Up Funding	Agriculture
	Micro-Business	Tools, Equipment and Raw Materials	Arts and Crafts
	Micro-Business	Tools, Equipment and Raw Materials	Arts and Crafts
	Micro-Business	Tools, Equipment and Raw Materials	Arts and Crafts
	Micro-Business	Tools, Equipment and Raw Materials	Arts and Crafts
	Business Intelligence and Networking	Business Intelligence and Networking	Information and Cultural Industries
	Entrepreneur Support	Operational Support	Accommodation and Food Services
	Entrepreneur Support	Marketing and Product Development	Accommodation and Food Services
	Community Economic Development	Community Events	Arts and Crafts
	Community Economic Development	Community Events	Travel and Tourism
	Community Economic Development	Plans and Planning	Manufacturing
	Entrepreneur Support	Operational Support	Construction

355	403	64	Parent, Phoebe	Fort Providence	\$960
356	404	65	Pellets on Demand Ltd.	Hay River	\$8,400
	405	66	Pellets on Demand Ltd.	Hay River	\$7,420
357	406	67	Polar Pond Hockey Association	Hay River	\$5,000
358	407	68	Richardson, Duncan (o/a Duncan Richardson Fisheries)	Hay River	\$20,000
359	408	69	Robson, Chris	Hay River	\$1,765
	409	70	Robson, Chris	Hay River	\$3,235
360	410	71	Rotary Club of Hay River Sunrise	Hay River	\$23,025
361	411	72	Sabourin, Angie	Hay River Reserve	\$2,232
362	412	73	Sabourin, Belinda	Fort Providence	\$1,629
363	413	74	Slade, Sarah	Hay River	\$955
364	414	75	Soaring Eagle Friendship Centre	Hay River	\$2,800
365	415	76	Squirrel, Thelma	Fort Providence	\$1,920
366	416	77	Sunrise Cabinets & Millwork Ltd.	Enterprise	\$15,318
367	417	78	Tambour, Aaron	Hay River	\$1,169
368	418	79	Tambour, Henry	Hay River Reserve	\$5,000
369	419	80	Thebacha & Wood Buffalo Astronomical Society	Fort Smith	\$3,848
370	420	81	Thebacha Business Development Services	Fort Smith	\$2,891
	421	82	Thebacha Business Development Services	Fort Smith	\$25,000
371	422	83	Town of Fort Smith	Fort Smith	\$6,475
	423	84	Town of Fort Smith	Fort Smith	\$2,170
372	424	85	Town of Hay River	Hay River	\$7,975
	425	86	Town of Hay River	Hay River	\$9,100
373	426	87	Undah Gogha Corporation	Fort Providence	\$75,000
374	427	88	Vogt, Payton	Fort Smith	\$2,125
375	428	89	Westwell, Christian	Fort Smith	\$5,513
376	429	90	Wong, Daniel (o/a Jack Pine Paddle)	Fort Smith	\$25,000
	430	91	Wong, Daniel (o/a Jack Pine Paddle)	Fort Smith	\$3,400
					\$720,230

			YE Accounting Accruals		\$(5,097)
					\$3,967,418

	Micro-Business	Tools, Equipment and Raw Materials	Arts and Crafts
	Entrepreneur Support	Start-Up Funding	Manufacturing
	Entrepreneur Support	Marketing and Product Development	Manufacturing
	Community Economic Development	Community Events	Travel and Tourism
	Entrepreneur Support	Operational Support	Fisheries
	Micro-Business	Other Self-Employment	Arts and Crafts
	Micro-Business	Tools, Equipment and Raw Materials	Arts and Crafts
	Community Economic Development	Community Events	Travel and Tourism
	Micro-Business	Tools, Equipment and Raw Materials	Arts and Crafts
	Micro-Business	Tools, Equipment and Raw Materials	Traditional Harvesting
	Entrepreneur Support	Marketing and Product Development	Health Care and Social Assistance
	Community Economic Development	Community Events	Travel and Tourism
	Micro-Business	Tools, Equipment and Raw Materials	Arts and Crafts
	Entrepreneur Support	Operational Support	Construction
	Micro-Business	Marketing and Product Development	Arts and Crafts
	Micro-Business	Marketing and Product Development	Forestry and Logging
	Community Economic Development	Community Events	Travel and Tourism
	Business Intelligence and Networking	Business Intelligence and Networking	Business Services
	Community Economic Development	Community Events	Business Services
	Community Economic Development	Access to Business Information	Travel and Tourism
	Community Economic Development	Access to Business Information	Travel and Tourism
	Community Economic Development	Community Events	Travel and Tourism
	Community Economic Development	Develop Infrastructure	Travel and Tourism
	Strategic Investment	Strategic Investment	Travel and Tourism
	Micro-Business	Tools, Equipment and Raw Materials	Arts and Crafts
	Entrepreneur Support	Start-Up Funding	Retail Trade
	Entrepreneur Support	Marketing and Product Development	Travel and Tourism
	Business Intelligence and Networking	Business Intelligence and Networking	Travel and Tourism

Notes

This image shows a full page of blank, lined paper. It features approximately 28 horizontal blue or grey lines spaced evenly apart, typical of notebook paper. The lines extend across the entire width of the page, leaving small margins at the top and bottom. There are no vertical lines, text, or other markings on the page.

Notes

[illegible]

Notes

This image shows a single sheet of white paper with horizontal ruling lines. The lines are evenly spaced and run across the width of the page. There are no margins, text, or other markings on the paper.

Notes

[illegible]

Notes

This image shows a single sheet of white paper with horizontal ruling lines. The lines are evenly spaced and run across the width of the page. There are no margins, text, or other markings on the paper.



www.iti.gov.nt.ca

