



NWT Parks: 2020 Season Highlights

COLIN FIELD / NWT

The NWT Parks were significantly impacted by the COVID-19 pandemic in 2020. The World Health Organization (WHO) officially declared the pandemic on March 11, 2020 and border closures and travel restrictions followed shortly thereafter. The NWT border closed to visitors including non-resident Canadians on March 21, 2020 and remained closed throughout the 2020 NWT Parks season.

Key Indicators and Notes

The Research and Planning Unit within the Tourism and Parks Division compiles and reports key statistics from NWT Parks.

Prior to 2020, the NWT Parks season was generally from May 15 to September 15. Due to the COVID-19 pandemic, the opening of the NWT Parks was delayed to June 12 and the season extended to September 30. Unless specifically noted, the data provided in this report is seasonal which means that the data reported for 2020 is for the June 12 to September 30

time period and data for 2019 is for the May 15 to September 15 time period.

Data is based on camping permits; permits are issued for each overnight stay. Overnight visitors and visitor origin include seasonal permits as of 2017. Average length of stay excludes seasonal permits. Total overnight visitor numbers are calculated by multiplying the average party size in each territorial park by the total number of camping permits issued in each territorial park. Party sizes are benchmarked to 2013.

23,105

TOTAL # OVERNIGHT VISITORS
-34% versus 2019 season



22,753

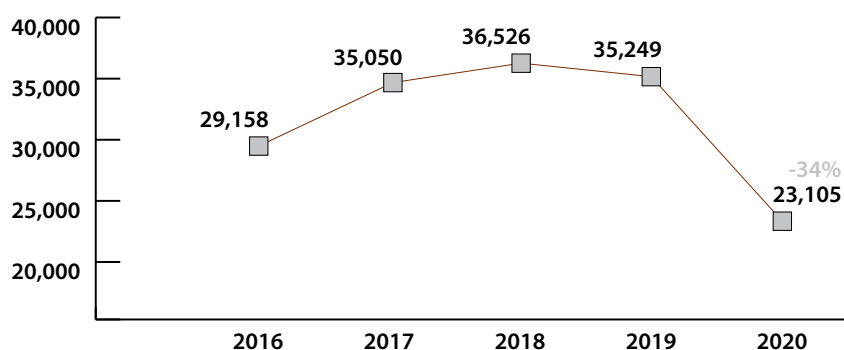
TOTAL # OVERNIGHT VISITORS FROM NWT
+46% versus 2019 season



NWT Parks Overnight Visitors

The NWT Parks welcomed a total of 23,105 overnight visitors during the 2020 season, a decrease of 34% versus the 2019 season.

OVERNIGHT VISITORS TO NWT PARKS



COLIN FIELD / NWT



Region	2016	2017	2018	2019	2020	2020 season versus 2019 season
Beaufort Delta	2,687	2,526	5,615	6,292	842	-87%
Dehcho	2,139	2,335	2,156	1,931	1,371	-29%
North Slave	13,675	17,631	16,623	15,430	14,968	-3%
South Slave	10,656	12,559	12,133	11,596	5,924	-49%
Total overnight visitors	29,157	35,051	36,527	35,249	23,105	-34%

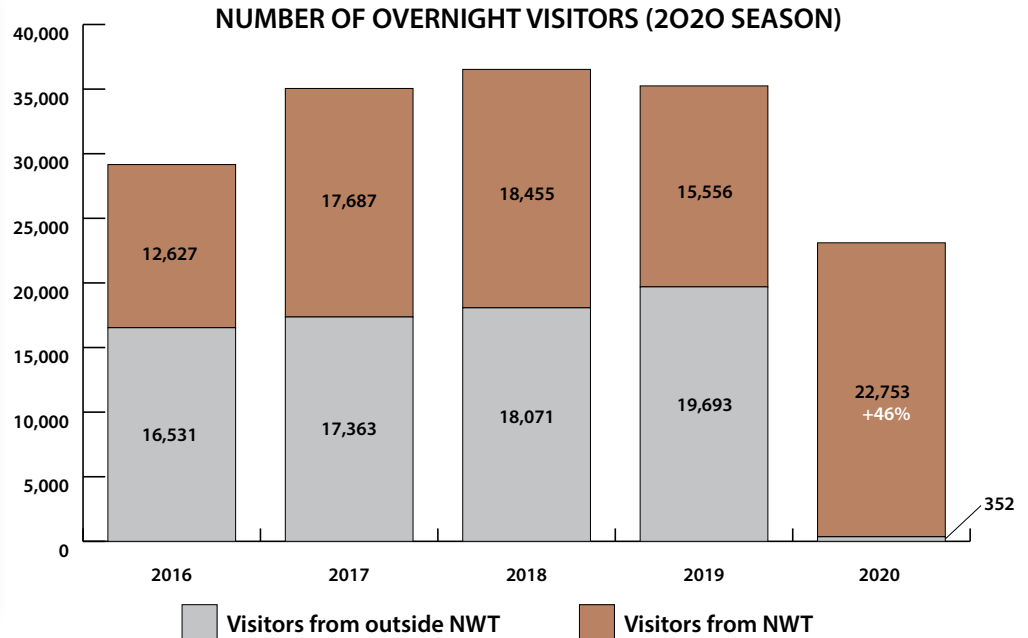
For the 2020 season, the North Slave region which typically welcomes the greatest proportion of NWT residents, experienced only a 3% decline, while the Beaufort Delta region which historically receives visitors mostly from outside of the NWT experienced the strongest decline in visitors (-87%).

From June 12 to September 15 (the time period when the NWT Parks were open to visitors in 2019 and 2020), there were 22,286 overnight visitors, a 28% decline versus same time period prior year. The North Slave region experienced a 9% increase in visitors for this time period.

Region	2019 (June 12 - Sept 15)	2020 (June 12 - Sept 15)	Change versus year ago
Beaufort Delta	5,958	843	-86%
Dehcho	1,741	1,319	-24%
North Slave	13,207	14,400	9%
South Slave	9,880	5,724	-42%
Total overnight visitors	30,786	22,286	-28%

NWT Parks Visitor Origin

Of the total 23,105 overnight visitors to the NWT Parks during the 2020 season, 22,753 (98%) were residents of the NWT, a 46% increase versus the 2019 season. There were 352 people from outside of the territory that visited the NWT Parks during the 2020 season.



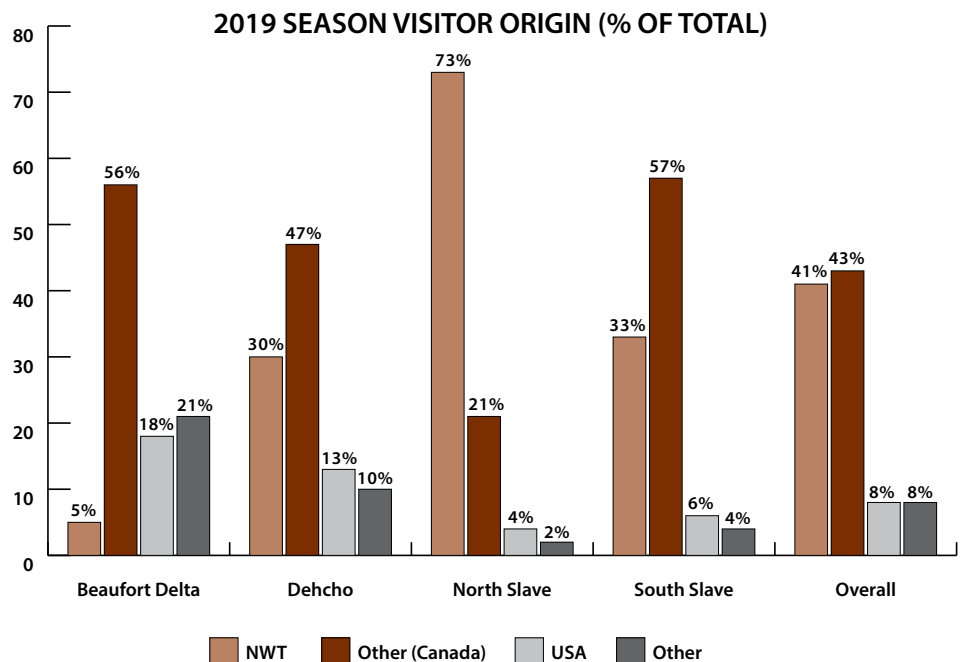
The 2020 season was significantly different from the 2019 season in terms of the origin of the visitors. For the 2019 season, almost 60% of overnight visitors to the parks were from outside of the NWT as follows:

43%

FROM OTHER
AREAS OF CANADA

8% FROM THE USA

8%
FROM OTHER
INTERNATIONAL
COUNTRIES



Number of Overnight Visitors by NWT Park

NWT Park	2016	2017	2018	2019	2020	2020 season versus 2019 season
Beaufort Delta	2,687	2,526	5,615	6,292	842	-87%
Gwich'in Territorial Park	198	84	288	603	271	-55%
Happy Valley Territorial Park	1,748	1,593	3,442	3,548	19	-99%
Jàk Territorial Park	420	488	1,258	1,258	534	-58%
Nataiinlaih Park	321	361	626	883	18	-98%
Dehcho	2,139	2,335	2,156	1,931	1,371	-29%
Blackstone Territorial Park	745	605	784	656	275	-58%
Fort Simpson Territorial Park	663	768	472	459	315	-31%
Sambaa Deh Territorial Park	731	962	900	816	781	-4%
North Slave	13,675	17,631	16,623	15,430	14,968	-3%
Fred Henne Territorial Park	9,776	12,238	11,323	10,548	8,370	-21%
Prelude Lake Territorial Park	2,207	2,764	3,043	2,872	3,657	27%
Reid Lake Territorial Park	1,692	2,628	2,257	2,011	2,940	46%
South Slave	10,656	12,559	12,133	11,596	5,924	-49%
60th Parallel	513	461	342	250	0	-100%
Fort Providence Territorial Park	1,701	2,042	2,016	1,860	594	-68%
Hay River Territorial Park	3,078	3,886	3,777	4,052	2,340	-42%
Lady Evelyn Falls Territorial Park	1,634	1,780	1,624	1,281	1,270	-1%
Little Buffalo River Crossing Territorial Park	525	764	726	928	213	-77%
Little Buffalo River Falls Territorial Park	10	14	29	17	0	-100%
Queen Elizabeth Territorial Park	829	971	1,115	1,106	825	-25%
Twin Falls Gorge - Louise Falls Campground	2,367	2,642	2,504	2,102	682	-68%
Grand Total	29,157	35,051	36,527	35,249	23,105	-34%

AVERAGE LENGTH OF STAY

The average length of stay for all NWT Parks was greater for the 2020 season at 3.2 days.

**3.2 DAYS
OVERALL**
(2.3 DAYS IN 2019)



**2.0
DAYS**
BEAUFORT
DELTA

**2.2
DAYS**
DEHCHO

**3.7
DAYS**
NORTH
SLAVE

**2.6
DAYS**
SOUTH
SLAVE