



Government of Northwest Territories  
Gouvernement des Territoires du Nord-Ouest

# Grants and Contributions

## Results Report 2020 – 2021

# Subventions et contributions

Le présent document contient  
la traduction française du sommaire  
et du message de la ministre

**Rapport 2020 – 2021**

October 2021 | Octobre 2021

If you would like this information in another official language, call us.  
English

Si vous voulez ces informations dans une autre langue officielle, contactez-nous.  
French

Kīspin ki nitawihitīn ē nīhīyawihk ōma ācimōwin, tipwāsinān.  
Cree

Tłıchq̓ yatı k'ê ę̓. Dı wegodı newq̓ dè, gots'ō gonede.  
Tłıchq̓

ᑭᑦᑲᑦᑲᑦ ᑭᑦᑲᑦᑲᑦ ᑭᑦᑲᑦᑲᑦ ᑭᑦᑲᑦᑲᑦ ᑭᑦᑲᑦᑲᑦ ᑭᑦᑲᑦᑲᑦ ᑭᑦᑲᑦᑲᑦ.  
Chipewyan

Edı gondı dehgáh got'ıe zhatıé k'ê ę̓ edat'éh enahddhę nıde naxets'ę̓ edahlı.  
South Slavey

K'áhshó got'ıne xəᑭə k'ê hederı ɬedjhtl'é yerıniwę ní dé dúle.  
North Slavey


Jii gwandak izhii ginjik vat'atr'ijāhch'uu zhit yinothan jı', diits'āt ginohkhii.  
Gwich'in

Uvanittuaq ilitchurisukupku Inuvialuktun, ququaqluta.  
Inuvialuktun

ᑭᑦᑲᑦᑲᑦ ᑭᑦᑲᑦᑲᑦ ᑭᑦᑲᑦᑲᑦ ᑭᑦᑲᑦᑲᑦ ᑭᑦᑲᑦᑲᑦ ᑭᑦᑲᑦᑲᑦ ᑭᑦᑲᑦᑲᑦ.  
Inuktitut

Hapkua titiqqat pijumagupkit Inuinnaqtun, uvaptinnut hivajarlutit.  
Inuinnaqtun

Indigenous Languages and Education Secretariat: 867-767-9346 ext. 71037  
Francophone Affairs Secretariat: 867-767-9343



# TABLE OF CONTENTS

MINISTER'S MESSAGE .....	i
MESSAGE DE LA MINISTRE .....	ii
EXECUTIVE SUMMARY .....	3
SOMMAIRE .....	9
PROGRAM RESULTS REPORTING .....	15
Business Support and Trade .....	15
<i>Business Development Program</i> .....	15
Economic Diversification .....	28
<i>Agriculture</i> .....	28
<i>Fisheries</i> .....	36
<i>Film</i> .....	40
<i>Tourism and Parks</i> .....	42
Mineral and Petroleum Resources .....	51
<i>Mineral Resources</i> .....	51
<i>NWT Geological Survey</i> .....	53
APPENDIX A - Seed Funding .....	56





# MINISTER'S MESSAGE

Talented, hard-working individuals, entrepreneurs and community organizations are the backbone of our local and regional economies. They provide the products, services and economic diversity that build and enhance the quality of life in every one of our 33 communities.

Annual grants and contributions delivered through the Department of Industry, Tourism and Investment (ITI) support a wide range of clients and initiatives in tourism, fishing, manufacturing, agriculture, the resource sector, arts and film; and the traditional and knowledge economies.

In the 2020-2021 fiscal year, the COVID-19 pandemic demanded an extraordinary level of innovation, creativity and determination - qualities that northerners have long been renowned for.

In support of their resilience, ITI contributed \$24.9 million in grants and contributions to 679 businesses, economic initiatives and ideas.

This document is an accounting of these investments; delivered in person across all regions, and in partnership with future-thinking organizations like the Business Development and Investment Corporation (BDIC), Northwest Territories Tourism (NWTT), NWT business and industry chambers and the NWT's network of Community Futures Organizations.

Hon. Caroline Wawzonek  
Minister of Industry, Tourism and Investment





# MESSAGE DE LA MINISTRE

Les particuliers, les entrepreneurs et les organisations communautaires talentueux et travailleurs constituent les piliers de nos économies locales et régionales. Ils fournissent les produits, les services et la diversité économique qui créent et améliorent la qualité de vie dans chacune de nos 33 collectivités.

Les subventions et les contributions annuelles versées par le ministère de l'Industrie, du Tourisme et de l'Investissement (MITI) soutiennent un large éventail de clients et d'initiatives dans les domaines du tourisme, de la pêche, de l'industrie manufacturière, de l'agriculture, du secteur des ressources, des arts et du cinéma, ainsi que des économies traditionnelles et du savoir.

Au cours de l'exercice 2020-2021, la pandémie de COVID-19 a exigé un degré extraordinaire d'innovation, de créativité et de détermination – des qualités qui font la réputation des habitants du Nord depuis longtemps.

Pour soutenir leur résistance, le MITI a versé 24,9 millions de dollars en subventions et contributions à 679 entreprises, initiatives et idées économiques.

Le présent document rend compte de ces investissements, réalisés en personne dans toutes les régions et en partenariat avec des organisations tournées vers l'avenir, comme la Société d'investissement et de développement (SID), Tourisme TNO, les associations industrielles et chambres de commerce, et le réseau des organisations d'aide au développement des collectivités du Nord.

Madame Caroline Wawzonek  
Ministre de l'Industrie, du Tourisme  
et de l'Investissement



## PREFACE

The Department of Industry, Tourism and Investment (ITI) has a mandate to promote economic self-sufficiency through the responsible development of Northwest Territories (NWT) natural resources, and to create a prosperous, diverse and sustainable economy for the benefit of all NWT residents.

This is done through a number of measures, including the delivery and management of a suite of financial grants and contribution programs to a wide range of clients and agencies in a variety of sectors including:

- The mineral and petroleum resource sector;
- Renewable resource industries, including the arts, agriculture, commercial fishing, traditional fur harvesting and the developing knowledge economy;
- Tourism, trade and investment; and
- The promotion of businesses, including, manufacturing and secondary industries.

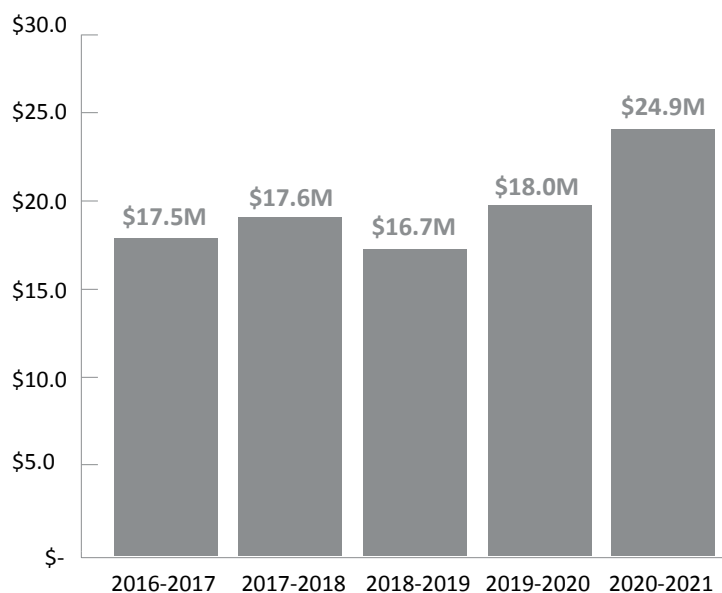
This report provides a summary of grants and contributions provided throughout the 2020-2021 fiscal year.

## SUMMARY OF RESULTS

Over the 2020-2021 fiscal year, ITI provided \$24.9 million in contributions to 679 individuals, entrepreneurs, businesses, governments, and groups across the NWT.

Contribution assistance over the 2020-2021 period increased by \$6.9 million or 38% per cent, compared to 2019-2020 as shown in Chart 1. This includes a total of \$8.2 Million in GNWT and federal contributions for COVID-19 supports.

**Chart 1: Grants and Contributions Over Past Five Years (\$ millions)**



## MAJOR GRANTS AND CONTRIBUTIONS

ITI provided \$5.6 million in funding for two major NWT-wide organizations which have a significant impact on the economic well-being of NWT residents and businesses. Those were: Northwest Territories Tourism (NWT-T) and the NWT Business Development and Investment Corporation (BDIC).

**Table 1: Contributions by Client exceeding \$1,000,000**

Client	Total Contribution
Northwest Territories Tourism	\$3,636,000
NWT Business Development and Investment Corporation	\$2,012,000

Other major contributions went towards economic and small business development through contributions to community, regional and territorial organizations, governments and educational institutions.

Investments were in support and development of the mineral and petroleum resource sectors, as well as sector diversification and development in tourism, fisheries, agriculture and traditional economy.

Just over \$5.2 million in contributions was provided to 31 recipients as detailed in Table 2.

**Table 2: Contributions by Client exceeding \$100,000**

Client	Total Contribution
Tłıchq Government	\$312,758
Deh Cho Business Development Centre	\$311,630
Sahtú Business Development Centre	\$270,000
Incorporated Hamlet of Tuktoyaktuk	\$257,156
Western Arctic Business	\$239,270
Undah Gogha Corporation	\$215,306
City of Yellowknife	\$211,000
Cheetah Resources Corp.	\$200,000
Déłıne Got'ine Government	\$192,240
Akaičho Business Development	\$188,920
Łı́ıdlı́ Kúé First Nation	\$184,925
Lutsel K'e Dene Lodges GP Inc.	\$175,500
Poison Graphics	\$175,000
Mine Training Society	\$167,272
Thebacha Business Development Services	\$152,049
MakerspaceYK	\$154,902
Fortune Minerals Limited	\$144,000
Tourism Tulita Incorporated	\$139,000
Hamlet of Tulita	\$136,150
Ne' Rahten Development Ltd.	\$130,818
North Arrow Minerals Inc.	\$130,000
6385 NWT Ltd.	\$127,500
NWT & Nunavut Chamber of Mines	\$120,000
StrategX Elements Corp.	\$120,000
Yamoga Lands Corporation	\$120,000
Deninu Ku'e First Nations	\$116,000
Tu' Cho' Fisher's Co-operative Limited	\$115,800
Sambaa K'e Development Corporation	\$105,000
University of Alberta	\$104,567
Fort Simpson Recreation Society	\$101,042
Det'on Cho Management LP	\$100,000

## COMMUNITY, REGION AND TERRITORIAL RESULTS

ITI provided \$24.9 million in grants and contributions in the 2020-2021 fiscal year. Table 3 details the allocations made to each community and region as well as the contributions made to clients delivering a service or product territory wide. Chart 2 shows the distribution of funding by region. Chart 3 presents allocations made according to Level 1 and Level 2 communities and territory wide. This includes contributions made to NWT, the BDIC and organizations having business or economic sector development roles. Thirty-three (33) per cent of grants and contributions went to the 28 designated Level 2 communities.

**Table 3: Grants and Contributions – By Community, Region and Pan-Territory**

Recipients – Community and Region	Amount
<b>Beaufort Delta</b>	<b>\$2,545,801</b>
Aklavik	\$21,587
Fort McPherson	\$12,856
Inuvik	\$1,633,144
Paulatuk	\$10,565
Sachs Harbour	\$54,499
Tsiigehtchic	\$93,259
Tuktoyaktuk	\$586,450
Uluksaktok	\$133,440
<b>Dehcho</b>	<b>\$2,578,825</b>
Fort Liard	\$94,485
Fort Simpson	\$2,080,704
Jean Marie River	\$8,152
Nahanni Butte	\$85,643
Sambaa K'e	\$292,140
Wrigley	\$17,701

**Table 3: Grants and Contributions – By Community, Region and Pan-Territory**

Recipients – Community and Region	Amount
<b>North Slave</b>	<b>\$5,770,584</b>
Behchokò	\$66,138
Gamètì	\$117,360
Łutselk'e	\$386,278
Wekweètì	\$58,680
Whatì	\$150,885
Yellowknife	\$4,991,243
<b>Sahtu</b>	<b>\$2,458,323</b>
Colville Lake	\$84,603
Délıne	\$320,660
Fort Good Hope	\$494,656
Norman Wells	\$1,124,905
Tulita	\$433,499
<b>South Slave</b>	<b>\$3,723,446</b>
Enterprise	\$44,416
Fort Providence	\$276,578
Fort Resolution	\$215,730
Fort Smith	\$1,364,875
Hay River	\$1,796,557
Kakisa	\$25,290
Territorial Recipients or projects are considered under this group if they serve all or a number of communities across the NWT	\$7,865,056
<b>Grand Total</b>	<b>\$24,942,035</b>



Chart 2: Grants and Contributions by Region 2020-2021 (\$24,942,035)

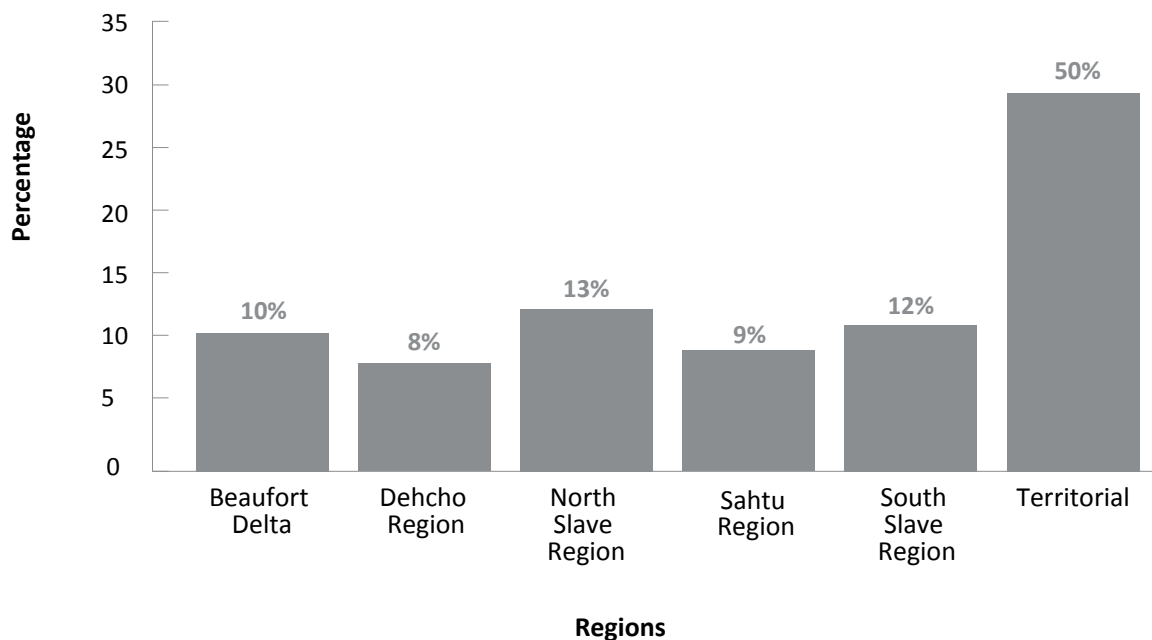
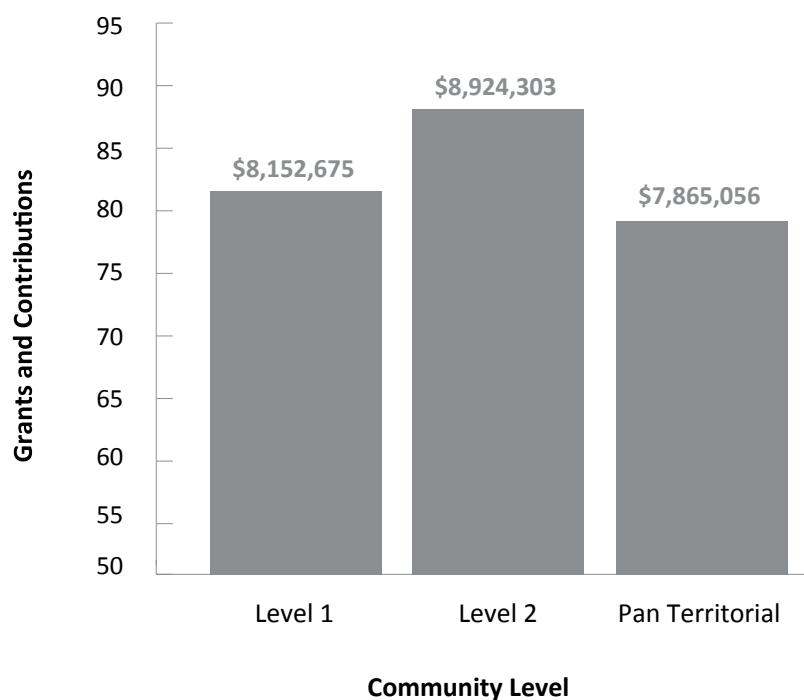


Chart 3: Grants and Contributions by Community Level



Grants and Contributions are categorized into three distinct groups:

**Level 1:** Communities are Yellowknife, Hay River, Inuvik and Fort Smith.

**Level 2:** 28 remaining communities.

**Pan-Territorial:** Projects are considered under this group if they serve all or a number of communities across the NWT.

## SECTOR DISTRIBUTION

The Department's grants and contribution programs are designed to support three broad investment themes or pillars. Unlocking Our Potential is aimed at providing support to the mineral and petroleum economic sectors including geoscience and permafrost study; Investing in Diversity encompasses programming around arts, tourism, commercial fisheries, agriculture, and traditional economy, such as fur harvesting and craft and support to business development and sustainability. The third major investment target area, at times overlapping with Investing in Diversity, is Business Services whose programming areas are designed to support development of small and medium sized business and manufacturing in the NWT.

As shown in Table 4, the combination of contribution programming included within Business Services accounted for 49 per cent of the Department's entire \$24.9 million in grants and contributions.

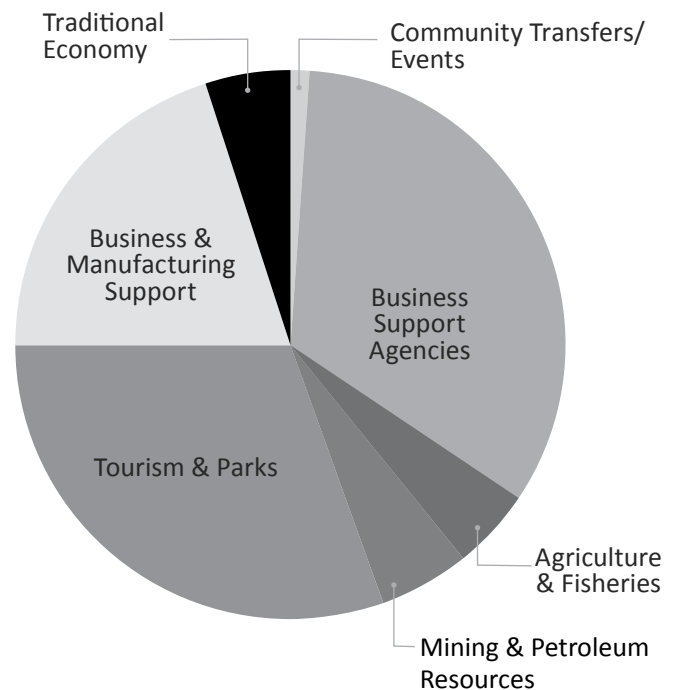
These programs are supported through the Support for Entrepreneurs and Economic Development (SEED) program and Business Support Agencies such as the Business Development and Investment Corporation.

Tourism contributions formed 32 per cent of the total grants and contribution allocations at approximately \$8.0 million. This includes funding for marketing including training, research and product development, Indigenous tourism, and a host of other tourism-related support initiatives.

**Table 4: Grants and Contributions by Department Investment and Economic Section 2020-2021**

Business Services	Business & Manufacturing Support	\$2,885,483
	Business Support Agencies	\$9,343,531
Investing in Diversity	Agriculture & Fisheries	\$1,719,112
	Tourism & Parks	\$8,014,046
	Traditional Economy	\$929,055
	Community Transfers/Events	\$122,825
Unlocking Potential	Mining & Petroleum Resources	\$1,927,982

**Chart 4: Grants and Contributions by Economic Sector 2020-2021**



## PROGRAM DETAIL

ITI administered 24 separate funding programs in the 2020-2021 fiscal year for a total of \$24.9 million in support contributions (Table 5). This is an increase of

\$6.9 million from the previous fiscal year and reflects increased supports introduced to address the impacts of the COVID-19 pandemic.

**Table 5: Contribution Funding by Major Program Activity for 2020-2021**

CONTRIBUTIONS	Actual Expenditure (\$)
<b>Economic Diversification and Business Support</b>	
Business Development and Investment Corporation	\$2,012,000
Canadian Agricultural Partnership	\$605,604
Commercial Fisheries	\$594,861
Community Futures	\$828,320
Community Transfer Initiative	\$1,470,984
Film Industry Program	\$84,500
Great Slave Arts Festival	\$25,000
Northern Foods Development Program	\$518,646
Support for Entrepreneur and Economic Development (SEED)	\$4,525,730
Community Futures Regional Relief and Recovery Fund	\$3,391,000
Economic Diversification and Business Support Various	\$747,511
<b>Activity Total</b>	<b>\$14,804,156</b>
<b>Minerals and Petroleum Resources</b>	
Indigenous Mineral Development Support Program	\$152,232
Mining Incentive Program	\$1,094,163
NWT Chamber of Mines	\$80,000
Minerals and Petroleum Resources Various	\$601,587
<b>Activity Total</b>	<b>\$1,927,982</b>
<b>Tourism and Parks</b>	
Community Tourism Coordinators	\$150,000
Community Tourism Infrastructure	\$195,850
Convention Bureau (NWT Tourism)	\$100,000
Tourism 2020	\$100,000
Convention Bureau (NWT Tourism)	\$3,436,000
Growth and Recovery by Investing in Tourism Fund	\$2,982,551
Parks programming and activities	\$46,000
Tourism Product Diversification Program	\$1,038,495
Tourism Skills Development	
Yellowknife Visitor Services	\$161,000
<b>Activity Total</b>	<b>\$8,209,896</b>
<b>Totals</b>	<b>\$24,942,034</b>

Figures in this report include accruals at year end and may not include amounts actually paid out due to timing of final reporting.

## PRÉFACE

La mission du ministère de l'Industrie, du Tourisme et de l'Investissement (MITI) a le mandat de promouvoir l'autonomie économique grâce au développement responsable des ressources naturelles des Territoires du Nord-Ouest (TNO) ainsi que de créer une économie prospère, diversifiée et durable pour l'ensemble des Ténos.

Une série de mesures est mise en œuvre à ces fins, notamment l'exécution et la gestion de programmes de subventions et de contributions financières destinés à une variété de clients et d'organismes dans de nombreux secteurs, dont :

- Les secteurs miniers et pétroliers.
- Le secteur des ressources renouvelables, notamment les arts, l'agriculture, la pêche commerciale, la fourrure et l'économie du savoir.
- Les secteurs du tourisme, du commerce et de l'investissement.
- Le secteur de la promotion des affaires (notamment, la fabrication et les secteurs secondaires).

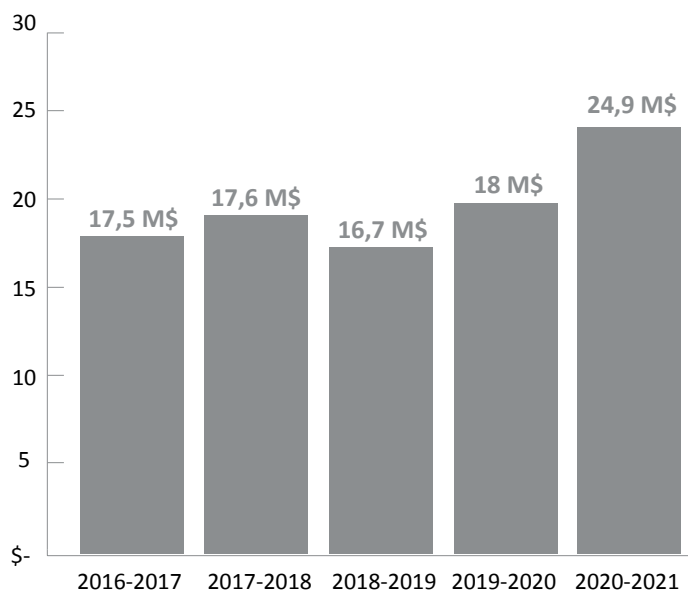
Le présent rapport résume les subventions et les contributions versées au cours de l'exercice 2020-2021.

## RÉSUMÉ DES RÉSULTATS

Au cours de l'exercice 2020-2021, le Ministère a versé 24,9 millions de dollars en contributions à plus de 679 particuliers, entrepreneurs, entreprises, gouvernements et groupes des TNO.

Au cours de l'année 2020-2021, les contributions ont augmenté de 6,9 millions (38 %) comparativement à 2019-2020, comme indiqué dans le graphique 1. Cela inclut un total de 8,2 millions de dollars de contributions du gouvernement des Territoires du Nord-Ouest et du gouvernement fédéral pour les supports COVID-19.

**Graphique 1 : Subventions et contributions des cinq derniers exercices (en millions de \$)**



## SUBVENTIONS ET CONTRIBUTIONS D'ENVERGURE

Le MITI a accordé 5,6 millions de dollars en financement à deux organismes qui mènent des activités à l'échelle territoriale et qui ont une incidence importante sur le bien-être économique des résidents et des entreprises des TNO : Tourisme TNO et la Société d'investissement et de développement des TNO.

**Tableau 1 : Contributions de plus de 1 000 000 \$ par client**

Client	Total de la contribution
Tourisme TNO	3 636 000 \$
Société d'investissement et de développement des TNO	2 012 000 \$

D'autres contributions d'envergure ont été allouées au développement de l'économie et des petites entreprises, notamment à des organismes communautaires, régionaux et territoriaux, ainsi qu'à des gouvernements et à des établissements d'enseignement.

Le Ministère a investi dans les secteurs des ressources minérales et pétrolières, ainsi que dans la diversification sectorielle et l'expansion du tourisme, des pêcheries, de l'agriculture et de l'économie traditionnelle.

Des contributions d'un peu plus de 5,2 millions de dollars ont été versées à 31 bénéficiaires, comme indiqué au tableau 2 ci-contre.

**Tableau 2 : Contributions de plus de 100 000 \$ par client**

Client	Total de la contribution
Gouvernement tłıchq	312 758 \$
Centre de développement des entreprises du Dehcho	311 630 \$
Centre d'aide aux entreprises du Sahtu	270 000 \$
Hameau incorporé de Tuktoyaktuk	257 156 \$
Services d'aide aux entreprises de l'Arctique de l'Ouest	239 270 \$
Undah Gogha Corporation	215 306 \$
Ville de Yellowknife	211 000 \$
Cheetah Resources Corp.	200 000 \$
Gouvernement Got'ine de Délıne	192 240 \$
Société de développement des entreprises d'Akaitcho	188 920 \$
Première Nation Łı́ıdlı́ Kúę	184 925 \$
Lutsel K'e Dene Lodges GP Inc.	175 500 \$
Poison Graphics	175 000 \$
Société de formation aux métiers des mines	167 272 \$
Services d'aide aux entreprises de Thebacha	152 049 \$
MakerspaceYK	154 902 \$
Fortune Minerals Limitée	144 000 \$
Tourism Tulita inc.	139 000 \$
Hameau de Tulita	136 150 \$
Ne'Rahten Development Itée	130 818 \$
North Arrow Minerals inc.	130 000 \$
6385 NWT Itée	127 500 \$
Chambre des mines des Territoires du Nord-Ouest et du Nunavut	120 000 \$
StrategX Elements Corp.	120 000 \$
Société foncière Yamoga	120 000 \$
Tu' Cho' Fisher's Co-operative Limitée	115 800 \$
Sambaa K'e Development Corporation	105 000 \$
Université de l'Alberta	104 567 \$
Centre des loisirs de Fort Simpson	101 042 \$
Det'on Cho Management LP	100 000 \$

## RÉSULTATS À L'ÉCHELLE LOCALE, RÉGIONALE ET TERRITORIALE

Pendant l'exercice de 2020-2021, le MITI a accordé 24,9 millions de dollars en subventions et en financement. Le tableau 3 illustre la répartition du financement par collectivité et par région, de même que les contributions allouées aux fournisseurs de services ou de produits à l'échelle territoriale. Le graphique 2 illustre la répartition du financement par région, tandis que le graphique 3 indique les subventions et contributions accordées aux collectivités de groupe 1 et de groupe 2, ainsi que les subventions et contributions accordées à l'échelle territoriale. Ces données incluent les contributions accordées à Tourisme TNO, à la SID et aux organisations qui assument des rôles de développement d'affaires ou économique sectoriels. Trente-trois pour cent des subventions et contributions ont été accordés à 28 collectivités dites de niveau 2.

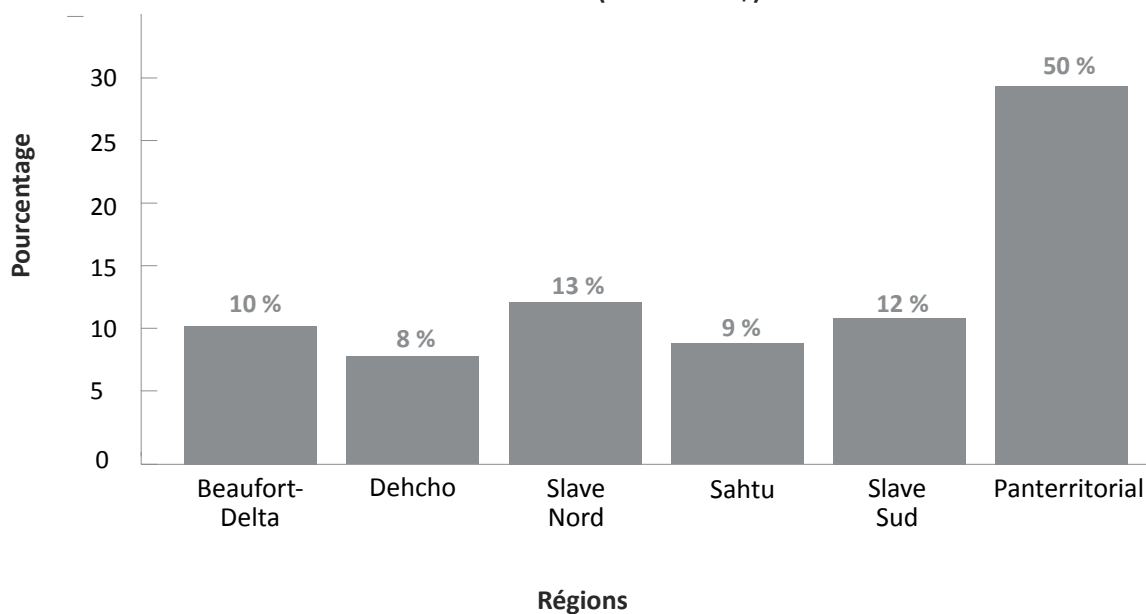
**Tableau 3 : Subventions et contributions – par collectivité, par région et panterritoriales**

Bénéficiaires (collectivités et régions)	Montant
<b>Beaufort-Delta</b>	<b>2 545 801 \$</b>
Aklavik	21 587 \$
Fort McPherson	12 856 \$
Inuvik	1 633 144 \$
Paulatuk	10 565 \$
Sachs Harbour	54 499 \$
Tsiigehtchic	93 259 \$
Tuktoyaktuk	586 450 \$
Uluksaktok	133 440 \$
<b>Dehcho</b>	<b>2 578 825 \$</b>
Fort Liard	94 485 \$
Fort Simpson	2 080 704 \$
Jean Marie River	8 152 \$
Nahanni Butte	85 643 \$
Sambaa K'e	292 140 \$
Wrigley	17 701 \$

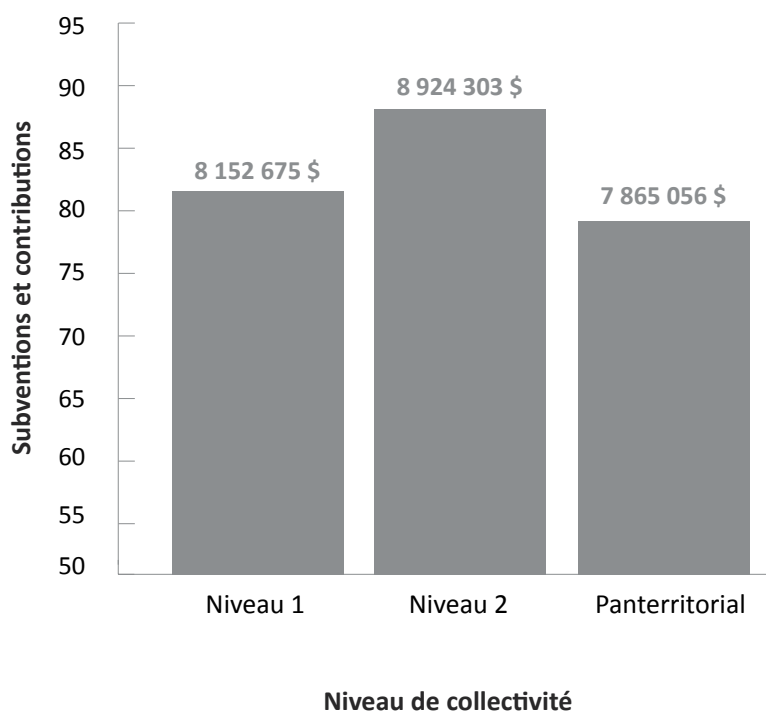
**Tableau 3 : Subventions et contributions – par collectivité, par région et panterritoriales**

Bénéficiaires (collectivités et régions)	Montant
<b>Slave Nord</b>	<b>5 770 584 \$</b>
Behchokò	66 138 \$
Gamètì	117 360 \$
Łutselk'e	386 278 \$
Wekweètì	58 680 \$
Whatì	150 885 \$
Yellowknife	4 991 243 \$
<b>Sahtu</b>	<b>2 458 323 \$</b>
Colville Lake	84 603 \$
Délıne	320 660 \$
Fort Good Hope	494 656 \$
Norman Wells	1 124 905 \$
Tulita	433 499 \$
<b>Slave Sud</b>	<b>3 723 446 \$</b>
Enterprise	44 416 \$
Fort Providence	276 578 \$
Fort Resolution	215 730 \$
Fort Smith	1 364 875 \$
Hay River	1 796 557 \$
Kakisa	25 290 \$
<b>Panterritorial</b>	
Les bénéficiaires ou les projets entrent dans ce groupe s'ils servent l'ensemble ou une partie des collectivités des TNO.	7 865 056 \$
<b>Total général</b>	<b>24 942 035 \$</b>

**Graphique 2 : Subventions et contributions par région pour l'exercice 2020-2021 (24 942 035 \$)**



**Graphique 3 : Subventions et contributions par niveau de collectivité**



Les subventions et contributions sont classifiées en trois groupes distincts :

**Groupe 1 :** Yellowknife, Hay River, Inuvik et Fort Smith

**Groupe 2 :** Les 28 collectivités restantes

**Groupe 3 :** Panterritorial (les bénéficiaires ou les projets entrent dans ce groupe s'ils servent l'ensemble ou une partie des collectivités des TNO).

## DISTRIBUTION PAR SECTEUR

Les programmes de subventions et de contributions du Ministère ont été conçus de façon à cibler trois grands secteurs d'investissement. La campagne « Explorons notre potentiel » (Unlocking Our Potential) vise à soutenir les secteurs économiques des minéraux et du pétrole, notamment les travaux géoscientifiques et les études sur le pergélisol, alors que la campagne « Investir dans la diversité » (Investing in Diversity) regroupe des programmes axés sur les arts, le tourisme, la pêche commerciale, l'agriculture et l'économie traditionnelle, comme la trappe et l'artisanat, tout en favorisant le développement et la durabilité des affaires. Le troisième effort d'investissement, « Services aux entreprises » (Business Services) chevauche parfois le deuxième. Les programmes qui s'y rattachent ont pour but de soutenir le développement de PME et secteur manufacturier aux TNO.

Comme indiqué dans le tableau 4, les divers programmes de contribution visant à soutenir les services aux entreprises ont accaparé près de 49 % des 24,9 millions de dollars offerts en subventions et contributions par le Ministère.

Ces programmes sont menés dans le cadre du Programme d'appui aux entrepreneurs et au développement économique (PAEDE) et par des organismes de soutien aux entreprises, comme la Société d'investissement et de développement.


Près de 32 % de l'enveloppe des subventions et contributions, soit quelque 8 millions de dollars, a été versé au secteur touristique.

Parmi les activités couvertes figuraient le marketing, notamment la formation, la recherche et le développement de produits, le tourisme autochtone et une série d'autres initiatives liées au tourisme.

**Tableau 4 : Subventions et contributions par secteur économique et d'investissement du MITI en 2020-2021**

Services aux entreprises	Soutien au commerce et à la fabrication	2 885 483 \$
	Agences de soutien aux entreprises	9 343 531 \$
Investir dans la diversité	Agriculture et pêches	1 719 112 \$
	Tourisme et parcs	8 014 046 \$
	Économie traditionnelle	929 055 \$
	Événements communautaires et transfert des responsabilités aux collectivités	122 825 \$
Explorons notre potentiel	Ressources minières et pétrolières	1 927 982 \$

**Graphique 4 : Subventions et contributions par secteur économique en 2020-2021**





## DÉTAILS SUR LE PROGRAMME

Durant l'exercice 2020-2021, le MITI a administré 24 programmes distincts de financement de projets, pour un total de 24,9 millions de dollars en contributions (tableau 5).

Il s'agit d'une augmentation de 6,9 millions de dollars par rapport à l'exercice précédent, ce qui reflète la hausse de mesures de soutien visant à lutter contre les effets de la pandémie de COVID-19.

**Tableau 5 : Contribution financière d'envergure par programme en 2020-2021**

Contributions	Dépenses réelles (\$)
<b>Aide aux entrepreneurs et au développement économique</b>	
Business Development and Investment Corporation	2 012 000 \$
Partenariat canadien pour l'agriculture	605 604 \$
Pêche commerciale	594 861 \$
Développement des collectivités	828 320 \$
Projet de transfert de responsabilités à la collectivité	1 470 984 \$
Programme d'aide au cinéma	84 500 \$
Festival d'art Great Slave	25 000 \$
Programme de développement du secteur alimentaire du Nord	518 646 \$
Programme d'appui aux entrepreneurs et au développement économique (PAEDE)	4 525 730 \$
Fonds d'aide et de relance régionales pour le développement des collectivités	3 391 000 \$
Aides aux entrepreneurs et au développement économique (activités diverses)	747 511 \$
<b>Total par secteur</b>	<b>14 804 156 \$</b>
<b>Ressources minérales et pétrolières</b>	
Programme de soutien de l'exploitation minière autochtone	152 232 \$
Programme incitatif à l'activité minière	1 094 163 \$
Chambre des mines des TNO	80 000 \$
Ressources minérales et pétrolières (activités diverses)	601 587 \$
<b>Total par secteur</b>	<b>1 927 982 \$</b>
<b>Tourisme et parcs</b>	
Coordonnateurs du tourisme communautaire	150 000 \$
Infrastructure de tourisme communautaire	195 850 \$
Bureau des congrès (Tourisme TNO)	100 000 \$
Tourisme 2020	100 000 \$
Contribution pour l'industrie du tourisme	3 436 000 \$
Programme de diversification et de commercialisation des produits touristiques et perfectionnement des compétences en tourisme	1 038 495 \$
Services aux visiteurs de Yellowknife	161 000 \$
Fonds pour la relance et la croissance par l'investissement dans le tourisme	2 982 551 \$
Programme et activités des parcs	46 000 \$
<b>Total par secteur</b>	<b>8 209 896 \$</b>
<b>TOTAUX</b>	<b>24 942 034 \$</b>

Les chiffres inclus dans les tableaux et les graphiques du présent rapport sont réajustés à la fin de l'exercice et peuvent ne pas comprendre les montants réellement payés en raison du moment de présentation du rapport final.

## BUSINESS SUPPORT AND TRADE

### BUSINESS DEVELOPMENT PROGRAM COMMUNITY FUTURES

#### Purpose

Industry, Tourism and Investment supports Community Futures Development Corporations (CFDCs) via the Community Futures Program.

#### Eligibility

Community Futures Development Corporations may be eligible for funding.

#### Grant/Contribution

Contribution

#### Maximum Amount Available Per Applicant

N/A

#### Program Budget

\$825,000 for the 2020-2021 fiscal year

#### Program Manager

Business Support and Trade Division

#### Policy Authority

Established under the authority of the Minister of Industry, Tourism and Investment

#### Application Process

Operations funding, via the Community Futures Program, is based on a Contribution Agreement model.

#### Results Reporting

The Community Futures Program is a community-based economic development initiative, delivered in each region. CFDCs operate independently of government as non-profit organizations and are overseen by a volunteer Board of Directors that is representative of the region and communities that it serves. CFDCs provide access to capital and business support services to entrepreneurs in their operating area.

In the 2020-2021 fiscal year, a total of \$828,320 in funding was provided for Community Future Development Corporations. This amount includes accruals at year end. A separate and detailed report for the Community Futures Program is produced and tabled in the Legislative Assembly and posted on the Industry Tourism and Investment website on an annual basis.

### COMMUNITY TRANSFER INITIATIVES

#### Purpose

The Community Transfer Initiatives (CTI) is an economic development initiative to support capacity building in the Northwest Territories (NWT) by providing funding for Northwest Territories communities to employ Economic Development Officers, who are responsible to that community. The CTI funding can be requested to fill a gap when there is not an existing economic development capacity. ITI provides the salary and operations funding to individual communities.

#### Eligibility

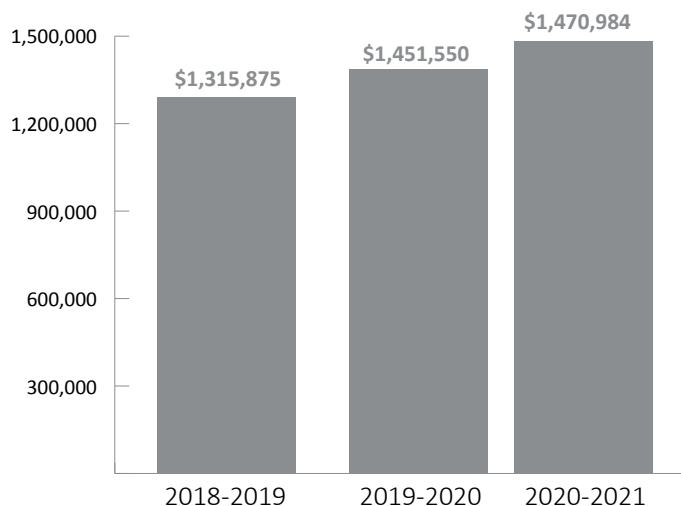
All NWT communities are eligible to request the transfer of ITI EDO positions, where those positions have not already been transferred to the community.

#### Grant/Contribution

Contribution

#### Maximum Amount per Applicant

The maximum amount allocated per applicant varies by community depending on remoteness and whether the community is eligible for a half or full time position.

**Chart 5: Community Transfer Program – Allocations 2018-2019 to 2020-2021****Program Budget**

Annual funding for Community Futures Corporations is made available through contributions from the Government of the Northwest Territories and administered by the Department of Industry, Tourism and Investment (ITI). In partnership with the Canadian Northern Economic Development Agency (CanNor), funding was increased in 2020-2021 to allow these corporations to defer loan payments for their clients and provide additional support during the COVID-19 pandemic (Table 7).

**Program Manager**

CTI Economic Development Officers are charged with delivering some ITI programming in the community they serve as well as assisting with and directing economic development initiatives in their community.

**Policy Authority**

Established under authority of the Minister of Industry, Tourism and Investment

**Application Process**

Funding is through negotiated agreements.

**Results Reporting**

Results of the Community Transfer Initiative are reported by ITI Regional Offices. Reporting includes an annual operational plan, a quarterly activity report and a performance appraisal for the EDO.

For the 2020-2021 fiscal year, 12 communities in the NWT participated in the Community Transfer Initiatives Program (Table 6). Total funding contributed was \$1.5 million (this amount includes accruals at year end). Chart 5 provides a summary of transfer amounts for the past three fiscal years. The breakdown by Community for Community Transfer Initiatives is listed in Table 6.

**Table 6: Community Transfer Initiatives Program**

Program Detail	Community	2018-2019	2019-2020	2020-2021
Akaitcho Business Development Corp.	Yellowknife	\$108,500	\$108,500	\$108,500
City of Yellowknife	Yellowknife	\$50,000	\$50,000	\$50,000
Dehcho Business Development Centre	Fort Simpson	\$108,000	\$108,000	\$108,000
Deninu K'ue First Nation	Fort Resolution	\$116,400	\$116,000	\$116,000
Déliné Got'Iné Government	Déliné	\$70,000	\$120,000	\$120,000
Hamlet of Fort Liard	Fort Liard	\$57,000	-	-
Hamlet of Tuktoyaktuk	Tuktoyaktuk	\$121,180	\$121,180	\$200,000
Hamlet of Tulita	Tulita	-	-	\$120,000
Tulita Yamoria Community Secretariat	Tulita	\$120,000	\$120,000	-
Hamlet of Ulukhaktok	Ulukhaktok	\$114,000	\$115,750	-
Tsiigehtchic Charter Community	Tsiigehtchic	\$8,575	\$59,500	\$40,816
Sahtu Business Development Corp.	Norman Wells	\$30,000	\$120,000	\$120,000
Tłıchǫ Government	Wha Ti, Gamètì & Wekweètì	\$292,620	\$292,620	\$292,620
Ne'Rahten Development Ltd.	Fort Good Hope	\$120,000	\$120,000	-
Ulukhaktok Community Corporation	Ulukhaktok	-	-	\$75,048
Yamoga Lands Corporation	Fort Good Hope	-	-	\$120,000
		<b>\$1,315,875</b>	<b>\$1,451,550</b>	<b>\$1,470,984</b>

**Table 7: Community Futures & Community Futures Regional Relief and Recovery Fund**

Recipient	Community	Amount
<b>Total South Slave Region</b>		<b>\$772,500</b>
Thebacha Business Development Services	Fort Smith	\$772,500
<b>Recipient</b>	<b>Community</b>	<b>Amount</b>
<b>Total North Slave Region</b>		<b>\$80,420</b>
Akaitcho Business Development	Yellowknife	\$80,420
<b>Recipient</b>	<b>Community</b>	<b>Amount</b>
<b>Total Sahtu Region</b>		<b>\$355,000</b>
Sahtu Business Development Centre	Norman Wells	\$355,000
<b>Recipient</b>	<b>Community</b>	<b>Amount</b>
<b>Total Beaufort Delta Region</b>		<b>\$1,234,270</b>
Western Arctic Business	Inuvik	\$1,234,270
<b>Recipient</b>	<b>Community</b>	<b>Amount</b>
<b>Total Dehcho</b>		<b>\$883,630</b>
Deh Cho Business Development Center	Fort Simpson	\$883,630
<b>Total of all contributions</b>	<b>Community</b>	<b>Amount</b>
<b>Total HQ</b>		<b>\$893,500</b>
NWT Community Futures Association	Territorial	\$86,000
Akaitcho Business Development	Yellowknife	\$807,500
<b>Total of all contributions:</b>		<b>\$4,219,320</b>

## SUPPORT FOR ENTREPRENEURS AND ECONOMIC DEVELOPMENT

### Purpose

The Support for Entrepreneurs and Economic Development (SEED) Policy provides contributions to start a business; improve capacity or skills; and help small communities expand their local economy.

### Eligibility

All NWT businesses, business associations, band/ and/ or, community councils and individuals are eligible. Specific eligibilities are provided under the individual program elements of the SEED Policy.

### Grant/Contribution

Contribution

### Maximum Amount Available Per Applicant

Excepting the Strategic Investments program, which allows for contributions up to \$75,000, the maximum amount available is up to \$25,000, depending on program category, to any one client in any fiscal year, with a cap of \$30,000 to any one client in any fiscal year.

### Program Budget

Program funding was \$3,866,000 for the 2020-2021 fiscal year. This funding is inclusive of \$160,000 set aside for projects in the film sector, \$125,000 set aside for projects in the arts and crafts sector, and \$50,000 set aside for the Prospector Grubstake Program.

### Program Manager

Director of Economic Diversification and ITI Regional Superintendents.

### Policy Authority

Established under the authority of the Minister of Industry, Tourism and Investment.

### Application Process

Application forms may be obtained from any local Industry, Tourism and Investment office.

A Contribution Agreement will be drawn up for a successful applicant. Specific terms and conditions vary according to the nature of the contribution and the project or activity being supported.

### Results Reporting

In the 2020-2021 fiscal year, Industry, Tourism and Investment provided \$4.6 million in contributions to 428 individuals, businesses and organizations in the NWT; up from \$3.97 million in 2019-2020 and \$3.96 million in 2018-2019. The increase in SEED contributions for 2020-2021 is reflective of additional support programs introduced to address the impacts of the COVID-19 pandemic.

### By SEED Policy Program

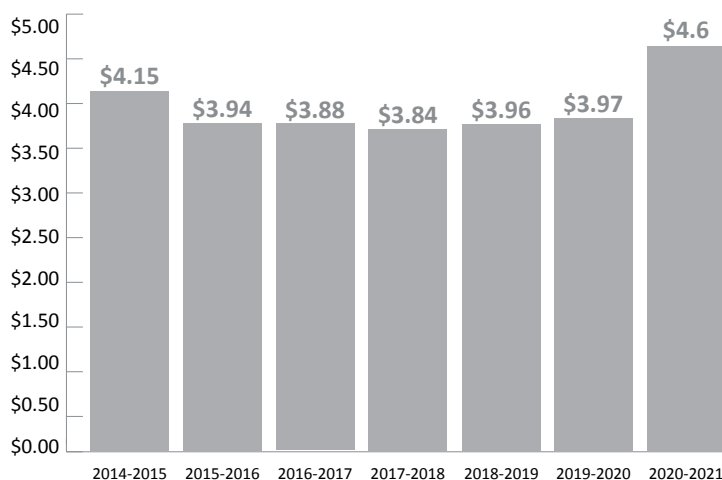
Contributions made under the SEED Policy fall under six program categories (Table 8):

- Entrepreneur Support
- Sector Support
- Community Economic Development
- Micro Business
- Business Intelligence and Networking
- Strategic Investments

And one schedule:

- Film Industry Funding

**Chart 6: SEED Allocations - 2014-2015 to 2020-2021**  
(\$ millions)



**Table 8: SEED Allocations by Policy Programs**

Distribution of Funding by SEED Policy Program	Contribution (\$)	Share (%)
Business Intelligence and Networking	\$750	0.0%
Community Economic Development (CED)	\$455,002	9.9%
Entrepreneur Support (ES)	\$1,711,226	37.3%
Micro-Business (MB)	\$484,347	10.6%
Sector Support	\$76,038	1.7%
Strategic Investment	\$352,377	7.7%
<b>Sub-total</b>	<b>\$3,079,740</b>	<b>67.2%</b>
<b>COVID-19 Response</b>		
(ES) Bookkeeping Support	\$672,765	14.7%
(CED) Business Pivot Support	\$71,275	1.6%
(ES) Business Pivot Support	\$322,295	7.0%
(ES) Operational Support	\$300,000	6.5%
(CED) PPE - Materials and Assembly	\$18,795	0.4%
(ES) PPE - Materials and Assembly	\$90,111	2.0%
(MB) PPE - Materials and Assembly	\$30,000	0.7%
Sub-total	\$1,505,241	32.8%
<b>Grand Total</b>	<b>\$4,584,982</b>	<b>100</b>

**By Community Level**

Under the SEED Policy, communities are defined as either Level 1 or Level 2 communities, as follows:

- Level 1: The most developed communities in the NWT. These communities have well developed community business infrastructure and air/road transportation links.
- Level 2: Communities with less-developed business infrastructure and air/road transportation links.

Seed Community Levels	
Level 1	Fort Smith, Hay River, Inuvik, and Yellowknife
Level 2	All Other Communities

See Appendix "A" for the full Support for Entrepreneurs and Economic Development Policy Report by Region and Client.

**Table 9: SEED Allocation by Community Level**

Distribution of Funding by Community Level	Contribution (\$)	Share (%)
Level 1	\$2,271,721	49.5%
Level 2	\$2,145,241	46.8%
NWT-wide	\$168,019	3.7%
<b>Grand Total</b>	<b>\$4,584,982</b>	<b>100</b>

### By Economic Sector

Under the SEED Policy, contributions are categorized into different economic sectors during the evaluation process. Where more than one sector could be considered for a project the most appropriate sector is chosen. Table 10 shows the economic sectors that received funding in 2020-2021:

**Table 10: SEED Allocation by Economic Sectors**

Activity Name	Contribution (\$)	Share (%)
Accommodation and Food Services	\$407,531	8.9%
Agriculture	\$93,808	2.0%
Arts and Crafts	\$426,263	9.3%
Business Services	\$343,008	7.5%
Construction	\$403,726	8.8%
Educational Services	\$54,748	1.2%
Entertainment and Recreation	\$192,349	4.2%
Film	\$125,142	2.7%
Finance and Insurance	\$2,250	0.0%
Fisheries	\$89,859	2.0%
Forestry and Logging	\$49,438	1.1%
Health Care and Social Assistance	\$42,181	0.9%
Information and Cultural Industries	\$30,400	0.7%
Management of Companies and Enterprises	\$10,817	0.2%
Manufacturing	\$185,173	4.0%
Mining & Mineral Exploration	\$6,926	0.2%
Other Services	\$180,651	3.9%
Professional, Scientific and Technical Services	\$96,850	2.1%
Public Administration	\$329,819	7.2%
Real Estate, Rental and Leasing	\$39,256	0.9%
Retail Trade	\$356,752	7.8%
Traditional Harvesting	\$105,585	2.3%
Transportation and Warehousing	\$81,405	1.8%
Travel and Tourism	\$931,044	20.3%
Grand Total	\$4,584,982	100%



## COVID-19 RELIEF FUNDING GROWTH AND RECOVERY IN TOURISM (GRIT) FUND

### Purpose

Funded in partnership with the Canadian Northern Economic Development Agency (CanNor), the GRIT Fund was introduced to respond specifically to the needs of the tourism industry post COVID-19 by encouraging product development and marketing as well as contributing to select operational costs.

### Eligibility

Tourism businesses that rely on travellers for a significant portion of their income were eligible to apply for this program. Examples of tourism businesses are tourism services, tourism activities, accommodations, restaurants, and entertainment for people who are travelling.

For the purpose of this fund, airlines were ineligible to apply, unless the airline business held a valid tourism operator licence (TOL).

### Budget

\$3 Million was allocated to help operators and businesses recover from the COVID-19 pandemic. The fund was both extended and increased before closing in October.

### Equity Requirement

All applicants contributed a minimum cash equity of 10%. This did not include sweat equity or in-kind contributions. The minimum equity requirement for a charter was 50% (maximum reimbursement was \$5,000).

### Application Process

Applicants submitted completed application forms to their regional ITI Tourism Development Officer, along with the required supporting documentation.

**Table 11: Growth and Recovery Investment in Tourism - Allocation by Recipient and Location**

Recipient	Community	Amount
<b>Total South Slave Region</b>		<b>\$545,424</b>
507110 NWT Ltd	Fort Smith	\$69,653
Aurora Heat Inc.	Fort Smith	\$24,580
Dirty O'Fergies Ltd	Fort Smith	\$5,000
Fort Smith Paddling Club	Fort Smith	\$4,037
Lynx Tundra Lodge	Fort Smith	\$9,095
Jackpine Paddle Incorporated	Fort Smith	\$69,481
Martselos Services Ltd.	Fort Smith	\$74,486
Northern Life Museum	Fort Smith	\$8,816
Pelican Rapids Development Ltd.	Fort Smith	\$5,000
Carter Air Services Ltd.	Hay River	\$5,118
Darrell's Welding Ltd.	Hay River	\$87,200
Great Slave Lake Tours	Hay River	\$7,880
Hay River Museum Society	Hay River	\$52,200
Nonacho Lake Fishing Adventures	Hay River	\$577
North Country Inn	Hay River	\$27,301
Reliable Group of Companies Ltd.	Hay River	\$90,000
Therrien, Tracy Catherine	Hay River	\$5,000



Total North Slave Region		\$1,318,050
Desjarlais, Ronald Robert	Łutselk'e	\$60,000
Lutsel K'e Dene Lodges GP Inc.	Łutselk'e	\$77,260
4708 NWT LTD. (o/a Northern Lites Motel)	Yellowknife	\$15,471
4956 NWT Ltd. (o/a The Discovery Inn)	Yellowknife	\$9,307
507299 NWT Ltd. (o/a Sundog Trading Post)	Yellowknife	\$65,000
Arctic Tours Canada	Yellowknife	\$48,195
AuroraTours.net C/O Robert Erasmus	Yellowknife	\$72,145
B. Dene Adventures	Yellowknife	\$80,549
Bob Turner Enterprises	Yellowknife	\$5,000
Enodah Wilderness Travel	Yellowknife	\$69,546
Explorer Hotel	Yellowknife	\$50,812
Gallery of the Midnight Sun Ltd.	Yellowknife	\$8,950
Ja-Pain Inc.	Yellowknife	\$6,600
Kwong's Holdings Ltd.	Yellowknife	\$5,000
Monkey Tree/Diamonte Restaurant	Yellowknife	\$24,000
Namushka Lodge (1982) Ltd.	Yellowknife	\$35,127
North Star Adventures Ltd.	Yellowknife	\$80,660
Northern Sky Films Inc.	Yellowknife	\$7,200
Northern Star Aviation Services Inc.	Yellowknife	\$10,000
Plummer Enterprises Ltd.	Yellowknife	\$77,295
Quality Inn & Suites	Yellowknife	\$15,000
Raven Tours Ltd	Yellowknife	\$90,000
Sean Norman - Aurora Chaser	Yellowknife	\$8,843
Snowking's Winter Festival	Yellowknife	\$62,500
Super 8 Yellowknife	Yellowknife	\$15,000
Sushi North Inc.	Yellowknife	\$6,600
Taiga Sport Fishing Ltd.	Yellowknife	\$59,106
The J Group Ltd.	Yellowknife	\$72,879
Trinity Tactical Consulting Ltd	Yellowknife	\$20,000
True North Safaris Ltd.	Yellowknife	\$66,000
Yellow Dog Lodge Inc.	Yellowknife	\$29,486
Yellowknife Outdoor Adventures Ltd.	Yellowknife	\$15,000
Yellowknife Sportfishing Adventures	Yellowknife	\$22,880
Yellowknife Vacations Limited	Yellowknife	\$26,639

<b>Total Sahtu Region</b>		<b>\$387,102</b>
Ne’Rahten Development Ltd.	Fort Good Hope	\$75,000
Canol Outfitters Limited Partnership	Norman Wells	\$80,228
Gana River Outfitters Ltd.	Norman Wells	\$5,000
Mackenzie Mountain Outfitters Ltd.	Norman Wells	\$5,000
North-Wright Airways Ltd.	Norman Wells	\$73,017
Raven’s Throat Outfitting ULC	Norman Wells	\$36,357
Royal Canadian Legion	Norman Wells	\$45,000
Tourism Tulita Incorporated	Tulita	\$67,500
<b>Total Beaufort Delta Region</b>		<b>\$221,350</b>
Arctic Chalet Ltd. O/A Krystal Klean	Inuvik	\$5,000
Arctic Motorcycle Adventures	Inuvik	\$11,700
Tundra North Tours	Inuvik	\$4,999
Arctic Ocean Canoe & Qayak	Tuktoyaktuk	\$7,605
Beaufort Sea Adventures	Tuktoyaktuk	\$24,779
Eileen Jacobson o/a Arctic Ocean Tuk Tou	Tuktoyaktuk	\$41,450
Hunter’s Bed & Breakfast	Tuktoyaktuk	\$9,630
Noksana Mushing Tours	Tuktoyaktuk	\$53,335
Steen Enterprises Ltd	Tuktoyaktuk	\$37,713
Arctic Outfitting & Adventures	Ulukhaktok	\$20,139
Kuptana’s Arctic Adventures	Ulukhaktok	\$5,000
<b>Total Dehcho</b>		<b>\$510,625</b>
Liard Valley General Store	Fort Liard	\$15,000
Black Feather Wilderness Adventures and Services Ltd.	Fort Simpson	\$9,403
Canoe North Adventures	Fort Simpson	\$74,000
Deh Cho Suites	Fort Simpson	\$5,000
Double “A” Ventures	Fort Simpson	\$5,000
Ehmbee Ltd.	Fort Simpson	\$5,000
Fort Simpson Lodging	Fort Simpson	\$10,164
Fort Simpson Recreation Society	Fort Simpson	\$77,000
Janor Guest House	Fort Simpson	\$5,000
Liidlíi Kue First Nation	Fort Simpson	\$9,320
Mackenzie Rest Inn	Fort Simpson	\$25,000
Nahanni Mountain Lodge Ltd.	Fort Simpson	\$30,000
Nahanni Wilderness Adventures Ltd.	Fort Simpson	\$81,783
South Nahanni Outfitters Ltd.	Fort Simpson	\$11,955
Tah-Chay Adventures	Fort Simpson	\$33,899
Willows Inn	Fort Simpson	\$5,000
Lucy’s B & B	Jean Marie River	\$5,000
Nahanni Butte General Store Ltd.	Nahanni Butte	\$5,000
Sambaa K’e Development Corporation	Sambaa K’e	\$80,400
Pehdzeh Ki First Nation	Wrigley	\$17,701
<b>Total of all contributions:</b>		<b>\$2,982,551</b>

## NORTHWEST TERRITORIES CREATIVE INDUSTRIES ECONOMIC RECOVERY FUNDING

### Purpose

This one-time COVID-19 Economic recovery funding was provided, through the NWT Film Commission and NWT Arts, for the development and production of creative projects; and/or artist's professional and business development.

### Eligibility

NWT artists, film producers and arts organizations preparing to resume or re-define their professional activities in the wake of the COVID-19 pandemic.

### Budget

\$250,000 was committed to this economic-recovery initiative.

### Application Process

Submissions were received in the form of a 1-3 page project description.

Up to \$3,000 was available to Individual artists; or commercial film and media arts producers for projects (not limited to): Creation of artwork, song writing, book writing, play development, theatre/dance development, script writing, creating a promotional film reel, photography, business development, marketing and promotional activities, online training and certification.

Up to \$5,000 was available to registered arts businesses, not-for-profit organizations and collectives for activities (not limited to): projects that promote and express NWT arts or culture through the pandemic as a means of uniting and responding to crises.

**Table 12: Creative Industries Economic Recovery Funding(CIERF)**

Recipient	Community	Amount
<b>Total South Slave Region</b>		<b>\$47,128</b>
DeWolf, Chris Marie	Fort Smith	\$3,000
Dillon, Debbie	Fort Smith	\$3,000
Hudson, Dennis Roy	Fort Smith	\$3,000
Labine, Colette	Fort Smith	\$3,000
Labine, Jon	Fort Smith	\$3,000
Labine, Michel Joseph	Fort Smith	\$3,000
MacDonald, Levi	Fort Smith	\$3,000
Modeste, Ruthanne Tunimokhi	Fort Smith	\$2600
Northern Life Museum	Fort Smith	\$5,000
Young, Laurie Louise	Fort Smith	\$1,078
Clouthier, Scott Alexander	Hay River	\$450
Glaicar, April M	Hay River	\$3,000
Growing Together	Hay River	\$5,000
Low, George	Hay River	\$3,000
Sabourin, Angie	Hay River	\$3,000
Simba, Nora	Hay River	\$3,000
<b>Total North Slave Region</b>		<b>\$218,074</b>
Bettger, Andrea	Yellowknife	\$3,000
Boudreau, Diane	Yellowknife	\$3,000
Braden, Carmen Elyse	Yellowknife	\$3,000
Braden, Patrick Michael	Yellowknife	\$3,000
Brake, Lee Anne	Yellowknife	\$3,000
Bryant, Tracey	Yellowknife	\$3,000
Bulckaert, Jason Allen	Yellowknife	\$3,000

Canning, Nicholas William	Yellowknife	\$3,000
Charlebois, Samuel Pierre	Yellowknife	\$3,000
Chetwynd, Courtney Jean	Yellowknife	\$3,000
Chiasson, Raymond	Yellowknife	\$3,000
Classics on Stage Yellowknife	Yellowknife	\$1,035
Clouthier, Scott Alexander	Yellowknife	\$2,550
Cox, Mary Caroline	Yellowknife	\$3,000
Currie, Miranda G.	Yellowknife	\$3,000
Cutler, Jonah Henry	Yellowknife	\$3,000
Daw, Ashley	Yellowknife	\$3,000
Dean, Janet	Yellowknife	\$3,000
Dhont, Evelyn	Yellowknife	\$3,000
Dowe, David	Yellowknife	\$3,000
Duval, Amelie	Yellowknife	\$3,000
Emerson, Jeremy David	Yellowknife	\$3,000
Emily Smits	Yellowknife	\$3,000
Erasmus, Sarah Gay	Yellowknife	\$3,000
Fennell, Cody	Yellowknife	\$3,000
Flatt, Jeremy	Yellowknife	\$3,000
Graham, Janna	Yellowknife	\$3,000
Grant, Joanna	Yellowknife	\$3,000
Gzowski, Angela Lena	Yellowknife	\$3,000
Hollingshead, Jonathan	Yellowknife	\$3,000
Hurcomb, Fran	Yellowknife	\$3,000
Jacobson, Patrick	Yellowknife	\$3,000
Kane, Patrick	Yellowknife	\$3,000
Kestrel Puppet Players	Yellowknife	\$5,000
Knox, Nathan Dalan	Yellowknife	\$3,000
Labossière, Natalie	Yellowknife	\$3,000
Larsson, Tania Rose	Yellowknife	\$3,000
Lessard, George Albert	Yellowknife	\$3,000
Loubert, Nicole	Yellowknife	\$3,000
MacDonald, Brian William	Yellowknife	\$3,000
Mack, Leela	Yellowknife	\$3,000
MacNeill, Nancy Elizabeth	Yellowknife	\$3,000
Mantla, Mason Jake	Behchokq̃	\$3,000
Marsden, Scott	Yellowknife	\$3,000
Mcgregor, Benjamin Herrick	Yellowknife	\$3,000
Mckiel, Courtney Patricia	Yellowknife	\$3,000
McMahon, Aidan	Yellowknife	\$3,000
McNulty, Meredith-Isabelle	Yellowknife	\$2,200
McVicker, Jessica Alice	Yellowknife	\$1,989
Morritt-Jacobs, Charlotte	Yellowknife	\$3,000

Mtatiro, Samantha	Yellowknife	\$1,300
Mulders, Annemieke Aurora	Yellowknife	\$3,000
Northwords Writers Festival Society	Yellowknife	\$5,000
Novak, Karen	Yellowknife	\$3,000
O'Keefe, Brie Kathleen C.	Yellowknife	\$3,000
Pokiak, Myrna Evelyn	Yellowknife	\$3,000
Rehak, Martin	Yellowknife	\$3,000
Roberts, Harrison	Yellowknife	\$3,000
Robertson, Keith	Yellowknife	\$3,000
Sabourin, John	Yellowknife	\$3,000
Saravanja, Pablo	Yellowknife	\$3,000
Sarkadi, Laurie Ann	Yellowknife	\$3,000
Scott, Robyn	Yellowknife	\$2,550
Silke, Andrew Jeremy	Yellowknife	\$3,000
Simba, Nora	Yellowknife	\$450
Sinclair, Trevor	Yellowknife	\$3,000
Skowron, Emma	Yellowknife	\$3,000
Vela Bernal, Sonia Dalhai	Yellowknife	\$3,000
Walden, Jennifer F.	Yellowknife	\$3,000
Weadick, Brian	Yellowknife	\$3,000
Wright-Fraser, Karen V.	Yellowknife	\$3,000
Yellowknife Artist Run Community Centre	Yellowknife	\$5,000
Yellowknife Choral Society	Yellowknife	\$5,000
<b>Recipient</b>	<b>Community</b>	<b>Amount</b>
<b>Total Sahtu Region</b>		<b>\$49,000</b>
Manuel, Bobby	Colville Lake	\$3,000
Heinrichs, Heather Gail	Fort Good Hope	\$3,000
Mountain, Antoine	Fort Good Hope	\$3,000
Music Interchange	Fort Good Hope	\$5,000
Novak, Attila	Fort Good Hope	\$3,000
NWT Creative Collective	Fort Good Hope	\$5,000
Yamoga Lands Corporation	Fort Good Hope	\$5,000
Alberta, Dorathy Diana	Norman Wells	\$3,000
Cote, Barbara	Norman Wells	\$3,000
Norman Wells Historical Society	Norman Wells	\$5,000
NW Arts & Agriculture Society	Norman Wells	\$5,000
Wiley, Loretta	Norman Wells	\$3,000
Menacho, Judy M.	Tulita	\$3,000

Recipient	Community	Amount
<b>Total Beaufort Delta Region</b>		<b>\$24,750</b>
Semple, Ashton Bonnie	Aklavik	\$3,000
Gwich'in Tribal Council	Fort McPherson	\$3,000
Drennan, Abraham	Inuvik	\$3,000
Great Northern Arts Festival	Inuvik	\$5,000
Hilash, Marnie Patricia	Inuvik	\$750
Lee, Micheal	Inuvik	\$3,000
Murray, Weronika	Inuvik	\$1,000
Thrasher, Lanita Marie	Paulatuk	\$3,000
Pokiak, Rebecca Lee	Tuktoyaktuk	\$3,000
Recipient	Community	Amount
<b>Total Dehcho</b>		<b>\$3,000</b>
Stipdonk, Deborah Ruth	Fort Simpson	\$3,000
<b>Total of all contributions:</b>		<b>\$341,952</b>

**Table 13: Additional COVID19-related contributions to the arts sector**

Recipient	Community	Amount
<b>Total Beaufort Delta Region</b>		<b>\$9,000</b>
Western Arctic Moving Pictures	Inuvik	\$9,000
Recipient	Community	Amount
<b>Total HQ</b>		<b>\$67,000</b>
Western Arctic Moving Pictures	Territorial	\$51,000
Northern Arts & Cultural Centre	Yellowknife	\$16,000
<b>Total of all contributions:</b>		<b>\$76,000</b>

# ECONOMIC DIVERSIFICATION

## AGRICULTURE

### “CANADIAN AGRICULTURAL PARTNERSHIP” – VARIOUS INITIATIVES

#### Background to Multilateral Agreement

The multilateral Canadian Agricultural Partnership (the Partnership) agreement came into effect on April 1, 2018, and will expire on March 31, 2023. The overall intent of this program is to increase production of local agricultural products in the north. Its goals are to build sector capacity, diversify local economies and encourage market access to fresh food in the NWT.

Under the Partnership with the federal government, up to \$1.1 million annually in cost shared investment has flowed to the NWT agriculture sector to increase resource capacity to grow food in all NWT communities. The Partnership was cost shared on an approximate 40:60 basis. The annual federal government contribution equated to \$732,600, while the GNWT provided up to \$488,400.

#### Purpose of Contributions of Various Initiatives

Contributions made under the cost shared program support business based and territorial wide initiatives that encourage agriculture sector development. Investments are intended to build resource capacity, promote greater agriculture awareness, encourage local and commercialized food production and facilitate access and marketability of domestically sourced eggs, and produce from communities throughout the NWT.

#### Eligibility

Contributions were open to applications from NWT-based private sector partners, participants or organizations involved in planning, delivery and/or funding and support of one or more of the six strategic priorities set out under the Partnership.

- Market and Trade
- Science, Research and Innovation
- Risk Management
- Environmental Sustainability and Climate Change
- Value-Added Agriculture and Agri-Food Processing
- Public Trust

#### Grant/Contribution

Some entries may represent more than one project undertaken by a specific client within the 2020-2021 fiscal year.

#### Maximum Amount per Applicant

The maximum amount allocated per applicant varies based on the initiative and relevant program terms and conditions.

#### Program Budget

Specific funding for this cost shared program was included in ITI's 2020-2021 Business Plan. Funding is subject to the availability of fiscal resources and the capacity within the Department to address them.

Annual allocations are determined through ITI's appropriation and expenditures.

The total approved appropriation specific to the Partnership within ITI for 2020-2021 was \$488,000.

#### Program Managers

Director of Economic Diversification and ITI Regional Superintendents.

#### Policy Authority

Agreement established under authority of the Minister of Minister of Industry, Tourism and Investment.

#### Application Process

Funding is through application to one of the Program Managers.

#### 2020-2021 Various Initiatives Results Reporting

The following tables show initiatives funded in the 2020-2021 fiscal year through the Partnership.

Actual expenditures in grants and contributions by ITI as the GNWT's cost shared portion of the Partnership were \$605,604. Investments in contributions totaled \$1.24 million, including both federal and territorial amounts. A portion of the Partnership's expenses is also spent under other expenses resulting in a final Partnership \$1.26 million for the 2020-2021 fiscal year.

Table 14: Canadian Agricultural Partnership – Allocations by Recipients, Location and Project

Canadian Agricultural Partnership - 2020-2021 Listing Of Projects				
Region/Type/Projects Funded Under	Recipients	Projects/Purpose	Community	Amount
<b>NORTH SLAVE REGION</b>				
<b>MARKETS AND TRADE</b>				
Market Development Program	Benoit, France	Assist with cost for online sales (Covid-19)	Yellowknife	\$2,500
	Catholique, Irene	Assist with purchase of farm supplies	Lutsel K'e	\$1,739
	Lynch, Alex	Assist with agricultural mentorship (France Benoit)	Yellowknife	\$5,000
	Ulbricht, Franziska	Assist with purchase of irrigation upgrades	Yellowknife	\$3,132
Agriculture Training Program	Arctic Farmer Inc.	To deliver the "Take a Kid Gardening Program"	Yellowknife	\$63,000
	Boreal Flavour	To assist with enhancing the Hay River Community greenhouse	Yellowknife	\$4,320
	Yellowknife Farmer's Market	To assist with materials and start up supplies for community garden	Yellowknife	\$15,000
	Yellowknives Dene First Nation	To assist with costs associated with delivering the "Take A Kid Gardening Program/Curriculum in schools with the South Slave Region	Yellowknife	\$8,370
Small Scale Foods	Lutsel K'e Dene First Nation	Assist with community garden coordinator and garden supplies	Lutsel K'e	\$6,056
	Yellowknives Dene First Nation	Assist with purchase of gardening supplies and garden coordinators	Yellowknife	\$19,080
<b>RISK MANAGEMENT</b>				
Food Safety Program	Bush Order Provisions Ltd	Assist with purchase of equipment to obtain food establishment permit	Yellowknife	\$15,000
<b>VALUE-ADDED AGRICULTURE AND AGRI-FOOD PROCESSING</b>				
Value Added development programs	Boreal Cultivation Inc	Assist with purchase of cannabis grinder	Yellowknife	\$15,000
<b>Total North Slave Region</b>				<b>\$158,197</b>



Canadian Agricultural Partnership - 2020-2021 Listing Of Projects				
Region/Type/Projects Funded Under	Recipients	Projects/Purpose	Community	Amount
SOUTH SLAVE REGION				
MARKETS AND TRADE				
Market Development Program	Benoit, Mark	Assist with cattle herd expansion cost	Hay River	\$5,000
	Riverside Growers	Assist with packaging and labels costs	Hay River	\$4,750
Agriculture Training Program	Green, Helen	Assist with cost associated with increasing greenhouse productivity / harvesting and a processing equipment	Hay River	\$15,000
	Riverside Growers	Assist with cost to install a refrigeration unit in a cargo van	Hay River	\$19,558
Small Scale Foods	Incorporated Hamlet of Fort Providence	Assist with materials and start up supplied for indoor community Garden & Greenhouse	Fort Providence	\$15,000
	Ka'A'Gee Tu First Nation	Assist with supplies for local food production in the new community greenhouse	Kakisa	\$5,541
	Town of Fort Smith	Assist with community agricultural workshops	Fort Smith	\$10,000
	West Point First Nations	Assist with costs for Community Garden & Greenhouse	Hay River	\$3,150
VALUE ADDED AGRICULTURE & AGRI FOOD PROCESSING				
Value Added development programs	6385 NWT Ltd.	Assist with the purchase of an equipment for poultry operations	Hay River	\$15,000
	6385 NWT Ltd.	Assist with large-scale development to build greenhouse	Hay River	\$200,000
	Benoit, Mark	Assist with purchase of a new Haying equipment	Hay River	\$15,000
	Green, Helen	Assist with large-scale development to build greenhouse	Hay River	\$123,527
	Riverside Growers	Assist with establishing uppick berry operation	Hay River	\$28,242
	Riverside Growers	Assist with large-scale development to build greenhouse	Hay River	\$108,097
	Roots and Ruminants Inc.	Assist with new technologies and equipment	Fort Smith	\$27,036
	Stewart, Cheryl	Assist with purchase of new tiller	Hay River	\$3,150
<b>Total South Slave Region</b>				<b>\$598,050</b>

### Canadian Agricultural Partnership - 2020-2021 Listing Of Projects

Region/Type/Projects Funded Under	Recipients	Projects/Purpose	Community	Amount
<b>BEAUFORT DELTA REGION</b>				
<b>MARKETS AND TRADE</b>				
Small Scale Foods	Community Garden Society of Inuvik	Assist with cost of a regional community tour to discuss future opportunities and food security initiatives	Inuvik	\$130,975
	Incorporated Hamlet of Tuktoyaktuk	Assist with the purchase and freight of a new green house	Tuktoyaktuk	\$17,890
	Ulukhaktok Community Corporation	Assist with the purchase and freight of a new green house	Ulukhaktok	\$9,459
<b>SCIENCE, RESEARCH AND INNOVATION</b>				
Agriculture and Agri-Food Research	Community Garden Society of Inuvik	Assist with cost of a regional community tour to discuss future opportunities and food security initiatives	Inuvik	\$25,404
<b>Total Beaufort Delta Region</b>				<b>\$183,728</b>

### Canadian Agricultural Partnership - 2020-2021 Listing Of Projects

Region/Type/Projects Funded Under	Recipients	Projects/Purpose	Community	Amount
<b>SAHTU REGION</b>				
<b>MARKETS AND TRADE</b>				
Market Development Program	Chapple, Rena Ann	Assist with obtaining garden training-Registration fees, travel, accomdations and meals	Tulita	\$2,130
	Deline Got'ine Government	Assist with greenhouse equipment, soil & fertilizer, Bees & equipment, Building materials, wages and Freight	Délįnę	\$71,600
	Ne'Rachten Development Ltd.	Assist with planting a potato garden, wages, pototo supplies, garden utilities and administration	Fort Good Hope	\$8,720
	NW Arts & Agriculture Society	Assist with cost for putting on the Farmers market	Norman Wells	\$4,210
	Tulita Gardening Society	Assist with community garden supplies, workshop, labour, sea can, materials and transportation	Tulita	\$45,268
<b>Total Sahtu Region</b>				<b>\$131,928</b>

Canadian Agricultural Partnership - 2020-2021 Listing Of Projects				
Region/Type/Projects Funded Under	Recipients	Projects/Purpose	Community	Amount
DEHCHO REGION REGION				
MARKETS AND TRADE				
Market Development Program	Midnight Sun Growers	Assist with creating a business plan and design layout	Fort Simpson	\$16,875
	Sambaa K'e First Nation	Assist with cost of hosting a food preservation workshop	Sambaa K'e	\$2,816
Small Scale Foods	Fort Simpson Community Garden Society	Assist with constructing a greenhouse	Fort Simpson	\$2,574
	Fort Simpson Community Garden Society	Assist with localizing food systems	Fort Simpson	\$2,835
	Sambaa K'e First Nation	Assist with cost of building a greenhouse row beds (restructure)	Sambaa K'e	\$9,030
	Sambaa K'e First Nation	Assist with garden coordinator and start-up fees	Sambaa K'e	\$28,991
<b>Total Dehcho Region</b>				<b>\$63,121</b>
HEADQUARTERS				
PUBLIC TRUST				
Agriculture and Awareness Program	The NWT Food Network	Assist with growth of the association including expanding social media platform, website and membership drive)	Territorial	\$71,625
SCIENCE, RESEARCH AND INNOVATION				
Agriculture and Agri-Food Research	Food for the Rest of Us Ltd.	Research, Technical writing, graphic design/layout new Back yard Guide for bee keeping	Hay River	\$6,000
	Northern Farm Training Institute	Assist with research project on True Potatoe Seed application and viability in northern growing conditions		\$25,000
<b>Total Headquarters Region</b>				<b>\$ 102,625</b>
Eligible Partnership costs incurred through GNWT Operations and Maintenance (O&M) within the regions and headquarters include program delivery costs such as: freight and shipping of equipment and supplies, travel to/from communities, providing outreach and extensions services, costs associated with participation in national agriculture working groups and leadership tables, agriculture equipment and supplies				\$17,584
<b>TOTAL REGIONAL AND HEADQUARTERS G&amp;C UNDER THE PARTNERSHIP</b>				<b>\$1,255,233</b>

## NORTHERN FOOD DEVELOPMENT PROGRAM

### Purpose

To remove barriers, create employment and facilitate the development of the NWT food production sector by providing support to producers of northern fish, meat and other food products for sale to consumers in the NWT by making investments that support:

- Community economic diversification
- Northern food production and processing
- Increasing local and regional agriculture and fishery participation and output
- Encouraging/supporting local and niche food production and marketing initiatives
- Increasing availability of NWT foods to NWT consumers

### Eligibility

All NWT businesses, individuals, co-operatives, community based organizations and associations engaged in the local production of food.

### Grant/Contribution

Contribution

### Funding Available Per Applicant

Contributions are aimed at individual entrepreneurs or businesses where the benefits accrue primarily to the client but meet the overall goal of the Northern

Food Development Program. The maximum level of funding made available under the various sectors within food harvesting or production is dependent on the type of activity undertaken. The details are posted on the ITI website.

### Program Budget

\$550,000 for the 2020-2021 fiscal year

### Program Manager

Regional Superintendents

### Policy Authority

Established under authority of the Minister of Industry, Tourism and Investment.

### Application Process

The application form used for the SEED Policy is also used for the Northern Food Development Program. The SEED application form is available at the Regional and Headquarters offices of ITI. Regional Offices are available to discuss project proposals and assist with the completion of applications. Completed regional applications are delivered to ITI Regional Offices, who are responsible for approvals.

### Results Reporting

For the 2020-2021 fiscal year, ITI provided \$518,646 in direct funding through the Northern Food Development Program to individuals, businesses, educational institutions and Indigenous governments in all five regions across the NWT as shown in Table 15.

**Table 15: Northern Food Development – Allocations by Recipient, Location and Project in 2020-2021**

Recipient	Project/Purpose	Region/ Community	Amount
<b>Total South Slave Region</b>			<b>\$223,980</b>
Beaverbones, Cameron	Assist with purchase of nets and equipment	Hay River	\$3,512
Beaverbones, Cameron	Assist with purchase of outboard motor	Hay River	\$2,500
Benoit, Mark	Assist with new haying equipment	Hay River	\$20,000
Chicot, Christopher	Assist with boat purchase to upgrade commercial fishery	Kakisa	\$6,600
Desnede Farmers Market	Assist with costs to implement a waste reduction strategy	Hay River	\$2,179
Emes, Brian	Assist with design and down payment of new fishing vessel	Hay River	\$32,500
Emes, Brian	Assist with purchase of new fishing nets and processing trailer	Hay River	\$10,319
Linington, Jamie	Assist with purchasing a boat to start a fishing operation	Hay River	\$20,000
Linington, Troy	Assist with design and down payment of new fishing vessel	Hay River	\$32,500
Linington, Troy	Assist with purchase of new fishing nets	Hay River	\$6,819
McCallum, Marius	Assist with marketing support for fish fillets (FISP)	Hay River	\$1,628
Michel, Nancy	Assist with nets, line and seat for summer fishery	Hay River	\$1,575
Richardson, Alex	Assist with purchase of net lifter, fish tubs, & misc supplies	Hay River	\$3,465
Richardson, David	Assist with upgrades to summer commercial fishery	Hay River	\$20,000
Richardson, Duncan	Assist with costs for nets and supplies for summer fishery	Hay River	\$8,143
Richardson, Duncan	Assist with new engine and repair hull costs	Hay River	\$11,660
Riverside Growers	Assist with packaging and labels costs	Hay River	\$2,500
Roots and Ruminants Inc.	Assist with the expansion of commercial agriculture business reach and production capacity	Fort Smith	\$18,080
Town of Hay River	Assist with costs to complete food safe flooring at Fishermen's Wharf	Hay River	\$20,000

Recipient	Project/Purpose	Region/ Community	Amount
<b>Total North Slave Region</b>			<b>\$139,665</b>
Bush Order Provisions Ltd	Assist with purchase of seeds, seedling nursery equipment	Yellowknife	\$8,691
Great Slave Fish Products Limited	Assist with purchase of grader to aid with winter fishery	Yellowknife	\$15,000
Lang, Becky	Assist with purchase of fish related equipment to increase catch/sales	Yellowknife	\$10,000
Lutsel K'e Dene First Nation	Assist with construction of community harvest kitchen	Lutsel K'e	\$37,400
NWT Fish Company Ltd.	Assist with cost safety costs, equipment upgrades, marketing	Yellowknife	\$57,042
Sadler, Shane	Assist with purchase of summer fishing safety gear	Yellowknife	\$5,798
Sadler, Shane	Assist with purchase of winter fishing safety gear	Yellowknife	\$5,734
<b>Total Sahtu Region</b>			<b>\$91,010</b>
Boisclair, Simon	Assist with farming setup, materials, shipping & Livestock	Norman Wells	\$2,230
Déljine Got'ine Government	Assist with a business plan and building materials, livestock and feed purchases	Déljine	\$12,040
Fort Good Hope Renewable Resources	Assist with machinery, lab tests, instructor and administration cost	Fort Good Hope	\$54,840
Sahtu Gardens	Assist with livestock feed, bedding and freight	Norman Wells	\$14,200
Van de Velde-Weber, Erika	Assist with supplies to build a chicken coup	Norman Wells	\$7,700
<b>Total Beaufort Delta Region</b>			<b>-</b>
<b>Total Dehcho</b>			<b>\$63,991</b>
Sambaa K'e First Nation	Assist with the construction of a root cellar & heated building (Phase 1)	Sambaa K'e	\$63,991
<b>TOTAL OF ALL CONTRIBUTIONS</b>			<b>\$518,646</b>

## FISHERIES

### COMMERCIAL FISHERY ASSISTANCE INDUSTRY SUPPORT

#### Purpose

To offset the high freight and production costs associated with operating commercial fisheries in the NWT.

#### Eligibility

Eligibility is restricted to commercial fishermen, holders of commercial fishing licences, and members of the NWT Fishermen's Federation (NWTFF).

#### Grant/Contribution

Contribution

#### Maximum Amount Available Per Applicant

Maximum amount available under this Program is:

- \$20,000 (Operations and Maintenance for the NWTFF)
- Freight support - \$205,000 at \$0.23/lbs. paid on Lake Whitefish, Lake Trout, Northern Pike and Walleye delivered to the Freshwater Fish Marketing Corporation (FFMC) plant to offset freight to Winnipeg.

#### Program Budget

\$550,000 for the 2020-2021 fiscal year

#### Program Manager

Economic Diversification Division, North and South Slave Regional Superintendents.

#### Policy Authority

Established under authority of Minister of Industry, Tourism and Investment.

#### Application Process

Program delivery is managed by the NWTFF, through a Memorandum of Understanding with the Department of ITI. Commercial fishers apply to the NWTFF for funds.

#### Results Reporting – 2020-2021

\$594,861 in contributions were provided in 2020-2021 through three program schedules.

##### 1. Core Funding:

Funds assist in defraying a portion of the costs of administration for the NWTFF.

##### Results:

Contributions supported the NWTFF in developing a brand for fish caught on the Great Slave Lake and the hosting of its Annual General Meeting.

##### 2. Industry Support Payments:

Assist commercial fishers with production and transportation costs of eligible species (White species of fish - Whitefish, Trout and Pike). The amount paid to commercial fishers is \$0.23/lb and is based on previous year's production.

##### 3. Other Support

See table 16.

**Table 16: Commercial Fishery Assistance Industry Support - Allocations by Program Area**

Schedule	Commercial Fishery Assistance Industry Support	Purpose	Regions	Amount
3	Buckley, Barry	Assist with winter fishery equipment repair/purchase	North Slave/Yellowknife	\$10,000
3	Cott, Peter	Assist with purchase of commercial fishing safety gear	North Slave/Yellowknife	\$4,582
3	Great Slave Fish Products Limited	Assist with purchase of commercial fishing safety gear	North Slave/Yellowknife	\$9,000
3	Great Slave Fish Products Limited	Assist with purchase of winter fishery equipment	North Slave/Yellowknife	\$17,150
3	Great Slave Fish Products Limited	Assist with purchase of winter fishery equipment	North Slave/Yellowknife	\$1,000
3	Lang, Becky	Assist with purchase of commercial fishing safety gear	North Slave/Yellowknife	\$10,000
3	Lang, Becky	Assist with winter fishery equipment upgrades/expansion	North Slave/Yellowknife	\$5,000
3	Lang, Becky	Assist with Safety Equipment for fishing vessel and Covid Supplies	North Slave/Yellowknife	\$1,000
3	NWT Fish Company Ltd.	Assist with purchase of commercial fishing safety gear.	North Slave /Yellowknife	\$2,800
3	NWT Fish Company Ltd.	Assist with purchase of winter fishery equipment	North Slave /Yellowknife	\$10,000
3	NWT Fish Company Ltd.	Assist with Safety Equipment for fishing vessel and Covid Supplies	North Slave /Yellowknife	\$1,000
3	O'Neill, Trevor	Assist with purchase of commercial fishing safety gear	North Slave /Yellowknife	\$4,571
3	O'Neill, Trevor	Assist with purchase of winter fishery equipment	North Slave /Yellowknife	\$8,150
3	O'Neill, Trevor	Assist with Safety Equipment for fishing vessel and Covid Supplies	North Slave /Yellowknife	\$300
3	Sadler, Shane	Assist w/purchase of winter fishery equipment	North Slave /Yellowknife	\$9,000
3	Vaillancourt, Stephanie	Assist with purchase of commercial fishing safety gear	North Slave /Yellowknife	\$2,100
3	Vaillancourt, Stephanie	Assist with purchase of winter fishery equipment	North Slave /Yellowknife	\$9,765
3	Vaillancourt, Stephanie	Assist with Safety Equipment for fishing vessel and Covid Supplies	North Slave /Yellowknife	\$500
3	Beaverbones, Cameron	Assist with the purchase of a vessel safety gear	South Slave / Hay River	\$9,000
2	Beaverbones, Cameron	Assist with vessel safety gear	South Slave / Hay River	\$25,854
3	Beaverbones, Cameron	Assist with Safety Equipment for fishing vessel and Covid Supplies	South Slave / Hay River	\$1,000
2	Benson, Brad	Assist with commercial Fishery operation	South Slave / Hay River	\$6,995
2	Blakeley, Steve	Assist with operational cost	South Slave / Hay River	\$1,728
2	Buckley, Bert	Assist with operational cost	South Slave / Hay River	\$8,359



3	Buckley, Bert Jr.	Assist with winter training cost and equipmnet for a Fort Providence fishery	South Slave / Fort Providence	\$6,630
3	Buckley, Bert Jr.	Assist with costs for repairs and supplies for winter fishery	South Slave / Hay River	\$11,030
3	Buckley, Bert Jr.	Assist with the purchase of a vessel safety gear	South Slave / Hay River	\$8,100
2	Buckley, Bert Jr.	Assist with operational cost	South Slave / Hay River	\$19,416
3	Buckley, Bert Jr.	Assist with Safety Equipment for fishing vessel and Covid Supplies	South Slave / Hay River	\$1,000
3	Chicot, Christopher	Assist with equipment costs for winter commercial fishing	South Slave / Kakisa	\$10,000
3	Chicot, Christopher	Assist with the purchase of safety equipment for fishing vessel	South Slave / Kakisa	\$835
2	Chicot, Christopher	Assist with operational cost	South Slave / Kakisa	\$871
3	Chicot, Christopher	Assist with Safety Equipment for fishing vessel and Covid Supplies	South Slave / Kakisa	\$1,000
3	Deninu K'ue Development Corporation	Assist with the equipment costs for winter commercial fishing	South Slave / Fort Resolution	\$25,800
3	Emes, Brian	Assist with equipment costs for winter fishery	South Slave / Hay River	\$20,160
2	(Estate of:) Linington, Stacy	Assist with operational cost	South Slave / Hay River	\$70,512
3	Linington, Troy	Assist with COVID-19 cleaning supplies	South Slave / Hay River	\$1,000
3	Linington, Troy	Assist with design and down paymnet of new fishing vessel	South Slave / Hay River	\$4,550
2	McCallum, Marius	Assist with operational cost	South Slave / Hay River	\$5,866
3	Michel, Nancy	Assist with COVID-19 cleanign supplies	South Slave / Hay River	\$2,970
2	Michel, Nancy	Assist with operational cost	South Slave / Hay River	\$2,795
3	Michel, Nancy	Assist with Safety Equipment for fishing vessel and Covid Supplies	South Slave / Hay River	\$1,000
3	Oslund, Bill	Assist with equipment costs for winter fishery	South Slave / Hay River	\$3,799
2	Oslund, Bill	Assist with operational cost	South Slave / Hay River	\$5,938
3	Richardson, Alex	Assist with vessel safety gear	South Slave / Hay River	\$2,399
2	Richardson, Alex	Assist with operational cost	South Slave / Hay River	\$4,064
3	Richardson, Alex	Safety Equipment for fishing vessel and Covid Supplies	South Slave / Hay River	\$1,000
3	Richardson, David	Assist with the purchase of safety equipment for fishing vessel	South Slave / Hay River	\$9,152
2	Richardson, David	Assist with operational cost	South Slave / Hay River	\$23,998
3	Richardson, David	Assist with Safety Equipment for fishing vessel and Covid Supplies	South Slave / Hay River	\$1,000
3	Richardson, Duncan	Assist with the purchase of safety equipmnet for fishing vessel	South Slave / Hay River	\$4,951
2	Richardson, Duncan	Assist with operational cost	South Slave / Hay River	\$21,349
3	Richardson, Duncan	Assist with Safety Equipment for fishing vessel and Covid Supplies	South Slave / Hay River	\$1,000
3	Sabourin, Peter	Assist with the purchase of a vessel safety gear	South Slave / Hay River	\$5,000

2	Sabourin, Peter	Assist with operational cost	South Slave / Hay River	\$2,741
3	Sabourin, Peter	Assist with Safety Equipment for fishing vessel and Covid Supplies	South Slave / Hay River	\$1,000
2	Simba, Alfred ESTATE OF	Assist with operational cost	Assist with operational cost	\$3,767
1	Tu' Cho' Fisher's Co-operative Limited	Assist with costs to keep plant open u and business support for the Co-op	South Slave / Hay River	\$55,800
1	Tu' Cho' Fisher's Co-operative Limited	Assist with operational support for the Fishing Industry	South Slave / Hay River	\$20,000
1	Tu' Cho' Fisher's Co-operative Limited	Assist with the start-up costs for winter fishery	South Slave / Hay River	\$40,000
3	Undah Gogha Corporation	Assist with costs for drainage and sewer tank for fish plant	South Slave / Fort Providence	\$10,660
3	Undah Gogha Corporation	Assist with the start-up costs to build road for winter fishery	South Slave / Fort Providence	\$24,854
<b>Total</b>				<b>\$594,861</b>

## FILM

### FILM REBATE PROGRAM

#### Purpose

To encourage active NWT film and television production companies to film on location in the NWT, to purchase goods and services in the NWT, and to hire and train NWT residents.

The Film Rebate Program has three categories:

- NWT Labour/Training Rebate
- NWT Expenditure Rebate
- NWT Travel Rebate

#### Eligibility

Applicants or productions eligible for the Film Rebate Program are:

- Guest Producers, NWT Co-Production Partners and NWT production companies;
- Pre-production and production costs for film and television filming in the NWT, where NWT labour content equals or exceeds 30 per cent of total
- In-territory (NWT) spend;
- Minimum NWT Spend of \$60,000 which can combine NWT Labour/NWT Spend (excludes GST);
- Preference will be given to projects with TV broadcast or theatrical distribution commitments; and
- Commercials are only eligible to apply under the NWT Travel Rebate category of the NWT Film Rebate Program.

#### Grant/Contribution

Contribution

#### Maximum Amount Available Per Applicant

Maximum per applicant per project are guided by the following:

#### NWT Labour/Training Rebate

- 25 per cent rebate for eligible NWT labour.
- An additional 15 per cent rebate for recognized positions or for NWT resident candidates receiving on-set training.

#### NWT Expenditure Rebate

- 25 per cent rebate for all goods and services that qualify as NWT Spend purchased and consumed in the NWT.
- An additional 15 per cent rebate for goods and services for productions shooting outside of The City of Yellowknife.

#### NWT Travel Rebate

- Ten per cent rebate for travel to/from the NWT from anywhere in the world (south of the 60th Parallel).
- 30 per cent rebate for travel within the NWT (excluding aerial photography) not to exceed \$15,000 per production.

#### Program Budget

The NWT Film Rebate Program budget for 2020-2021 was \$100,000.

#### Program Manager

The NWT Film Commissioner, a position designated by the Minister of ITI and certified by the Association of Film Commissioners International. The Associate Film Commissioner will fulfill the responsibilities of the Film Commissioner as delegated.

#### Policy Authority

Established under the authority of the Minister of Industry, Tourism and Investment.

### Application Process

Application form and guidelines for the NWT Film Rebate Program can be found on the NWT Film Commission website at: [www.nwtfilm.com](http://www.nwtfilm.com)

Applications must be received by predetermined dates each year and funding distributed to those that meet the NWT Film Rebate Program criteria and provide the greatest benefit to the NWT.

Completed applications are evaluated by staff of the NWT Film Commission.

Successful applicants will be notified by the NWT Film Commission of the decision and provided with a written estimate of the pre-approved rebate, based on the information provided, along with a Contribution Agreement. The Contribution Agreement will outline the deliverables and requirements by the NWT Film Commission, which must be entered into by the applicant to receive funding under the NWT Film Rebate Program.

The NWT Film Commission reserves the right to exercise discretion throughout this process, including the evaluation of projects that realize significant benefits to the NWT.

Decisions by the NWT Film Commission are eligible to an appeal process. Appeals must be in writing and received by the ITI Assistant Deputy Minister of Economic Development no later than 30 days following the date that the applicant has received notification of the approving authority's decision.

### Results Reporting

A total of two film project contributions were made in the 2020-2021 fiscal year, totaling \$84,500.

**Table 17: Film Rebate Program – Summary of Contribution Details**

Recipient	Project/Purpose	Region/ Community	Amount
Little Dipper Films Inc.	Support for production of short NWT based film	Territorial	\$60,000
Yellowknife Divers Inc	Support for production of a docu-series to be filmed in NWT.	Territorial	\$24,500
<b>Total</b>			<b>\$84,500</b>

## TOURISM AND PARKS

### TOURISM INDUSTRY DESTINATION MARKETING ORGANIZATION AND CONVENTION BUREAU

#### Purpose

For Northwest Territories Tourism (NWTT) to deliver the Tourism Marketing Program on behalf of the GNWT and finance the costs incurred in the delivery of services to the NWTT industry through the NWTT Business and Marketing Plan.

#### Eligibility

This contribution is exclusively directed to NWTT, the association acting as the Destination Marketing Organization (DMO) for the NWT.

#### Grant/Contribution

Contribution Agreement

#### Maximum Amount Available Per Applicant

NWTT is the official organization that represents the majority of tourism industry members in the NWT and delivers the Tourism Marketing Program on behalf of the GNWT.

#### Program Budget

The core contribution for the 2020-2021 fiscal year was \$3,636,000 (includes \$100,000 for the Conference Bureau).

#### Program Manager

Tourism and Parks Division

#### Policy Authority

Established under authority of Minister of Industry, Tourism and Investment.

#### Application Process

This is an annual contribution approved through the GNWT business planning process.

#### Results Reporting

The following is a summary of the marketing activities that NWTT has undertaken during the 2020-2021 fiscal year:

### MARKETING ACTIVITY UPDATE AND RESULT REPORTING

While the pandemic had a profound impact on the marketing activities implemented in 2020-2021, marketing that was implemented was impactful and successful in keeping the NWT top of mind with future travellers and keeping dreams of travel to the territory alive. Staycation marketing was effective in bringing much-needed exposure to tourism operators who remained open.

#### CONSUMER DIRECT MARKETING

Consumer direct marketing includes the NWT travel guides, advertising, the NWTT website, social media marketing, consumer shows and special events.

##### (i) Travel Guides

For the calendar year of 2020, 30,000 Explorers' Guides were published. The Explorers' Guides produced were initially distributed in January 2020 to a range of places including Visitor Information Centres across Canada before the pandemic occurred. Since this time, a total of 7,197 guides have been distributed.

##### (ii) NWTT Website

The spectacularnwt.com website had over 359,000 users who visited over 754,000 web pages in this fiscal year. Overall, web statistics were down by more than 15% for users, and 20% for page views. As the year wore on and the pandemic worsened, it was the goal of NWT Tourism to keep website traffic and users within 25% of a normal fiscal year, and this goal was met.

NWT Tourism encouraged potential visitors to the territory to consume premium story content, to learn more about the NWT, and to keep the dream of a visit to our territory alive for when travel is possible.

##### (iii) Digital Consumer Advertising

NWT Tourism paused digital ad campaigns for the first quarter in 2020-2021 and remained in the paid marketplace with digital search. In the subsequent three quarters, both digital search and digital advertising were deployed. The strategy for digital advertising pivoted away from mainstream media outlets to reach target demographic markets while avoiding news sites carrying predominantly negative tourism and other news stories. Organic and paid search traffic increased to the site, whereas social, direct and display ad traffic decreased.

**(iv) Integrated Marketing Campaign**

The NWT Tourism Integrated Marketing Campaign was paused in the first quarter, and then ultimately cancelled. Funds were returned to the GNWT-ITI to be repurposed for tourism operator support. The remaining funds for this campaign were put towards staycation marketing, a new target area for NWT Tourism.

**(v) Social Media Marketing**

Followers grew across Facebook by 1,205 this year, and Instagram grew by 2,884. YouTube, Twitter, and Pinterest followers all either remained flat or grew slightly. The total number of followers on all NWT Tourism social media accounts is over 121,000 with a potential post reach of over 1 million people.

**(vi) Content Marketing**

Premium story content was shared through social media and traditional digital ads, and story traffic rose by over 10% compared to the last fiscal year. The creation of new stories and repurposing older content (by removing calls to action and ensuring the promotional language used was sensitive to the pandemic) was a very effective strategy to reach future visitors.

**(vii) Consumer Show Program**

In normal times consumer show attendance is an important source of bookings for tourism operators, and it is expected that this program will resume when the pandemic abates.

**(viii) Call Centre Update**

NWT Tourism staff handled a total of 126 phone calls and 187 emails from potential future travellers to the NWT. Some were interested in knowing whether they could access the NWT legally by flying their personal plane into the wilderness, while others were asking questions about when the border would open. Others still were asking detailed questions about planning their trips to the NWT in 2022. Interest in visiting the NWT continues to be apparent.

**STAYCATION MARKETING**

In response to the pandemic situation, NWT Tourism implemented staycation marketing. The program was developed to market tourism activities and destinations within the Northwest Territories to residents of the territory. The campaigns included advertising on True North FM, Cabin Radio, Northern News Services, Up Here Magazine, Facebook, the NWT Tourism website, and through direct mail. Social media stories were created and shared. The campaigns supported local tourism businesses as they struggled to survive border closures and pandemic measures.

**MEETING AND INCENTIVE TRAVEL (MCIT)**

The MCIT show program was cancelled by all organizers in this fiscal year. NWT Tourism did participate in one virtual show – the Sports Event Congress.

All three conferences that were scheduled to be held in the NWT in this fiscal year were rescheduled, or the organizers have committed to hosting an event in the NWT in the future after the pandemic subsides. Many of the resources normally allocated to MCIT were redirected to the staycation program.

## MEDIA PROMOTIONS

All in-person media shows were cancelled this year by the organizers. NWT Tourism participated in the Travel Media Association of Canada, and the TravMedia International Media Marketplace via zoom calls. The shows included prescheduled appointments, networking, and editors' panels. The shows gave NWTT an opportunity to connect with media who travelled to the NWT in the past and provide updated information to those who are interested in travelling once the pandemic subsides.

NWT Tourism was unable to host in-person media familiarization tours from outside of the territory during this fiscal year due to the pandemic. Traditional-style FAM tours were conducted utilizing local writers and other talent from within the territory.

NWT Tourism populates and maintains an online photo database for the use of travel trade and travel media who are promoting tourism to the NWT. In the 2020-2021 fiscal year, there were 4,357 photos downloaded from the public library. Photo requests were received from every national and international target market of NWT Tourism.

## TRADE PROMOTIONS

The travel trade is an important channel for NWTT's marketing activities in overseas markets. NWTT staff work closely with a variety of international travel trade companies who have offices in Canada to ensure they are up to date about information on the tourism product in the NWT. Our work with the Travel Trade in our key target markets is carried out by our General Sales Agents (GSA). NWT Tourism has GSA's in the following markets: Japan (TA Associate), China (Flow Creative Marketing), Germany (Denkzauber GMBH) and Australia (PrMarketing).

## TRAVEL TRADE SHOWS

NWT Tourism participated in a Destination Canada-supported virtual trade show on September 10, 2020. NWT Tourism interacted with over 130 individuals from the travel trade industry during the 5 hour "live" portion of the show. The overwhelming majority of participants were looking for NWT border information and any information on when we expected our situation to change.

NWT Tourism participated in CITAP's Annual Winter Function which took place virtually this year. This event consisted of a Destination Canada rep, along with a domestic tour operator, giving an update on each international market they have activities in, including Japan, China, South Korea, Australia, and India.

NWTT's Travel Trade Specialist participated in Destination Canada's Asia Pacific Market Strategy in February, with five 2-hour calls with 10 industry partners from other DMOs and Destination Canada representatives. Discussions were held on how to assist Asia Pacific markets in recovery and how Canada can position itself within these markets to ensure visitors want to come once it is safe to do so. The task force strategy that came from these sessions can be found on Destination Canada's website and will guide creation for DC's in-market plans.

## TRAVEL TRADE FAMILIARIZATION (FAM) TOURS

There were no in-person FAM tours this fiscal year. In lieu of connecting with the travel trade in person, NWT Tourism mailed out 42 branded "NWT Nice" boxes to domestic key travel trade accounts.

## REGION-SPECIFIC MARKETING -TOURISM 2020

The activities that normally take place under contribution agreements have been carried out as the NWT Tourism Core Marketing activities. \$600,000 of the Tourism 2025 funds were redirected to operator support programs that are being delivered by ITI. The remaining funds were directed to the activation of the Staycation program.



## COMMUNITY TOURISM INFRASTRUCTURE CONTRIBUTION

### Purpose

The Community Tourism Infrastructure Contribution (CTIC) funds community governments and non-government organizations for new and innovative infrastructure projects. Projects must support tourism in communities and should promote nearby parks and natural attractions.

### Eligibility

Capital projects that increase tourism in communities. Capital costs are defined as:

- One-time project costs;
- Communications infrastructure projects that enhance current tourism products or attractions;
- Development of innovative information technology tourism products or services; and
- Planning studies or site development for future capital projects if applicants can demonstrate that future resources are available for project completion.

### Grant/Contribution

Contribution

### Program Budget

Total of \$200,000 for the 2020-2021 fiscal year

### Program Manager

Tourism and Parks Division

### Policy Authority

Established under authority of Minister of Industry, Tourism and Investment

### Application Process

Application form and guidelines for the Community Tourism Infrastructure Contribution (CTIC) can be found on the ITI website under Programs and Services and are available at any ITI Regional Office or ITI Headquarters Office in Yellowknife. Applications must be received by certain predetermined dates each year and funding will be distributed to those projects which provide the greatest benefit to the NWT and meet the program criteria, until funding limits are reached.

Completed applications are delivered to ITI Regional Offices or ITI Headquarters Office in Yellowknife, who administer and make recommendations for approval.

To be a successful applicant, the following criteria had to be met:

- Projects must align with the community tourism plan where applicable. If there is no community tourism plan in place, the applicant must demonstrate that they have support from the community; and
- The project must provide positive tourism benefits to the community and surrounding area.

Successful proposals must also demonstrate:

- The organization operates on a non-profit basis and works to benefit the tourism industry and local economy of the community;
- The project will increase the attraction of the community to visitors;
- The project enhances partnerships between non-government community groups and the private sector tourism industry;
- There are resources available for any operations and maintenance costs related to the project; and
- If it is a multi-year project, future resources can be leveraged from other sources.

### Results Reporting

The CTIC funded eight successful applications, resulting in a total distribution of \$195,850.

The breakdown by project is shown in Table 18:



**Table 18: Community Tourism Infrastructure**

Recipient	Project/Purpose	Region/Community	Amount
Folk On The Rocks	Assist with installing a new roof on main stage	North Slave / Yellowknife	\$63,500
Snowking's Winter Festival	Assist with cost of improving floating/ice visitors centre, solar power, safety railings, equipment signage and merchandise research.	North Slave / Yellowknife	\$14,000
Charter Community of Tsiigehtchic	Assist in the restoration of Holy Name of Mary church	Beaufort Delta / Tsiigehtchic	\$17,600
Charter Community of Tsiigehtchic	Assist with the purchase and installation of community signs on the Dempster highway	Beaufort Delta / Tsiigehtchic	\$2,000
Déljne Got'ine Government	Assist in expanding on the community tourism infrastructure, 2 gazebos, fire pits, gravel, heavy equipment, labour and freight	Sahtu / Déljne	\$19,000
Hamlet of Tulita	Assist with campground signage, labour, cultural interpretation , machinery and shipping	Sahtu / Tulita	\$6,250
Norman Wells Trans-Canada Expansion	Assist with equipment, aggregates, culverts, filter cloth and labour for extending the Trans Canada Trail Phase III	Sahtu / Norman Wells	\$33,500
Village of Fort Simpson	Assist with development of day use/viewing platform at the ski hill	Dehcho /Fort Simpson	\$40,000
<b>Total</b>			<b>\$195,850</b>

## TOURISM PRODUCT DIVERSIFICATION AND MARKETING

### Purpose

The Tourism Product Diversification and Marketing Program (TPDMP) provides support for tourism businesses and tourism operators when expanding into new markets or developing new products.

### Eligibility

An applicant is required to meet at least one of the following conditions to make an application and be eligible under this Program:

- Has owned or operated a tourism business for at least one year in the last five years;
- Has been licensed for at least one year in the last five years by the GNWT as a Tourism Establishment or Outfitter under the *Tourism Act*;
- Has been subcontracted or employed in management capacity by any of the above for a minimum of five years within the last ten years;
- Represents a group of separate businesses or operations intending to develop a market ready Tourism Product Package;
- Start a business in which Indigenous cultural tourism is a significant component; and/or
- Is a Destination Marketing Organization in the NWT.

### Grant/Contribution

Contribution

### Maximum Amount Available Per Applicant

- Schedule 1: Business Planning and Transition Assistance \$25,000 total
- Schedule 2: New Product Development or Enhancement of Existing Product \$250,000 over a single or multiple years
- Schedule 3: Marketing Assistance for Tourism Businesses \$10,000 per year

### Program Budget

\$1,086,000 for 2020-2021 fiscal year

### Program Manager

Tourism and Parks Division

### Policy Authority

Established under authority of Minister of Industry, Tourism and Investment.

### Application Process

Application form and guidelines can be found on the ITI website under Programs and Services and are available at any ITI regional office or ITI Headquarters Office in Yellowknife. Applications must be received by pre-determined dates each year and funding distributed to those that meet the Program criteria and provide the greatest benefit to the NWT. Completed applications are delivered to ITI regional offices or Headquarters office that make recommendations for approval.

### Results Reporting

This Program provided alternate opportunities to adapt to changes in the tourism industry, under three schedules, which address both individual business requirements and broad-based marketing efforts that would benefit the entire NWT tourism industry, as follows:

- **Schedule 1: Business Planning and Transition Assistance**
- **Schedule 2: New Product Development or Enhancement of Existing Product**
- **Schedule 3: Marketing Assistance for Tourism Businesses**

The Program funded 19 successful applications in 2020-2021, resulting in a total contribution of \$1.04 million as detailed in Table 19.

**Table 19: Tourism Product Diversification & Marketing**

Schedule	Recipient	Project/Purpose	Community	Amount
<b>Total Beaufort Delta Region</b>				<b>\$156,295</b>
2	Hunter's Bed & Breakfast	Assist with renovation and expansion of the B&B	Tuktoyaktuk	\$42,000
2	Noksana Mushing Tours	Assist with expansion of tourism product with the purchase of winter gear and materials for the construction of a cabin	Tuktoyaktuk	\$51,000
2	Sachs Harbour Community Corporation	Assist with the purchase of special event equipment and a storage container to support community events	Sachs Harbour	\$45,000
3	Tuk Souvenir Store	Assist with signage and levelling of camp ground	Tuktoyaktuk	\$18,295
<b>Total Dehcho Region</b>				<b>\$172,700</b>
2	Blackfeather Wilderness Adventure	Assist with asset acquisition for new cultural tourism product	Fort Simpson	\$56,200
2	Liidlíi Kue First Nation	Assist with asset acquisition for on the land tourism camp	Fort Simpson	\$116,500
<b>Total North Slave Region</b>				<b>\$268,500</b>
2	507323 N.W.T. Ltd.	Assist with purchasing new rental kick-sled and build new floating sauna	Yellowknife	\$4,000
2	Cabin Fever Tours	Assist with purchasing 3 ice fishing shacks and a food truck for ice-road meals	Yellowknife	\$20,000
2	Łutselk'e Dene Lodges GP Inc.	Assist with renovation cost to existing lodge-flooring, roofs, siding, decks, electrical and plumbing	Łutselk'e	\$151,500
2	North Star Adventures Ltd.	Assist with purchasing new winter rental gear	Yellowknife	\$25,000
2	The J Group Ltd.	Assist with purchasing 3 new boats 2 new motors and safety equipment	Yellowknife	\$25,000
2	Trinity Tactical Consulting Ltd	Assist with the construction of a portable mini-cabin aurora viewing platform	Yellowknife	\$20,000
2	Yellowknife Sportfishing Adventures	Assist with purchasing a UTV for guest transport	Yellowknife	\$23,000
<b>Total Sahtu Region</b>				<b>\$206,000</b>
3	Canoe North Adventures	Assist in raft expansion, oars, lifejackets, wetsuits, coolers, storage, equipment and shipping	Norman Wells	\$42,000
3	Ne'Rachten Development Ltd.	Assist with with pre design, schematic, development, construction documents for a hotel with commercial kitchen	Fort Good Hope	\$100,000
3	Tourism Tulita Incorporated	Assist with purchase of biomass boiler for chalets	Tulita	\$64,000
<b>Total South Slave Region</b>				<b>\$235,000</b>
2	Hay River Museum Society	Assist with refurbishment of new exhibits	Hay River	\$95,000
2	Northern Life Museum	Assist with expansion and revitalization of Indigenous Cultural Center and outdoor gallery	Fort Smith	\$26,000
2	Undah Gogha Corporation	Assist with completion of the Telemia Lodge upgrades	Fort Providence	\$114,000
<b>Total</b>				<b>\$1,038,495</b>

## TOURISM SKILLS DEVELOPMENT FUND

**NOTE: No contributions were made under the Tourism Skills Development Fund in 2020-2021. Instead funds were re-directed to COVID-19 relief (see Growth and Recovery Investment in Tourism page 20)**

### Purpose

The skills development fund administers contributions under three program areas:

- Tourism Training Fund
- Business Mentorship
- Youth Mentorship

The purposes of the Tourism Training Fund are to:

- Fund short-term training (less than 12 weeks), which will advance and enhance the NWT tourism industry workers, groups and collectives of workers' capacity to obtain or create employment;
- Provide prospective NWT employers with a better trained tourism labour force;
- Enable NWT youth to acquire skills for employability in the tourism industry;
- Support young and/or inexperienced tourism entrepreneurs towards greater profitability and sustainability.

### Eligibility

- Tourism Business Mentorship – Training or mentoring for businesses or individuals engaged in or employed in the tourism industry in the NWT. This fund is administered by the Canadian Executive Services Organization.
- Tourism Training Fund - Training must be short, formal courses or workshops, and could be via distance education such as correspondence courses, internet or teleconferencing.
- Youth Mentorship for Tourism Program - NWT youth interested in gaining more knowledge of the tourism industry or in being employed in the tourism industry.

### Grant/Contribution

Contribution

### Maximum Amount Available Per Applicant

1. Tourism Training-

- (i) Individual Applications: Maximum two applications per year/applicant. Maximum per application is \$3,000.
- (ii) Tourism Training: Business or Group Applications: Maximum one application per year/business/group. Maximum per application is \$6,000.

2. Tourism Business Mentorship

- (i) Individual applications: maximum \$5,500 per eligible applicant

3. Youth Mentorship:

- (i) Industry awareness applicants: maximum for eligible mentor and mentee \$3,750
- (ii) Path to employment: maximum for eligible mentor and mentee \$7,250

### Program Budget

Total budget is \$50,000 for skills development.

### Program Manager

Tourism and Parks Division

### Policy Authority

Established under authority of Minister of Industry, Tourism and Investment.

### Application Process

Application forms and guidelines for all programs can be found on the ITI website and are available at any ITI regional office or the Headquarters Office in Yellowknife. Applications for the Tourism Training Fund will be accepted at any time, but must be submitted prior to the training start date. Applications will be assessed monthly. Applications for Tourism business Mentorship and for Youth Mentorship are accepted once a year according to a calendar deadline. Completed applications are delivered to ITI's Regional Offices or Headquarters in Yellowknife, who make recommendations for approval.

A business or group who applies for funding must demonstrate that the training falls within the eligibility requirements and that the funding is intended to train more than one staff by a certified instructor. Funding for individuals is intended to support training of single individuals in a set of skills.

## Results Reporting

The Program provided additional support for the tourism industry and its operators, and helped provide services from well-trained individuals in their operations.

The following is the priority list for funding consideration:

1. Valid Tourism Operator License holders,
2. Non-government Visitor Information Centre,
3. Accommodations sector, and
4. Individuals, businesses, collectives, not-for-profit tourism associations or organizations engaged in the tourism sector.

## TOURISM 2025: ROADMAP TO RECOVERY

The GNWT introduced Tourism 2025: Roadmap to Recovery on April 1, 2020.

It is the new five-year plan for the future growth of tourism in the Northwest Territories.

Originally conceived as a Strategy to build upon the success of Tourism 2010, Tourism 2015 and Tourism 2020, it will, in time, address the post-pandemic recovery of the NWT's tourism industry and chart the course towards the revitalization of tourism in the NWT.

Tourism 2025 is an industry-focused investment strategy meant to stimulate economic benefits for tourism operators, tourism businesses and communities.

Its goals are:

- Tourism Recovery;
- Compelling Visitor Experiences;
- Supportive Communities; and
- Strong partnerships

Four strategic priorities will guide and direct resources, programs, and activities through to 2025. They are interconnected and will build upon and support one another to maximize impact. They are:

1. Invest in infrastructure, enhancements to products and services, and the development of new products and services
2. Build capacity among operators and tourism staff through training and mentorship
3. Engage with tourism stakeholders through enhanced communications and marketing efforts; and
4. Gather and report key data, information, and insights to guide and evaluate investments.

For 2020-2021, funding identified for the implementation of Tourism 2025 was re-directed to COVID-19 relief in the Growth and Recovery Investment in Tourism (GRIT) fund (see page 20).

**Table 20: Other Supporting Funding**

Program Detail - Tourism 2020 and Other			
Recipient	Project/Purpose	Region/Community	Amount
<b>Tourism 2020</b>			
NWTT	Ministerial Special Initiatives	Territorial Wide	\$100,000
<b>Convention Bureau</b>			
NWTT	Convention Bureau	Territorial Wide	\$100,000
<b>NWTT Core Funding</b>			
NWTT	Large-Scale Marketing Campaign	Territorial Wide	\$200,000
NWTT	Core Funding	Territorial Wide	\$3,236,000
<b>Other Supported Funding</b>			<b>\$3,636,000</b>
Town of Hay River	Community Tourism Coordinator (CTC)	South Slave/Hay River	\$50,000
Incorporated Hamlet of Tuktoyaktuk	Community Tourism Coordinator (CTC)	Beaufort Delta/Tuktoyaktuk	\$50,000
Łı́ıdlı́ Kúę First Nation	Community Tourism Coordinator (CTC)	Sahtu/Norman Wells	\$50,000
<b>Total CTC</b>			<b>\$150,000</b>
<b>Total</b>			<b>\$3,786,000</b>

# MINERAL AND PETROLEUM RESOURCES

## MINERAL RESOURCES

### MINERAL DEVELOPMENT STRATEGY AND IMPLEMENTATION PLAN AND VARIOUS INITIATIVES

#### Purpose

To provide funding for initiatives which contribute to ensuring the continued growth of the mineral resource industry by either working with industry and making improvements to the NWT regulatory environment, by enhancing Indigenous engagement and capacity and/or by creating a competitive edge.

#### Eligibility

Contributions are open to applications from strategic partners and stakeholders in the mineral sector and support one or more of the strategic pillars set out under the Mineral Development Strategy (MDS) Implementation Plan:

- Creating A Competitive Edge
- Establishing A New Regulatory Environment
- Enhancing Aboriginal Engagement and Capacity
- Promoting Sustainability
- Enriching Workforce Development and Public Awareness

#### Grant/Contribution

Funding is provided through a Contribution Agreement

#### Maximum Amount Available Per Applicant

The maximum amount allocated per applicant varies based on the initiative.

#### Program Budget

Annual allocations are determined through the Department of ITI's appropriation and expenditures. The 2020-2021 budget was \$100,000 for the Aboriginal Capacity Building (ACB) Program and \$30,000 for the Chamber of Mines.

#### Program Manager

Directors of the Mineral and Petroleum Resources Divisions or the NWT Geological Survey; in addition the Manager of Client Service and Community Relations Unit for the ACB Program.

#### Policy Authority

Established under authority of the Minister of Industry, Tourism and Investment through the Financial Management Board.

#### Application Process

Funding is through application to the one of the Program Managers.

#### Results Reporting

Results of funded initiatives are reported by the recipient to the Department of ITI and from the Department through Main Estimates, the annual Grants and Contributions Results Report and may also be included in the annual updating of the MDS Implementation Plan.

**Table 21: Organization Amount Program Details and Description**

Organization Amount Program Details and Description Recipient	Project/Purpose	Amount
NWT and Nunavut Chamber of Mines	<ul style="list-style-type: none"> <li>• Covid-19 Survival &amp; Recovery</li> <li>• Covid-19 Recovery - Emerging Stronger Planning</li> <li>• Mineral Resource Development</li> <li>• Seeking a Benefit retention Approach to Economic Development</li> <li>• Improvements To Raise Investor Confidence In The NWT</li> </ul>	\$120,000
<b>Aboriginal Mineral Development Support Program</b>		<b>\$112,232</b>
Inuvialuit Regional Corporation	Develop Educational Programming to Address the Cvarious Facets of Natural Gas Development	\$19,520
Mine Training Society	Virtual Prospector Trainig Course 3 Development and Delivery	\$47,212
Yellowknives Dene First Nation	To allow Capacity Development in Relation to Mineral Resource Development	\$45,500
Minerals and Petroleum Resources Various	Contributions to support the delivery of prospecting courses and Indigenous Governments and Indigenous Organizations engagement and participation in legislation Development.	\$120,060

## MINING INCENTIVE PROGRAM

### Purpose

To provide funding to prospectors and exploration companies working in the NWT. The Mining Incentive Program (MIP) is intended to stimulate and sustain mineral exploration activities throughout the NWT and reduce the risk associated with grassroots mineral exploration. Exploration is vital to find new discoveries that result in producing mines that provide economic benefits to NWT residents.

### Eligibility

Applicants must be individual prospectors or exploration companies, licensed to operate in the NWT, who propose new exploration projects or are already carrying out NWT mineral exploration work.

### Grant/Contribution

Contribution

### Maximum Amount Available Per Applicant

Prospectors may apply for up to \$25,000 in funding. Mineral exploration companies may apply for up to \$200,000 in funding (up to 50 percent of eligible expenses).

### Program Budget

\$1,000,000 for the 2020-2021 fiscal year.

### Program Manager

Northwest Territories Geological Survey (NTGS).

### Policy Authority

Established under the authority of the Minister of Industry, Tourism and Investment

### Application Process

Application forms and guidelines for the MIP can be found on the ITI and NTGS websites and are also available at any ITI regional office or the NTGS office in Yellowknife.

All submitted applications are delivered to the Program Manager. The MIP regularly receives more applications than it can fund.

An experienced evaluation committee reviews each proposal and decides how funding will be distributed based on ranking criteria to assess the quality of the applications and the merits of the proposed mineral exploration activities. The committee strikes a balance between the amount of funding awarded to successful applicants and the total number of proposals funded. This balance is important in helping to maximize the overall impact of the MIP.

### Results Reporting

Successful applicants are required to submit an interim report in October and a final report in early April of the following year. In addition, the Program Manager requests financial information for subsequent years of the project regardless of whether MIP funding is received or not. This allows the longer-term impact of MIP funding to be assessed.



**Table 22: 2020-21 Mining Incentive Program Recipients, Community and Region**

Recipients	Target Commodity	Region	Amount
Bachynski, Ryan	Gold	North Slave	\$19,038
BNT Gold Resources Ltd.	Gold	North Slave	\$44,123
Cheetah Resources Corp.	REE	North Slave	\$240,000
Fortune Minerals Limited	Gold, Silver, Basemetals	North Slave	\$144,000
Gold Terra Resource Corp.	Gold, Silver, Basemetals	North Slave	\$106,148
Hyden, Drake Robert	Gold	North Slave	\$19,563
Kendrick, Wayne	Gold	North Slave	\$21,250
Mowbray, Arthur	Gold, Basemetals	North Slave	\$20,000
Nickerson, Dave	Gold, Multiple Metals	North Slave	\$9,025
North Arrow Minerals Inc.	Diamonds	North Slave	\$130,000
Pine Point Mining Limited	Lead, Zinc	South Slave	\$47,082
Pons, Florent	Gold	North Slave	\$19,984
Ross, Colin	Gold	North Slave	\$20,000
Smith, Dave	Diamonds	North Slave	\$17,600
St. Pierre, Brayden	Gold	North Slave	\$19,600
StrategX Elements Corp.	Cobalt	North Slave	\$153,000
Suchan, Jared	Diamonds	North Slave	\$20,000
Webb, Dave R	Gold	North Slave	\$22,500
Yakeleya, Danny	Gold	Sahtu	\$21,250
<b>Total Funding Awarded</b>			<b>\$1,094,163</b>

## NWT GEOLOGICAL SURVEY

### VARIOUS CONTRIBUTIONS TO SCIENTIFIC RESEARCH

#### Purpose

NTGS negotiates contributions with various universities to carry out research that mainly addresses NWT geoscience knowledge deficits, mineral and petroleum endowments and potential, and permafrost and landscape changes. This research strategy significantly leverages the expertise, capacity, and scientific productivity of the NTGS.

#### Eligibility

Researchers and students are invited and scientific program is negotiated.

#### Grant/Contribution

Contribution

#### Maximum Amount Available Per Applicant

Typically between \$10,000 - \$75,000 depending on the nature of the research project and the applicant's proposal.

#### Program Budget

Research plans and budgets are set in conjunction with planning the NTGS scientific program for each budget year.

#### Program Manager

Northwest Territories Geological Survey

#### Policy Authority

Established under the authority of the Minister of Industry, Tourism and Investment.

#### Application Process

Qualified researchers are invited based on a match between NTGS needs and the scientific expertise of the researcher or research institution.

#### Results Reporting

Results of funded initiatives are reported by the recipient to the Department of ITI and to the NTGS and may also be included in the annual updating of the MDS Implementation Plan. Scientific findings are regularly published as technical reports through the NTGS publication process.



**Table 23: Expenditures and Results**

NWT Geological Survey - Various	Project/Purpose	Amount
Carleton University	Morphology, provenance, and origin of Canada's longest esker	\$20,000
Dalhousie University	Composition of reaction rims on ilmenite and chromite macrocrysts as an indicator of magmatic fluid in kimberlites, and its role in magma emplacement process and diamond preservation.	\$12,000
Institut National de la recherche	Geothermal Potential of Flooded Underground Mines: Con Mine Study, NT	\$8,000
Laurentian University	Nonacho Basement Rocks study	\$16,100
Mount Royal University	Slave craton detailed regional VMS study	\$25,000
Queen's University	Novel Mining Ideas for the Northwest Territories: Environmental considerations for reprocessing Cantung tailings and extracting REEs from bastnaesite	\$60,260
Saint Mary's University	Support collaborative research on uranium and magnetite mineralization and Cu-AG-(U-Th) mineralization around Nonacho Lake	\$85,850
Simon Fraser University	Support collaborative research on deformation History of the Western Margin of the Rae Craton	\$14,950
Simon Fraser University	Support collaborative research on the effect of post depositional meltwater processes on kimberlite indicator minerals in drift sediments: Implications for diamond exploration	\$16,000
University of Alberta	Support for collaborative research on assessing reservoir quality and establishing a sequence stratigraphic framework of Middle to Upper Devonian Shales of the Central Mackenzie Valley, NT using sedimentology, ichnologic, and geochemical parameters	\$13,672
University of Alberta	Support for collaborative research on characteristics and spatial distribution of geochemical anomalies associated with the Yellowknife Gold and Cantung Tungsten, NT	\$31,970
University of Alberta	Support for collaborative research on copper Isotopes in the Canadian Sub-Cratonic Lithospheric Mantle	\$20,000
University of Alberta	Support for collaborative research on evaluation of Nechalacho High Purity Quartz and Ore-Forming Fluids at Pine Point	\$27,425
University of Alberta	Support for collaborative research on Nonacho Basement Rocks study	\$11,500
University of British Columbia	Support for collaborative research on kimberlite discovery under cover with microbial analysis	\$30,000
University of Calgary	Support for collaborative research on thermal evolution of phanerozoic sediments of the southern NWT	\$43,975
University of Regina	Support for collaborative research on hill Island/Waugh Lake assemblages project	\$6,325
University of Waterloo	Support for collaborative research on impact of multiple ice flow directions on indicator mineral dispersal.	\$6,000
Wilfrid Laurier University	Support for hydrothermal Regime of riparian and stream corridors research	\$32,500
<b>Grand Total</b>		<b>\$481,527</b>





# **APPENDIX A**

## **SEED 2020-2021 DETAIL**

# APPENDIX A: Support For Entrepreneur And Economic Development Policy Industry, Tourism and Investment 2020-2021

Beaufort Delta					
Unique	Overall	Region	Business Name	Community	Total \$ Disbursed
1	1	1	Akhiatak, Irene	Ulukhaktok	\$802
2	2	2	Akoakhion, Laura	Ulukhaktok	\$1,333
3	3	3	Akoakhion, Mary Okok	Aklavik	\$2,478
4	4	4	Alanak, Anita	Ulukhaktok	\$1,862
5	5	5	Alexie, Connie Marie	Fort McPherson	\$1,000
6	6	6	Alexie, Shirley	Fort McPherson	\$1,000
7	7	7	Allen, Patricia	Inuvik	\$1,000
8	8	8	Archie, Ella	Aklavik	\$2,402
9	9	9	Arctic Chalet Ltd.	Inuvik	\$7,500
10	10	10	Blake, Ashley	Inuvik	\$963
11	11	11	Blake, Darby (o/a JMB Contracting)	Tsiigehtchic	\$21,030
12	12	12	Blake, Karlyn JA	Aklavik	\$4,962
13	13	13	Blake, Sasha	Tsiigehtchic	\$3,938
14	14	14	Canadian Quest Logistics Inc.	Inuvik	\$7,500
15	15	15	Charlie, Courtney Andrea	Aklavik	\$5,000
16	16	16	Charter Community of Tsiigehtchic	Tsiigehtchic	\$7,874
17	17	17	Cockney, Catherine	Inuvik	\$1,000
18	18	18	Cockney, Darlene	Inuvik	\$774
19	19	19	Cockney, Julia	Tuktoyaktuk	\$1,228
20	20	20	Community Garden Society of Inuvik	Inuvik	\$20,500
21	21	21	Day, Esther	Inuvik	\$2,549
22	22	22	DeKwant, Karis	Inuvik	\$4,013
23	23	23	Dimaano, Juliet	Inuvik	\$1,000
24	24	24	Edwards, Brook	Aklavik	\$1,078
25	25	25	Elias, Zarah-Lynn G.	Fort McPherson	\$1,000
-	26	26	Elias, Zarah-Lynn G.	Fort McPherson	\$2,251
26	27	27	Francey, Judy	Inuvik	\$5,000
27	28	28	Francis, Agnes	Fort McPherson	\$1,000
28	29	29	Francis, Rose Anne	Inuvik	\$519
29	30	30	Gordon, Annie	Aklavik	\$1,400
30	31	31	Gordon, Danny (Daniel) C.	Aklavik	\$3,114
31	32	32	Great Northern Arts Festival Society	Inuvik	\$20,000
32	33	33	Guevara, Arthur (o/a Beeboothography Digital Services)	Inuvik	\$11,659
33	34	34	Illasiak, Shelley	Paulatuk	\$1,350
34	35	35	Jerome-Vittrekwa, Elizabeth	Fort McPherson	\$1,000
35	36	36	Joss, Celine	Ulukhaktok	\$1,844

	Program	Category	Primary Sector
	Micro-Business	Tools, Equipment and Raw Materials	Arts and Crafts
	Micro-Business	Tools, Equipment and Raw Materials	Arts and Crafts
	Micro-Business	Tools, Equipment and Raw Materials	Arts and Crafts
	Micro-Business	Tools, Equipment and Raw Materials	Arts and Crafts
	Micro-Business	COVID19 - PPE Materials and Assembly	Arts and Crafts
	Micro-Business	COVID19 - PPE Materials and Assembly	Arts and Crafts
	Micro-Business	COVID19 - PPE Materials and Assembly	Arts and Crafts
	Micro-Business	Tools, Equipment and Raw Materials	Arts and Crafts
	Entrepreneur Support	COVID19 - PPE Materials and Assembly	Travel and Tourism
	Micro-Business	Tools, Equipment and Raw Materials	Arts and Crafts
	Entrepreneur Support	Asset Acquisition	Construction
	Micro-Business	Tools, Equipment and Raw Materials	Arts and Crafts
	Micro-Business	Other Self-Employment	Accommodation and Food Services
	Entrepreneur Support	COVID19 - Bookkeeping Support	Professional, Scientific and Technical Services
	Micro-Business	Tools, Equipment and Raw Materials	Arts and Crafts
	Community Economic Development	Develop Infrastructure	Construction
	Micro-Business	COVID19 - PPE Materials and Assembly	Arts and Crafts
	Micro-Business	Tools, Equipment and Raw Materials	Arts and Crafts
	Micro-Business	Tools, Equipment and Raw Materials	Arts and Crafts
	Sector Support	Sector Research Support	Agriculture
	Micro-Business	Tools, Equipment and Raw Materials	Arts and Crafts
	Micro-Business	Other Self-Employment	Accommodation and Food Services
	Micro-Business	COVID19 - PPE Materials and Assembly	Arts and Crafts
	Micro-Business	Tools, Equipment and Raw Materials	Arts and Crafts
	Micro-Business	COVID19 - PPE Materials and Assembly	Arts and Crafts
	Micro-Business	Tools, Equipment and Raw Materials	Arts and Crafts
	Micro-Business	Other Self-Employment	Traditional Harvesting
	Micro-Business	COVID19 - PPE Materials and Assembly	Arts and Crafts
	Micro-Business	Tools, Equipment and Raw Materials	Arts and Crafts
	Micro-Business	Tools, Equipment and Raw Materials	Arts and Crafts
	Micro-Business	Tools, Equipment and Raw Materials	Arts and Crafts
	Community Economic Development	Community Events	Arts and Crafts
	Entrepreneur Support	SEED - ES Marketing & Product Development	Other Services
	Micro-Business	Tools, Equipment and Raw Materials	Arts and Crafts
	Micro-Business	COVID19 - PPE Materials and Assembly	Arts and Crafts
	Micro-Business	Tools, Equipment and Raw Materials	Arts and Crafts

36	37	37	Kataoyak, Effie	Ulukhaktok	\$1,645
37	38	38	Katigakyok, Catherine	Tuktoyaktuk	\$1,000
38	39	39	Keevik, Melanie	Tuktoyaktuk	\$2,896
39	40	40	Kikoak, Courtney	Tuktoyaktuk	\$1,162
40	41	41	Kitekudlak, Michelle May	Ulukhaktok	\$3,346
41	42	42	Klengenberg, Laverna	Ulukhaktok	\$1,079
41	43	43	Kudlak, Mary	Ulukhaktok	\$2,740
43	44	44	Lange, Karin	Inuvik	\$707
43	45	45	Loreen, Caroline J.	Tuktoyaktuk	\$1201
45	46	46	Gordon, Margaret E.	Inuvik	\$1,000
46	47	47	Blake, Mary Carol	Inuvik	\$1,000
47	48	48	Memogana, Roberta	Inuvik	\$1,262
48	49	49	MGM Bus Services Ltd.	Inuvik	\$4,752
49	50	50	Nasogaluak, Aaron	Inuvik	\$4,441
50	51	51	Nasogaluak, Josephine	Tuktoyaktuk	\$2,137
51	52	52	Natsie, Mary J.	Inuvik	\$3,150
52	53	53	Nigiyok, Louise E.	Ulukhaktok	\$2,500
53	54	54	Nigiyok, Mary Jane	Ulukhaktok	\$3,527
54	55	55	Notaina, Margaret	Ulukhaktok	\$1,188
55	56	56	Nuttall, Elizabeth E.	Tuktoyaktuk	\$1,334
56	57	57	Ogina, Caitlin	Ulukhaktok	\$1,128
57	58	58	Okheena, Denise	Ulukhaktok	\$1,899
58	59	59	Okheena, Justine	Ulukhaktok	\$2,099
59	60	60	Ovayuak, Marjorie	Tuktoyaktuk	\$1,000
60	61	61	Pettersen, Marlene	Inuvik	\$3,928
61	62	62	Raddi, Deborah	Tuktoyaktuk	\$1,883
62	63	63	Raddi, Gail	Inuvik	\$4,000
63	64	64	Raddi, Roxanne	Inuvik	\$1,000
64	65	65	Raddi, Sherene	Inuvik	\$3,957
65	66	66	Rogers, Dennis	Inuvik	\$5,000
66	67	67	Ross, Sallie	Inuvik	\$1,000
67	68	68	Ruben, Sharon	Paulatuk	\$263
68	69	69	Sachs Harbour Community Corporation	Sachs Harbour	\$9,499
69	70	70	Semple, Ashton	Aklavik	\$3181
70	71	71	Semple, Caroline	Inuvik	\$4,800
71	72	72	Shiloh Ltd.	Inuvik	\$15,000
72	73	73	Snowshoe, Gregory William	Fort McPherson	\$2,605
73	74	74	Steen Enterprises Ltd.	Tuktoyaktuk	\$7,500
74	75	75	Stewart, Ida B	Inuvik	\$3,179
75	76	76	Town of Inuvik	Inuvik	\$52,377
76	77	77	Tuktoyaktuk Development Corporation	Tuktoyaktuk	\$14,150
77	78	78	Tundra North Tours Ltd.	Inuvik	\$7,500
78	79	79	Turner, Maidie-Anne	Inuvik	\$4,116

Micro-Business	Tools, Equipment and Raw Materials	Arts and Crafts
Micro-Business	COVID19 - PPE Materials and Assembly	Arts and Crafts
Micro-Business	Tools, Equipment and Raw Materials	Arts and Crafts
Micro-Business	Tools, Equipment and Raw Materials	Arts and Crafts
Micro-Business	Tools, Equipment and Raw Materials	Arts and Crafts
Micro-Business	Tools, Equipment and Raw Materials	Arts and Crafts
Micro-Business	Tools, Equipment and Raw Materials	Arts and Crafts
Micro-Business	Tools, Equipment and Raw Materials	Arts and Crafts
Micro-Business	Tools, Equipment and Raw Materials	Arts and Crafts
Micro-Business	COVID19 - PPE Materials and Assembly	Arts and Crafts
Micro-Business	COVID19 - PPE Materials and Assembly	Arts and Crafts
Micro-Business	Tools, Equipment and Raw Materials	Arts and Crafts
Entrepreneur Support	COVID19 - Bookkeeping Support	Other Services
Micro-Business	Other Self-Employment	Other Services
Micro-Business	Tools, Equipment and Raw Materials	Arts and Crafts
Micro-Business	Tools, Equipment and Raw Materials	Arts and Crafts
Micro-Business	Tools, Equipment and Raw Materials	Arts and Crafts
Micro-Business	Tools, Equipment and Raw Materials	Arts and Crafts
Micro-Business	Tools, Equipment and Raw Materials	Arts and Crafts
Micro-Business	Tools, Equipment and Raw Materials	Arts and Crafts
Micro-Business	Tools, Equipment and Raw Materials	Arts and Crafts
Micro-Business	Tools, Equipment and Raw Materials	Arts and Crafts
Micro-Business	Tools, Equipment and Raw Materials	Arts and Crafts
Micro-Business	COVID19 - PPE Materials and Assembly	Arts and Crafts
Micro-Business	Other Self-Employment	Other Services
Micro-Business	Tools, Equipment and Raw Materials	Arts and Crafts
Micro-Business	Tools, Equipment and Raw Materials	Arts and Crafts
Micro-Business	COVID19 - PPE Materials and Assembly	Arts and Crafts
Micro-Business	Other Self-Employment	Other Services
Micro-Business	Tools, Equipment and Raw Materials	Arts and Crafts
Micro-Business	Tools, Equipment and Raw Materials	Arts and Crafts
Micro-Business	COVID19 - PPE Materials and Assembly	Arts and Crafts
Micro-Business	Other Self-Employment	Other Services
Micro-Business	Tools, Equipment and Raw Materials	Other Services
Micro-Business	COVID19 - PPE Materials and Assembly	Arts and Crafts
Micro-Business	Tools, Equipment and Raw Materials	Arts and Crafts
Community Economic Development	Community Events	Travel and Tourism
Micro-Business	Tools, Equipment and Raw Materials	Arts and Crafts
Micro-Business	Tools, Equipment and Raw Materials	Arts and Crafts
Sector Support	Capital Expansion Incentive	Retail Trade
Micro-Business	Tools, Equipment and Raw Materials	Traditional Harvesting
Entrepreneur Support	COVID19 - Bookkeeping Support	Other Services
Micro-Business	Tools, Equipment and Raw Materials	Arts and Crafts
Strategic Investment	Strategic Investment	Public Administration
Community Economic Development	Develop Infrastructure	Travel and Tourism
Entrepreneur Support	COVID19 - Bookkeeping Support	Travel and Tourism
Micro-Business	Tools, Equipment and Raw Materials	Arts and Crafts

79	80	80	Verbonac, Marty (o/a Firewalker NT)	Inuvik	\$1,350
80	81	81	Wolki, Brianna	Paulatuk	\$2,450
81	82	82	Wolki, Emma Cynthia	Tuktoyaktuk	\$3,996
82	83	83	Wolki, Georgina	Paulatuk	\$2,786
80	84	84	Robert, Kristen	Paulatuk	\$716
84	85	85	Wright, Lillian	Inuvik	\$1,975

**\$359,327****Deh Cho**

Unique	Overall	Region	Business Name	Community	Total \$ Disbursed
85	86	1	506444 NWT Ltd (o/a Pandaville Restaurant)	Fort Simpson	\$23,835
86	87	2	507498 NWT Ltd.	Fort Simpson	\$25,000
87	88	3	5988 NWT Ltd. (o/a Ice Breaker Lounge)	Fort Simpson	\$7,500
88	89	4	6281 NWT Ltd. (o/a Unity Store)	Fort Simpson	\$10,992
89	90	5	6395 NT Inc.	Fort Simpson	\$6,817
90	91	6	ADK Holdings Ltd.	Fort Liard	\$21,491
91	92	7	Antoine, Ronald D. (o/a Double "A" Ventures)	Fort Simpson	\$9,181
92	93	8	Bellefontaine, Troy (o/a Beauty Mark)	Fort Simpson	\$8,795
93	94	9	Bertrand, Floyd (o/a Sahcho Transport)	Fort Liard	\$22,221
94	95	10	Bradbury Services Ltd.	Fort Simpson	\$25,000
-	96	11	Bradbury Services Ltd.	Fort Simpson	\$7,500
95	97	12	Cable, Russell (o/a Rusty Cable's Towing)	Fort Simpson	\$25,000
96	98	13	Cox, Mary (o/a Falling Tree Productions)	Fort Simpson	\$3,268
-	99	14	Cox, Mary (o/a Falling Tree Productions)	Fort Simpson	\$1,260
97	100	15	Dehcho Regional Helicopters LP	Fort Simpson	\$6,316
98	101	16	Denethlon, Johnny	Fort Simpson	\$5,000
99	102	17	Ehmbee Ltd.	Fort Simpson	\$1,233
100	103	18	Figure 8 Limited	Fort Simpson	\$7,500
101	104	19	Fort Simpson Recreation Society	Fort Simpson	\$24,042
102	105	20	Granny's Suites & Rentals Ltd.	Fort Simpson	\$25,000
103	106	21	Hardisty, Elizabeth Percy	Fort Simpson	\$1,000
104	107	22	Head of the Line Services Ltd.	Fort Simpson	\$7,500
105	108	23	Jackpine Paddle Inc.	Fort Simpson	\$7,500
106	109	24	Jumbo, Dolphus	Trout Lake	\$5,000
107	110	25	Jumbo, Victor	Trout Lake	\$3,769
108	111	26	Kiwi Electric Ltd.	Fort Simpson	\$6,787
109	112	27	Konisenta, Roxanne (o/a Roxy's Takeout)	Nahanni Butte	\$13,520
-	113	28	Konisenta, Roxanne (o/a Roxy's Takeout)	Nahanni Butte	\$13,894
110	114	29	Lamalice, Valerie	Trout Lake	\$3,189
111	115	30	Letcher, Loyal (o/a Liidlil Kue Cottage Rentals)	Fort Simpson	\$25,000
112	116	31	Liard Valley General Store and Motel Ltd.	Fort Liard	\$10,501
-	117	32	Liard Valley General Store and Motel Ltd.	Fort Liard	\$17,772



	Entrepreneur Support	COVID19 - Bookkeeping Support	Other Services
	Micro-Business	Tools, Equipment and Raw Materials	Arts and Crafts
	Micro-Business	Tools, Equipment and Raw Materials	Arts and Crafts
	Micro-Business	Tools, Equipment and Raw Materials	Other Services
	Micro-Business	Tools, Equipment and Raw Materials	Arts and Crafts
	Micro-Business	Tools, Equipment and Raw Materials	Arts and Crafts

	Program	Category	Primary Sector
	Entrepreneur Support	Start-Up Funding	Accommodation and Food Services
	Entrepreneur Support	Start-Up Funding	Business Services
	Entrepreneur Support	COVID19 - Bookkeeping Support	Accommodation and Food Services
	Entrepreneur Support	Asset Acquisition	Retail Trade
	Entrepreneur Support	COVID19 - Bookkeeping Support	Management of Companies and Enterprises
	Entrepreneur Support	Asset Acquisition	Business Services
	Entrepreneur Support	Start-Up Funding	Travel and Tourism
	Entrepreneur Support	Marketing and Product Development	Other Services
	Entrepreneur Support	Start-Up Funding	Business Services
	Entrepreneur Support	Asset Acquisition	Business Services
	Entrepreneur Support	COVID19 - Bookkeeping Support	Construction
	Entrepreneur Support	Asset Acquisition	Transportation and Warehousing
	Entrepreneur Support	Film Development and Production	Film
	Entrepreneur Support	COVID19 - Bookkeeping Support	Film
	Entrepreneur Support	Marketing and Product Development	Travel and Tourism
	Micro-Business	Tools, Equipment and Raw Materials	Other Services
	Entrepreneur Support	Asset Acquisition	Accommodation and Food Services
	Entrepreneur Support	COVID19 - Bookkeeping Support	Accommodation and Food Services
	Entrepreneur Support	Asset Acquisition	Entertainment and Recreation
	Entrepreneur Support	Asset Acquisition	Accommodation and Food Services
	Micro-Business	COVID19 - PPE Materials and Assembly	Arts and Crafts
	Entrepreneur Support	COVID19 - Bookkeeping Support	Arts and Crafts
	Entrepreneur Support	Marketing and Product Development	Business Services
	Micro-Business	Tools, Equipment and Raw Materials	Traditional Harvesting
	Micro-Business	Tools, Equipment and Raw Materials	Arts and Crafts
	Entrepreneur Support	COVID19 - Bookkeeping Support	Construction
	Entrepreneur Support	Start-Up Funding	Accommodation and Food Services
	Entrepreneur Support	Asset Acquisition	Accommodation and Food Services
	Micro-Business	Tools, Equipment and Raw Materials	Arts and Crafts
	Entrepreneur Support	Start-Up Funding	Travel and Tourism
	Entrepreneur Support	Asset Acquisition	Retail Trade
	Entrepreneur Support	Asset Acquisition	Retail Trade

-	118	33	Liard Valley General Store and Motel Ltd.	Fort Liard	\$7,500
113	119	34	Liidlil Kue First Nation	Fort Simpson	\$8,030
114	120	35	Menacho, Fred P.	Fort Simpson	\$5,000
115	121	36	McLeod, Preston (o/a Ndeh Nezu Ketsendih)	Fort Simpson	\$24,538
116	122	37	McLeod, Preston (o/a Ndeh Nezu Ketsendih)	Fort Simpson	\$25,000
-	123	38	McLeod, Preston (o/a Ndeh Nezu Ketsendih)	Fort Simpson	\$25,000
117	124	39	Nogha Enterprises Ltd.	Wrigley	\$25,000
118	125	40	North Star Adventures Ltd.	Nahanni Butte	\$9,425
119	126	41	Open Doors Society	Nahanni Butte	\$12,085
120	127	42	P.R. Contracting Ltd.	Fort Simpson	\$25,000
121	128	43	Pearson, James (o/a James Pearson Contracting)	Nahanni Butte	\$23,996
122	129	44	Sambaa K'e Development Corporation Ltd.	Trout Lake	\$75,000
-	130	45	Sambaa K'e Development Corporation Ltd.	Trout Lake	\$30,000
-	131	46	Sambaa K'e Development Corporation Ltd.	Trout Lake	\$7,500
123	132	47	Sibbeston, Randy (o/a Midnight Sun Growers)	Fort Simpson	\$4,451
124	133	48	Tsetso, Dahti	Fort Simpson	\$2,806

**\$692,714**

North Slave					
Unique	Overall	Region	Business Name	Community	Total \$ Disbursed
125	134	1	1190879 Alberta Ltd. o/a Gold Range Hotel	Yellowknife	\$7,500
126	135	2	4720 NWT Ltd. (o/a Aurora Village)	Yellowknife	\$6,195
-	136	3	4720 NWT Ltd. (o/a Aurora Village)	Yellowknife	\$50,000
127	137	4	503758 NWT Ltd. (o/a Bullocks Bistro)	Yellowknife	\$2,240
-	138	5	503758 NWT Ltd. (o/a Bullocks Bistro)	Yellowknife	\$7,000
128	139	6	507044 NWT Ltd.	Yellowknife	\$4,475
129	140	7	507063 NWT Ltd. (o/a Harleys Hardrock Saloon)	Yellowknife	\$7,500
130	141	8	507299 NWT Ltd.	Yellowknife	\$7,500
131	142	9	507323 N.W.T. Ltd.	Yellowknife	\$7,500
132	143	10	5193 NWT Ltd. (o/a For Women Only)	Yellowknife	\$1,080
133	144	11	62 Degrees North Inc.	Yellowknife	\$25,000
134	145	12	872312 NWT Ltd (o/a Quality Furniture)	Yellowknife	\$7,300
135	146	13	994425 NWT Ltd. (o/a For Men Only)	Yellowknife	\$864
136	147	14	Adanac Management Ltd.	Yellowknife	\$450
137	148	15	Alietum Ltd.	Yellowknife	\$25,000
-	149	16	Alietum Ltd.	Yellowknife	\$3,657
138	150	17	Artless Collective Inc.	Yellowknife	\$25,000
-	151	18	Artless Collective Inc.	Yellowknife	\$4,550
139	152	19	Aurora Geosciences Ltd.	Yellowknife	\$1,926
140	153	20	Aurora Wonderland Tours Inc.	Yellowknife	\$50,000

Entrepreneur Support	COVID19 - Bookkeeping Support	Retail Trade
Community Economic Development	Community Events	Film
Micro-Business	Tools, Equipment and Raw Materials	Traditional Harvesting
Entrepreneur Support	Asset Acquisition	Forestry and Logging
Community Economic Development	Access to Business Information	Public Administration
Entrepreneur Support	Start-Up Funding	Public Administration
Entrepreneur Support	Asset Acquisition	Construction
Entrepreneur Support	Marketing and Product Development	Travel and Tourism
Community Economic Development	Community Events	Educational Services
Entrepreneur Support	Asset Acquisition	Manufacturing
Entrepreneur Support	Asset Acquisition	Construction
Strategic Investment	Strategic Investment	Public Administration
Entrepreneur Support	Start-Up Funding	Travel and Tourism
Entrepreneur Support	COVID19 - Bookkeeping Support	Public Administration
Entrepreneur Support	Asset Acquisition	Agriculture
Entrepreneur Support	Asset Acquisition	Professional, Scientific and Technical Services

Program	Category	Primary Sector
Entrepreneur Support	COVID19 - Bookkeeping Support	Accommodation and Food Services
Entrepreneur Support	COVID19 - Bookkeeping Support	Travel and Tourism
Entrepreneur Support	COVID19 - Bookkeeping Support	Travel and Tourism
Entrepreneur Support	Marketing and Product Development	Manufacturing
Entrepreneur Support	Operational Support	Manufacturing
Entrepreneur Support	COVID19 - PPE Materials and Assembly	Accommodation and Food Services
Entrepreneur Support	COVID19 - Bookkeeping Support	Entertainment and Recreation
Entrepreneur Support	COVID19 - Bookkeeping Support	Travel and Tourism
Entrepreneur Support	COVID19 - Bookkeeping Support	Travel and Tourism
Entrepreneur Support	COVID19 - Bookkeeping Support	Retail Trade
Entrepreneur Support	Marketing and Product Development	Health Care and Social Assistance
Entrepreneur Support	COVID19 - Business Pivot Support	Retail Trade
Entrepreneur Support	COVID19 - Bookkeeping Support	Retail Trade
Entrepreneur Support	COVID19 - Bookkeeping Support	Professional, Scientific and Technical Services
Entrepreneur Support	Marketing and Product Development	Professional, Scientific and Technical Services
Entrepreneur Support	COVID19 - Bookkeeping Support	Professional, Scientific and Technical Services
Entrepreneur Support	Marketing and Product Development	Film
Entrepreneur Support	Film Service Marketing	Film
Micro-Business	COVID19 - PPE Materials and Assembly	Mining and Mineral Exploration
Micro-Business	COVID19 - Operational Support	Travel and Tourism

141	154	21	B. Dene Adventures Inc.	Yellowknife	\$25,000
-	155	22	B. Dene Adventures Inc.	Dettah	\$750
142	156	23	Bachynski, Ryan	Yellowknife	\$5,000
143	157	24	Bella Dance Academy Inc.	Yellowknife	\$5,500
144	158	25	Birchwood Coffee Ko Ltd.	Yellowknife	\$5,400
145	159	26	Boreal Cultivation Inc.	Yellowknife	\$25,000
-	160	27	Boreal Cultivation Inc.	Yellowknife	\$5,850
146	161	28	Braden, Carmen (o/a Black Ice Sound)	Yellowknife	\$22,270
147	162	29	Break Away Fitness Ltd.	Yellowknife	\$2,420
-	163	30	Break Away Fitness Ltd.	Yellowknife	\$5,535
148	164	31	Bush Order Provisions Ltd.	Yellowknife	\$7,300
149	165	32	Cetana Neuropathy Ltd.	Yellowknife	\$9,000
150	166	33	Charlo, Boniface (o/a Backcountry Wood Cutters)	Dettah	\$3,800
151	167	34	Cimon, Maxime (o/a CG Systems)	Yellowknife	\$6,637
152	168	35	Cleary, Sarah	Yellowknife	\$2,000
153	169	36	CloudWorks Capital Corp.	Yellowknife	\$5,000
154	170	37	Colas, Lisa	Yellowknife	\$3,000
156	171	38	Copper House Eatery + Lounge Inc.	Yellowknife	\$25,000
157	172	39	Copper Quartz Media Inc.	Yellowknife	\$5,000
158	173	40	Dene Wellness Warriors	Yellowknife	\$15,000
159	174	41	Desjardins, Meagan (o/a Etandah Organic Day Spa)	Yellowknife	\$4,589
160	175	42	Deton Cho Corporation	Dettah	\$75,000
-	176	43	Deton Cho Corporation	N'Dilo	\$25,000
161	177	44	Doctor, Dominic (o/a Dehk'e Enterprise)	Behchokq	\$18,000
-	178	45	Doctor, Dominic (o/a Dehk'e Enterprise)	Behchokq	\$3,116
162	179	46	Dragon Toner Law Office LLP	Yellowknife	\$2,140
163	180	47	DRW & Associates Ltd.	Yellowknife	\$7,500
164	181	48	Drybones, Daniel	Behchokq	\$3,000
164	182	49	Drybones, Victoria	Behchokq	\$3,000
166	183	50	Dube, Bernard (o/a AGI Driving School)	Yellowknife	\$5,850
167	184	51	Dunrite Cleenitors 2000 Ltd.	Yellowknife	\$7,500
168	185	52	Embleton, Faith	Yellowknife	\$1,000
169	186	53	Enodah Wilderness Travel Ltd.	N'Dilo	\$10,000
170	187	54	Enzoe, Ron	Łutselk'e	\$3,000
171	188	55	Erasmus, Guy (o/a AuroraTours.net)	Yellowknife	\$14,206
172	189	56	Erasmus-Zoe, Violet	Behchokq	\$5,000
173	190	57	Evans, Alice	N'Dilo	\$4,250
174	191	58	Evans, Lesley	N'Dilo	\$4,127
175	192	59	F.C. Services Ltd.	Behchokq	\$5,000
176	193	60	Fennell, Cody (o/a Cody Fennell Design)	Yellowknife	\$3,564
177	194	61	Foliot, Anthony (o/a Snow King Winter Festival)	Yellowknife	\$14,210
178	195	62	Folk on the Rocks Music Festival	Yellowknife	\$10,000

Entrepreneur Support	COVID19 - Business Pivot Support	Travel and Tourism
Business Intelligence and Networking	SEED - Business Intelligence & Networking	Travel and Tourism
Micro-Business	Other Self-Employment	Arts and Crafts
Entrepreneur Support	COVID19 - Business Pivot Support	Entertainment and Recreation
Entrepreneur Support	COVID19 - Bookkeeping Support	Retail Trade
Entrepreneur Support	Start-Up Funding	Agriculture
Entrepreneur Support	COVID19 - Bookkeeping Support	Agriculture
Entrepreneur Support	COVID19 - Business Pivot Support	Arts and Crafts
Entrepreneur Support	COVID19 - Business Pivot Support	Entertainment and Recreation
Entrepreneur Support	COVID19 - Bookkeeping Support	Entertainment and Recreation
Entrepreneur Support	Start-Up Funding	Agriculture
Entrepreneur Support	Start-Up Funding	Health Care and Social Assistance
Entrepreneur Support	Asset Acquisition	Forestry and Logging
Entrepreneur Support	COVID19 - Bookkeeping Support	Professional, Scientific and Technical Services
Micro-Business	Tools, Equipment and Raw Materials	Arts and Crafts
Entrepreneur Support	Start-Up Funding	Entertainment and Recreation
Micro-Business	Tools, Equipment and Raw Materials	Arts and Crafts
Entrepreneur Support	COVID19 - Business Pivot Support	Accommodation and Food Services
Entrepreneur Support	Film Sponsorship	Film
Entrepreneur Support	COVID19 - Business Pivot Support	Professional, Scientific and Technical Services
Entrepreneur Support	COVID19 - Bookkeeping Support	Other Services
Entrepreneur Support	Start-Up Funding	Entertainment and Recreation
Community Economic Development	Plans and Planning	Business Services
Entrepreneur Support	Operational Support	Transportation and Warehousing
Entrepreneur Support	COVID19 - Bookkeeping Support	Travel and Tourism
Entrepreneur Support	COVID19 - PPE Materials and Assembly	Professional, Scientific and Technical Services
Entrepreneur Support	COVID19 - Bookkeeping Support	Other Services
Micro-Business	Tools, Equipment and Raw Materials	Forestry and Logging
Micro-Business	Tools, Equipment and Raw Materials	Arts and Crafts
Entrepreneur Support	COVID19 - Bookkeeping Support	Educational Services
Entrepreneur Support	COVID19 - Bookkeeping Support	Other Services
Micro-Business	COVID19 - PPE Materials and Assembly	Arts and Crafts
Entrepreneur Support	Marketing and Product Development	Travel and Tourism
Micro-Business	Tools, Equipment and Raw Materials	Arts and Crafts
Entrepreneur Support	COVID19 - Business Pivot Support	Travel and Tourism
Micro-Business	Tools, Equipment and Raw Materials	Forestry and Logging
Micro-Business	Tools, Equipment and Raw Materials	Arts and Crafts
Micro-Business	Tools, Equipment and Raw Materials	Arts and Crafts
Micro-Business	Tools, Equipment and Raw Materials	Business Services
Micro-Business	Other Self-Employment	Entertainment and Recreation
Community Economic Development	Community Events	Entertainment and Recreation
Community Economic Development	Community Events	Entertainment and Recreation

179	196	63	Food for the Rest of Us Ltd.	Yellowknife	\$4,000
-	197	64	Food for the Rest of Us Ltd.	Yellowknife	\$6,000
180	198	65	Fowler, Andrea	Dettah	\$2,900
181	199	66	Gallery of the Midnight Sun Ltd.	Yellowknife	\$2,727
-	200	67	Gallery of the Midnight Sun Ltd.	Yellowknife	\$3,546
182	201	68	Gon, John (o/a First North Productions)	Yellowknife	\$9,500
183	202	69	Great Slave Bottling Company Ltd.	Yellowknife	\$75,000
184	203	70	Great Slave Fish Products Limited	Yellowknife	\$7,500
185	204	71	Great Slave Helicopters 2018 Ltd.	Yellowknife	\$15,000
186	205	72	Ha, Thuy (o/a Thanh Dat Clothing and Gift Shop)	Yellowknife	\$1,000
187	206	73	Hawkins, Robert (o/a APEX Property Management)	Yellowknife	\$7,500
188	207	74	Hearne Lake Operations Ltd.	Yellowknife	\$11,882
-	208	75	Hearne Lake Operations Ltd.	Yellowknife	\$2,835
189	209	76	Henry, Charlotte (o/a Henry Design Build Live)	Yellowknife	\$5,530
-	210	77	Henry, Charlotte (o/a Henry Design Build Live)	Yellowknife	\$6,507
190	211	78	Hollingshead, Jehova	Yellowknife	\$10,990
191	212	79	Horizon Geospatial Solutions Inc.	Yellowknife	\$5,000
192	213	80	Jackpine Paddle Inc.	Yellowknife	\$10,000
-	214	81	Jackpine Paddle Inc.	Whati	\$7,110
193	215	82	James Company Limited	Yellowknife	\$15,980
194	216	83	Just Furs Ltd.	Yellowknife	\$5,000
195	217	84	Kate Covello (o/a Kate Covello Yoga:Land and Heart	Yellowknife	\$5,000
196	218	85	Kellett Communications Ltd.	Yellowknife	\$14,700
-	219	86	Kellett Communications Ltd.	Wekweeti	\$5,000
197	220	87	Kodzin, Noella	Behchokq̃	\$1,325
198	221	88	Kotchilea, Roxanne	Yellowknife	\$2,000
199	222	89	Lac La Martre Adventures	Yellowknife	\$25,000
200	223	90	Lahey, Wendy (o/a Lahey Consulting)	Yellowknife	\$7,604
201	224	91	Lake Awry Promotional Products Ltd.	Yellowknife	\$3,186
202	225	92	Lampi-Legaree, Shawna (o/a Dancing Raven Studio)	Yellowknife	\$3,500
203	226	93	Lang, Becky (o/a NWT's Finest)	Yellowknife	\$567
204	227	94	Laughing Lichen Wildcrafted Herb & Tea	Łutselk'e	\$3,187
205	228	95	Łutsël K'é Dene First Nation	Łutselk'e	\$5,000
-	229	96	Łutsël K'é Dene First Nation	Łutselk'e	\$25,000
206	230	97	Łutsël K'é Dene Lodges GP Inc.	Yellowknife	\$24,000
207	231	98	Mack, Leela (o/a Diva Sound Records)	Yellowknife	\$12,280
208	232	99	Makerspace YK	Yellowknife	\$25,000
209	233	100	Makletzoff, Natalie	Yellowknife	\$3,000
210	234	101	Mantla, Eileen	Gameti	\$2,785
211	235	102	MDBC Holdings Ltd.	Yellowknife	\$7,500
212	236	103	MJ's Express Services Ltd.	Yellowknife	\$2,250
213	237	104	N.E Thing Trading Inc. (o/a Bottomline P.R. Company)	Yellowknife	\$10,000



Entrepreneur Support	Film Sponsorship	Film
Entrepreneur Support	Film Sponsorship	Film
Micro-Business	Tools, Equipment and Raw Materials	Arts and Crafts
Community Economic Development	COVID19 - PPE Materials and Assembly	Retail Trade
Entrepreneur Support	COVID19 - Bookkeeping Support	Retail Trade
Entrepreneur Support	Asset Acquisition	Professional, Scientific and Technical Services
Strategic Investment	Strategic Investment	Accommodation and Food Services
Entrepreneur Support	COVID19 - Bookkeeping Support	Fisheries
Entrepreneur Support	COVID19 - PPE Materials and Assembly	Transportation and Warehousing
Micro-Business	COVID19 - PPE Materials and Assembly	Other Services
Entrepreneur Support	COVID19 - Bookkeeping Support	Real Estate and Rental and Leasing
Entrepreneur Support	COVID19 - Business Pivot Support	Travel and Tourism
Entrepreneur Support	COVID19 - Bookkeeping Support	Travel and Tourism
Entrepreneur Support	COVID19 - Business Pivot Support	Retail Trade
Entrepreneur Support	COVID19 - Bookkeeping Support	Retail Trade
Entrepreneur Support	Marketing and Product Development	Arts and Crafts
Entrepreneur Support	COVID19 - Bookkeeping Support	Professional, Scientific and Technical Services
Entrepreneur Support	Marketing and Product Development	Travel and Tourism
Entrepreneur Support	COVID19 - Bookkeeping Support	Travel and Tourism
Entrepreneur Support	Start-Up Funding	Retail Trade
Micro-Business	Tools, Equipment and Raw Materials	Arts and Crafts
Micro-Business	Other Self-Employment	Educational Services
Entrepreneur Support	COVID19 - Business Pivot Support	Business Services
Entrepreneur Support	COVID19 - Bookkeeping Support	Professional, Scientific and Technical Services
Micro-Business	Tools, Equipment and Raw Materials	Arts and Crafts
Micro-Business	Tools, Equipment and Raw Materials	Arts and Crafts
Entrepreneur Support	COVID19 - Business Pivot Support	Travel and Tourism
Entrepreneur Support	COVID19 - Business Pivot Support	Educational Services
Entrepreneur Support	COVID19 - Bookkeeping Support	Retail Trade
Micro-Business	Other Self-Employment	Arts and Crafts
Entrepreneur Support	COVID19 - Bookkeeping Support	Fisheries
Entrepreneur Support	COVID19 - PPE Materials and Assembly	Manufacturing
Community Economic Development	COVID19 - PPE Materials and Assembly	Arts and Crafts
Entrepreneur Support	Operational Support	Business Services
Entrepreneur Support	Marketing and Product Development	Travel and Tourism
Entrepreneur Support	Marketing and Product Development	Arts and Crafts
Entrepreneur Support	Start-Up Funding	Other Services
Micro-Business	Tools, Equipment and Raw Materials	Arts and Crafts
Micro-Business	Tools, Equipment and Raw Materials	Other Services
Entrepreneur Support	COVID19 - Bookkeeping Support	Retail Trade
Entrepreneur Support	COVID19 - Bookkeeping Support	Other Services
Entrepreneur Support	Marketing and Product Development	Business Services

214	238	105	Nguyen, Thao (o/a YK Nails and Beauty)	Yellowknife	\$4,203
215	239	106	Nitsiza, Charlie	Whati	\$40,000
216	240	107	Norman, Sean (o/a Aurora Chaser)	Yellowknife	\$1,350
217	241	108	North of 60 Aurora Adventures Inc.	Yellowknife	\$23,000
-	242	109	North of 60 Aurora Adventures Inc.	Yellowknife	\$7,500
218	243	110	North Star Adventures Ltd.	Yellowknife	\$50,000
219	244	111	NWT Brewing Company Ltd.	Yellowknife	\$25,000
220	245	112	NWT Fish Company Ltd.	Yellowknife	\$7,790
-	246	113	NWT Fish Company Ltd.	Yellowknife	\$7,065
221	247	114	Yellowknife Glass Recyclers Co-operative Limited ( o/a Old Town Glassworks)	Yellowknife	\$4,713
222	248	115	Olson, Jake (o/a YK Gold and Silver)	Yellowknife	\$18,000
-	249	116	Olson, Jake (o/a YK Gold and Silver)	Yellowknife	\$7,335
223	250	117	Paul Bros NEXTreme Inc.	Yellowknife	\$25,000
-	251	118	Paul Bros NEXTreme Inc.	Yellowknife	\$7,500
224	252	119	Paul-Drover, Kathy	Yellowknife	\$1,000
225	253	120	Payne, Keegen (o/a YZF Tech Repairs)	Yellowknife	\$2,160
226	254	121	PH8 Studio Ltd.	Yellowknife	\$7,000
227	255	122	PlanIt North Inc.	Yellowknife	\$7,500
228	256	123	Pokiak, Myrna (o/a Alappaa)	Yellowknife	\$3,000
229	257	124	Portman, Elizabeth	Yellowknife	\$3,000
230	258	125	Rehak, Martin (o/a Martin Rehak)	Yellowknife	\$5,000
231	259	126	Roberts, Harrison	Yellowknife	\$9,000
232	260	127	Robertson, Keith	Yellowknife	\$5,000
-	261	128	Robertson, Keith	Yellowknife	\$2,000
233	262	129	Ryan, Gregory	Yellowknife	\$20,000
234	263	130	Sera Inc.	Yellowknife	\$3,750
235	264	131	Shakti Yoga & Fitness Ltd.	Yellowknife	\$5,000
236	265	132	Skelton, Jennifer (o/a Repose)	Yellowknife	\$11,597
237	266	133	Snippets Beauty Salon	Yellowknife	\$2,214
238	267	134	507303 NWT Inc. (o/a Sonny Aurora Tours)	Yellowknife	\$1,440
239	268	135	Stawnichy, Alicia (o/a Alicia's Sewing Studio)	Yellowknife	\$918
240	269	136	Summit Roofing Ltd.	Yellowknife	\$3,600
241	270	137	Taiga Sports Fishing Ltd. (o/a Blachford Lake Lodge)	Yellowknife	\$50,000
-	271	138	Taiga Sports Fishing Ltd. (o/a Blachford Lake Lodge)	Yellowknife	\$7,500
242	272	139	The J Group Ltd. (o/a Peterson's Point Lake Lodge)	Yellowknife	\$25,000
-	273	140	The J Group Ltd. (o/a Peterson's Point Lake Lodge)	Yellowknife	\$2,100
243	274	141	Tłıchq Government	Behchokq	\$5,000
-	275	142	Tłıchq Government	Behchokq	\$14,538
-	276	143	Tłıchq Government	Behchokq	\$5,600
244	277	144	Trinity Tactical Consulting Ltd.	Yellowknife	\$4,500
245	278	145	True North Safaris Ltd.	Yellowknife	\$7,500



Entrepreneur Support	COVID19 - Bookkeeping Support	Other Services
Entrepreneur Support	Asset Acquisition	Accommodation and Food Services
Entrepreneur Support	COVID19 - Bookkeeping Support	Travel and Tourism
Entrepreneur Support	Marketing and Product Development	Travel and Tourism
Entrepreneur Support	COVID19 - Bookkeeping Support	Travel and Tourism
Entrepreneur Support	COVID19 - Operational Support	Travel and Tourism
Entrepreneur Support	COVID19 - Business Pivot Support	Accommodation and Food Services
Entrepreneur Support	COVID19 - PPE Materials and Assembly	Fisheries
Entrepreneur Support	COVID19 - Bookkeeping Support	Fisheries
Entrepreneur Support	COVID19 - Business Pivot Support	Retail Trade
Entrepreneur Support	Marketing and Product Development	Retail Trade
Entrepreneur Support	COVID19 - Bookkeeping Support	Real Estate and Rental and Leasing
Entrepreneur Support	COVID19 - PPE Materials and Assembly	Manufacturing
Entrepreneur Support	COVID19 - Bookkeeping Support	Manufacturing
Micro-Business	COVID19 - PPE Materials and Assembly	Arts and Crafts
Entrepreneur Support	COVID19 - Bookkeeping Support	Professional, Scientific and Technical Services
Entrepreneur Support	COVID19 - Business Pivot Support	Other Services
Entrepreneur Support	COVID19 - Bookkeeping Support	Professional, Scientific and Technical Services
Micro-Business	Film Making	Film
Micro-Business	Tools, Equipment and Raw Materials	Arts and Crafts
Entrepreneur Support	Marketing and Product Development	Arts and Crafts
Entrepreneur Support	COVID19 - Business Pivot Support	Arts and Crafts
Entrepreneur Support	Film Development and Production	Film
Entrepreneur Support	Film Development and Production	Film
Entrepreneur Support	Film Sponsorship	Film
Entrepreneur Support	COVID19 - Bookkeeping Support	Real Estate and Rental and Leasing
Entrepreneur Support	COVID19 - Business Pivot Support	Entertainment and Recreation
Entrepreneur Support	COVID19 - Business Pivot Support	Business Services
Entrepreneur Support	COVID19 - Bookkeeping Support	Other Services
Entrepreneur Support	COVID19 - Bookkeeping Support	Travel and Tourism
Entrepreneur Support	COVID19 - PPE Materials and Assembly	Manufacturing
Entrepreneur Support	COVID19 - Bookkeeping Support	Construction
Entrepreneur Support	COVID19 - Operational Support	Travel and Tourism
Entrepreneur Support	COVID19 - Bookkeeping Support	Travel and Tourism
Entrepreneur Support	COVID19 - Bookkeeping Support	Travel and Tourism
Entrepreneur Support	COVID19 - Bookkeeping Support	Travel and Tourism
Entrepreneur Support	COVID19 - PPE Materials and Assembly	Arts and Crafts
Sector Support	Sector Research Support	Travel and Tourism
Entrepreneur Support	Marketing and Product Development	Arts and Crafts
Entrepreneur Support	COVID19 - Bookkeeping Support	Professional, Scientific and Technical Services
Entrepreneur Support	COVID19 - Bookkeeping Support	Travel and Tourism

246	279	146	Trustwell Marketing Inc.	Yellowknife	\$7,895
247	280	147	Vaillancourt, Stephanie (o/a Fish on the Bay)	Yellowknife	\$1,350
-	281	148	Vaillancourt, Stephanie (o/a Fish on the Bay)	Yellowknife	\$587
248	282	149	Visual Effects Ltd.	Yellowknife	\$3,638
249	283	150	Walden, Jennifer	Yellowknife	\$2,000
-	284	151	Walden, Jennifer	Yellowknife	\$2,062
-	285	152	Walden, Jennifer	Yellowknife	\$5,000
250	286	153	Wallis, Carla	Yellowknife	\$1,000
251	287	154	Wellspring Therapies	Yellowknife	\$4,100
252	288	155	Williah, Leon	Behchokq	\$5,000
253	289	156	Yellow Dog Lodge Inc.	Yellowknife	\$12,828
-	290	157	Yellow Dog Lodge Inc.	Yellowknife	\$2,351
254	291	158	Yellowknife Chamber of Commerce	Yellowknife	\$25,000
-	292	159	Yellowknife Chamber of Commerce	Yellowknife	\$20,000
255	293	160	Yellowknife Condominium Services Ltd.	Yellowknife	\$7,500
256	294	161	Yellowknife Outdoor Adventures Ltd.	Yellowknife	\$7,500
-	295	162	Yellowknife Outdoor Adventures Ltd.	Yellowknife	\$50,000
257	296	163	Yellowknife Racquet Club Ltd.	Yellowknife	\$3,142
258	297	164	Yellowknife Tours Ltd.	Yellowknife	\$50,000
259	298	165	Yellowknife Vacations Ltd.	Yellowknife	\$2,385
260	299	166	Yellowknives Dene First Nation	N'Dilo	\$5,000
261	300	167	YYZ Travel North Inc.	Yellowknife	\$6,602

**\$1,729,955****NWT-wide**

Unique	Overall	Region	Business Name	Community	Total \$ Disbursed
262	301	1	Aurora College	Inuvik	\$25,000
263	302	2	Denendeh Development Corporation	Yellowknife	\$50,000
264	303	3	NWT & Nunavut Construction Association	Yellowknife	\$5,244
265	304	4	NWT Chamber of Commerce	Yellowknife	\$20,000
-	305	5	NWT Chamber of Commerce	Yellowknife	\$26,275
266	306	6	NWT Community Futures Association	Yellowknife	\$4,000
267	307	7	The NWT Professional Media Association	Yellowknife	\$17,500
268	308	8	Western Arctic Moving Pictures	Yellowknife	\$20,000

**\$168,019**

	Entrepreneur Support	Start-Up Funding	Retail Trade
	Entrepreneur Support	COVID19 - Bookkeeping Support	Fisheries
	Entrepreneur Support	Marketing and Product Development	Fisheries
	Entrepreneur Support	COVID19 - Bookkeeping Support	Retail Trade
	Micro-Business	Other Self-Employment	Arts and Crafts
	Micro-Business	Tools, Equipment and Raw Materials	Arts and Crafts
	Entrepreneur Support	Film Marketing and Promotion	Film
	Micro-Business	COVID19 - PPE Materials and Assembly	Arts and Crafts
	Entrepreneur Support	COVID19 - PPE Materials and Assembly	Health Care and Social Assistance
	Micro-Business	Tools, Equipment and Raw Materials	Traditional Harvesting
	Entrepreneur Support	COVID19 - Business Pivot Support	Travel and Tourism
	Entrepreneur Support	COVID19 - Bookkeeping Support	Travel and Tourism
	Community Economic Development	Community Events	Business Services
	Community Economic Development	Plans and Planning	Business Services
	Entrepreneur Support	COVID19 - Bookkeeping Support	Real Estate and Rental and Leasing
	Entrepreneur Support	COVID19 - Bookkeeping Support	Travel and Tourism
	Entrepreneur Support	COVID19 - Operational Support	Travel and Tourism
	Community Economic Development	COVID19 - PPE Materials and Assembly	Entertainment and Recreation
	Entrepreneur Support	COVID19 - Operational Support	Travel and Tourism
	Entrepreneur Support	COVID19 - Bookkeeping Support	Travel and Tourism
	Entrepreneur Support	COVID19 - PPE Materials and Assembly	Arts and Crafts
	Entrepreneur Support	COVID19 - Bookkeeping Support	Travel and Tourism

	Program	Category	Primary Sector
	Community Economic Development	COVID19 - Business Pivot Support	Information and Cultural Industries
	Community Economic Development	Plans and Planning	Business Services
	Community Economic Development	Develop Infrastructure	Construction
	Community Economic Development	COVID19 - Business Pivot Support	Business Services
	Community Economic Development	COVID19 - Business Pivot Support	Business Services
	Community Economic Development	Access to Business Information	Business Services
	Community Economic Development	Access to Business Information	Film
	Community Economic Development	Community Events	Film

Sahtu					
Unique <sup>a</sup>	Overall	Region	Business Name	Community	Total \$ Disbursed
269	309	1	Alberta, Dorothy (o/a Willow Crescent Quilting)	Norman Wells	\$1,000
-	310	2	Alberta, Dorothy (o/a Willow Crescent Quilting)	Norman Wells	\$3,600
270	311	3	Ayoni Keh <sup>o</sup> Land Corporation	Colville Lake	\$10,000
271	312	4	Behdzi Ahda First Nation	Colville Lake	\$1,000
272	313	5	Behdzi Ahda First Nation	Colville Lake	\$25,000
273	314	6	Berah Gutone Tue Enterprises Ltd.	Colville Lake	\$16,623
274	315	7	Bernarde, Shirley	Tulita	\$4,345
275	316	8	BJ Services Limited	Tulita	\$6,750
276	317	9	Caesar, Lawrence J.	Fort Good Hope	\$5,000
277	318	10	Canoe North Adventures (Al Pace & Lin Ward)	Norman Wells	\$15,000
278	319	11	Deline Contracting Ltd.	Délıne	\$24,000
279	320	12	Deline Got <sup>o</sup> ine Government	Délıne	\$2,000
-	321	13	Deline Got <sup>o</sup> ine Government	Délıne	\$7,560
280	322	14	Elemie, Rose Mary	Délıne	\$4,000
281	323	15	Ellton, Enos	Fort Good Hope	\$5,000
282	324	16	Erutse, Valerie	Fort Good Hope	\$3,015
-	325	17	Erutse, Valerie	Fort Good Hope	\$1,985
283	326	18	Grandjambe, Jacinta	Fort Good Hope	\$1,000
284	327	19	Incorporated Hamlet of Tulita	Tulita	\$2,000
285	328	20	Jackson, Wilfred (o/a Jackson's Bed & Breakfast)	Fort Good Hope	\$13,218
286	329	21	Kasho Gotine Charter Community	Fort Good Hope	\$1,000
287	330	22	Kelly, Peter Robinson	Fort Good Hope	\$5,000
288	331	23	Kenny, Christine	Délıne	\$4,000
289	332	24	Kenny, Hughie	Délıne	\$5,000
290	333	25	Kochon, Joseph	Colville Lake	\$1,184
291	334	26	Kochon, Martina	Colville Lake	\$5,000
292	335	27	Kochon, Richard	Colville Lake	\$5,000
293	336	28	Kochon, Ryan	Colville Lake	\$5,000
294	337	29	Kochon, Trudy	Colville Lake	\$3,000
295	338	30	Kummer, Jerrod (o/a Kummer's Recycling & Repairs)	Norman Wells	\$5,000
296	339	31	Kunkel, Mary Jane	Tulita	\$4,000
297	340	32	Lafferty, Jennifer	Colville Lake	\$5,000
298	341	33	MacKay Range Development Corporation	Tulita	\$7,500
299	342	34	Mackeinzo, Edith	Délıne	\$4,000
300	343	35	Manuel, Denise	Fort Good Hope	\$2,590
301	344	36	Manuel, Linda	Colville Lake	\$2,196
302	345	37	McNeely's Mechanical Services	Fort Good Hope	\$12,730
303	346	38	MeckCon Services Ltd.	Délıne	\$25,000
-	347	39	MeckCon Services Ltd.	Délıne	\$7,200
304	348	40	Minder, Margrit	Norman Wells	\$5,000
305	349	41	Ne'Rahten Development Ltd.	Fort Good Hope	\$20,000
306	350	42	Neyelle, Bernice	Délıne	\$5,000

	Program	Category	Primary Sector
	Micro-Business	COVID19 - PPE Materials and Assembly	Arts and Crafts
	Entrepreneur Support	COVID19 - Bookkeeping Support	Arts and Crafts
	Sector Support	Sector Research Support	Public Administration
	Micro-Business	COVID19 - PPE Materials and Assembly	Arts and Crafts
	Entrepreneur Support	Operational Support	Public Administration
	Entrepreneur Support	Operational Support	Accommodation and Food Services
	Micro-Business	Tools, Equipment and Raw Materials	Arts and Crafts
	Entrepreneur Support	COVID19 - Bookkeeping Support	Accommodation and Food Services
	Micro-Business	Tools, Equipment and Raw Materials	Traditional Harvesting
	Entrepreneur Support	Operational Support	Travel and Tourism
	Entrepreneur Support	Operational Support	Construction
	Micro-Business	COVID19 - PPE Materials and Assembly	Arts and Crafts
	Community Economic Development	Plans and Planning	Public Administration
	Micro-Business	Tools, Equipment and Raw Materials	Arts and Crafts
	Micro-Business	Tools, Equipment and Raw Materials	Traditional Harvesting
	Micro-Business	Tools, Equipment and Raw Materials	Arts and Crafts
	Micro-Business	Tools, Equipment and Raw Materials	Arts and Crafts
	Micro-Business	COVID19 - PPE Materials and Assembly	Arts and Crafts
	Micro-Business	COVID19 - PPE Materials and Assembly	Arts and Crafts
	Entrepreneur Support	Operational Support	Accommodation and Food Services
	Micro-Business	COVID19 - PPE Materials and Assembly	Arts and Crafts
	Micro-Business	Tools, Equipment and Raw Materials	Traditional Harvesting
	Micro-Business	Tools, Equipment and Raw Materials	Arts and Crafts
	Micro-Business	Tools, Equipment and Raw Materials	Traditional Harvesting
	Micro-Business	Tools, Equipment and Raw Materials	Traditional Harvesting
	Micro-Business	Tools, Equipment and Raw Materials	Traditional Harvesting
	Micro-Business	Tools, Equipment and Raw Materials	Traditional Harvesting
	Micro-Business	Tools, Equipment and Raw Materials	Traditional Harvesting
	Micro-Business	Tools, Equipment and Raw Materials	Traditional Harvesting
	Micro-Business	Tools, Equipment and Raw Materials	Arts and Crafts
	Micro-Business	Other Self-Employment	Construction
	Micro-Business	Tools, Equipment and Raw Materials	Arts and Crafts
	Micro-Business	Tools, Equipment and Raw Materials	Traditional Harvesting
	Entrepreneur Support	COVID19 - Bookkeeping Support	Public Administration
	Micro-Business	Tools, Equipment and Raw Materials	Arts and Crafts
	Micro-Business	Tools, Equipment and Raw Materials	Arts and Crafts
	Micro-Business	Tools, Equipment and Raw Materials	Traditional Harvesting
	Entrepreneur Support	Asset Acquisition	Construction
	Entrepreneur Support	Asset Acquisition	Construction
	Entrepreneur Support	COVID19 - Bookkeeping Support	Construction
	Micro-Business	Tools, Equipment and Raw Materials	Arts and Crafts
	Entrepreneur Support	Operational Support	Construction
	Micro-Business	Tools, Equipment and Raw Materials	Arts and Crafts

307	351	43	Neyelle, Morris	Délnę	\$3,250
308	352	44	Norman Wells Historical Society	Norman Wells	\$2,570
-	353	45	Norman Wells Historical Society	Norman Wells	\$7,500
309	354	46	Norman Wells Land Corporation	Norman Wells	\$16,000
310	355	47	Norn-Lennie, Nancy	Tulita	\$5,000
311	356	48	Northbound Contractors Ltd.	Norman Wells	\$25,000
312	357	49	Northridge Contracting Ltd.	Norman Wells	\$25,000
-	358	50	Northridge Contracting Ltd.	Norman Wells	\$5,000
313	359	51	North-Wright Airways Ltd.	Norman Wells	\$14,121
-	360	52	North-Wright Airways Ltd.	Norman Wells	\$12,544
314	361	53	NWT Arts & Agriculture Society	Norman Wells	\$3,000
315	362	54	Pierrot, Brenda	Fort Good Hope	\$5,000
316	363	55	Pope, Stuart	Norman Wells	\$5,000
317	364	56	Popko, Richard	Norman Wells	\$5,000
318	365	57	Rampart Rentals Ltd.	Norman Wells	\$15,904
319	366	58	River Bend Motel Inc.	Fort Good Hope	\$25,000
-	367	59	River Bend Motel Inc.	Fort Good Hope	\$2,710
320	368	60	Roche, Kevin (o/a Keson Electrical)	Délnę	\$6,750
-	369	61	Roche, Kevin (o/a Keson Electrical)	Délnę	\$19,040
321	370	62	Taniton, Alfred	Délnę	\$5,000
322	371	63	Tayag, Peter (o/a Vinzele Cleaning Services)	Norman Wells	\$4,770
323	372	64	Taylor, Cathy	Délnę	\$2,180
324	373	65	Tee Jay Contracting Inc.	Fort Good Hope	\$6,750
325	374	66	Tourism Tulita Incorporated	Tulita	\$75,000
326	375	67	Town of Norman Wells	Norman Wells	\$24,000
327	376	68	Tulita Dene Band	Tulita	\$13,171
328	377	69	Tutcho, Cecilia	Délnę	\$4,000
329	378	70	Tutcho, Marlene	Délnę	\$4,000
330	379	71	Tutcho, Sharon	Colville Lake	\$2,600
331	380	72	Vital, Mary Ann	Délnę	\$4,000
332	381	73	Walker, Drayton (o/a J & D Ditchers)	Norman Wells	\$14,150
-	382	74	Walker, Drayton (o/a J & D Ditchers)	Norman Wells	\$7,500
333	383	75	Whiteman, Doug (o/a Green Enterprise Northwest Territories)	Norman Wells	\$3,330
-	384	76	Whiteman, Doug (o/a Green Enterprise Northwest Territories)	Norman Wells	\$25,000
334	385	77	Wright-Bird, Judith	Tulita	\$1,000
335	386	78	Wright-Bird, Judith (o/a Wright's Convenience Store)	Tulita	\$12,830
336	387	79	Yakeleya, Danny	Tulita	\$5,000
337	388	80	Yakeleya, Jane	Tulita	\$5,000
338	389	81	Yamouri Inn Ltd.	Norman Wells	\$25,000

**\$739,166**

	Micro-Business	Tools, Equipment and Raw Materials	Arts and Crafts
	Entrepreneur Support	Operational Support	Travel and Tourism
	Entrepreneur Support	COVID19 - Bookkeeping Support	Travel and Tourism
	Sector Support	Sector Research Support	Public Administration
	Micro-Business	Tools, Equipment and Raw Materials	Arts and Crafts
	Entrepreneur Support	Operational Support	Construction
	Entrepreneur Support	Operational Support	Construction
	Entrepreneur Support	COVID19 - Bookkeeping Support	Construction
	Entrepreneur Support	Marketing and Product Development	Travel and Tourism
	Entrepreneur Support	Asset Acquisition	Travel and Tourism
	Entrepreneur Support	COVID19 - PPE Materials and Assembly	Arts and Crafts
	Micro-Business	Tools, Equipment and Raw Materials	Arts and Crafts
	Micro-Business	Tools, Equipment and Raw Materials	Traditional Harvesting
	Micro-Business	Tools, Equipment and Raw Materials	Traditional Harvesting
	Entrepreneur Support	Operational Support	Retail Trade
	Entrepreneur Support	Operational Support	Accommodation and Food Services
	Entrepreneur Support	COVID19 - Bookkeeping Support	Accommodation and Food Services
	Entrepreneur Support	COVID19 - Bookkeeping Support	Construction
	Entrepreneur Support	Asset Acquisition	Construction
	Micro-Business	Tools, Equipment and Raw Materials	Traditional Harvesting
	Micro-Business	Tools, Equipment and Raw Materials	Other Services
	Micro-Business	Tools, Equipment and Raw Materials	Arts and Crafts
	Entrepreneur Support	COVID19 - Bookkeeping Support	Construction
	Strategic Investment	Strategic Investment	Travel and Tourism
	Community Economic Development	Plans and Planning	Public Administration
	Entrepreneur Support	Operational Support	Real Estate and Rental and Leasing
	Micro-Business	Tools, Equipment and Raw Materials	Arts and Crafts
	Micro-Business	Tools, Equipment and Raw Materials	Arts and Crafts
	Micro-Business	Tools, Equipment and Raw Materials	Arts and Crafts
	Micro-Business	Tools, Equipment and Raw Materials	Arts and Crafts
	Entrepreneur Support	Operational Support	Other Services
	Entrepreneur Support	COVID19 - Bookkeeping Support	Other Services
	Entrepreneur Support	COVID19 - Bookkeeping Support	Other Services
	Entrepreneur Support	Operational Support	Other Services
	Entrepreneur Support	COVID19 - PPE Materials and Assembly	Arts and Crafts
	Entrepreneur Support	Operational Support	Retail Trade
	Micro-Business	Prospector Support Program	Mining and Mineral Exploration
	Micro-Business	Tools, Equipment and Raw Materials	Arts and Crafts
	Entrepreneur Support	Operational Support	Accommodation and Food Services



South Slave					
Unique	Overall	Region	Business Name	Community	Total \$ Disbursed
339	390	1	4928 NWT Ltd. (o/a Poison Graphics)	Hay River	\$75,000
340	391	2	4947 NWT Ltd. (o/a Fort Smith Metis Council)	Fort Smith	\$7,500
341	392	3	506511 NWT Inc. (o/a Sundog Maintenance Services)	Fort Smith	\$1,418
342	393	4	507608 NWT Ltd (o/a The Rusty Raven Gallery and Gi	Fort Smith	\$7,500
343	394	5	5366 NWT Ltd. (o/a Lou's Small Engine (2003))	Fort Smith	\$7,500
344	395	6	5707 NWT Ltd. (o/a La Dee Dah Boutique)	Hay River	\$4,680
345	396	7	5730 NWT Ltd. (o/a Super A Foods Hay River)	Enterprise	\$25,000
346	397	8	6385 N.W.T. LTD. (Choice North Farms)	Hay River	\$17,500
-	398	9	6385 N.W.T. LTD. (Choice North Farms)	Hay River	\$5,580
347	399	10	994481 NWT Ltd. (o/a Fort Smith Metis Council)	Fort Smith	\$7,500
348	400	11	Andy's Auto Services Ltd.	Hay River	\$5,505
349	401	12	Aurora Heat, Inc.	Fort Smith	\$7,470
350	402	13	Bailey, Garry (o/a Blazes Trucking)	Fort Resolution	\$6,750
351	403	14	Baton, Erma	Fort Smith	\$1,309
352	404	15	Beck, Devon	Fort Resolution	\$4,800
353	405	16	Benoit, Mark (o/a Benoit's Farms)	Hay River	\$1,687
354	406	17	Benoit, Mila (o/a Northern Escape)	Hay River	\$4,060
355	407	18	Big River Service Centre LLP	Fort Providence	\$25,000
356	408	19	Blade's Construction Ltd.	Fort Smith	\$7,500
357	409	20	Blue Raven Ventures Ltd.	Hay River	\$7,500
358	410	21		Fort Smith	\$21,374
-	411	22	Blyth and Bathe Inc.	Fort Smith	\$2,835
359	412	23	Boden Farms Inc.	Hay River	\$3,240
360	413	24	Bond, Joseph	Fort Providence	\$5,000
361	414	25	Bonnetrouge, Rose	Fort Providence	\$1,600
362	415	26	Bourke, Maxine	Hay River	\$2,100
363	416	27	Bourke, Rosalie	Fort Smith	\$2,422
364	417	28	Bourque, Justin (o/a A.I. Plumbing + Heating)	Fort Smith	\$2,100
365	418	29	BP Financial Services Ltd.	Enterprise	\$7,724
366	419	30	Brave Adventures Ltd.	Hay River	\$7,018
367	420	31	Buckley, Dorothy	Hay River Reserve	\$4,954
368	421	32	Burnstad, Sharon	Hay River	\$1,000
369	422	33	Canada North Agencies Ltd.	Fort Smith	\$2,970
370	423	34	Carter Air Service (o/a Nonacho Lake Fishing Camp)	Hay River	\$7,500
371	424	35	Collaborative Innovations Inc.,	Hay River	\$7,500
372	425	36	CPOW Productions Ltd.	Fort Smith	\$6,930
373	426	37	Daniels, Melissa	Fort Smith	\$1,500
374	427	38	Deninu K'ue Holdings Ltd.	Fort Resolution	\$25,000
-	428	39	Deninu K'ue Holdings Ltd.	Fort Resolution	\$6,750
375	429	40	DeWolf, Christine (o/a DeWolf Artworks)	Fort Smith	\$1,050
376	430	41	Digaa Enterprises Ltd.	Fort Providence	\$4,000

	Program	Category	Primary Sector
	Strategic Investment	Strategic Investment	Manufacturing
	Entrepreneur Support	COVID19 - Bookkeeping Support	Business Services
	Entrepreneur Support	COVID19 - Bookkeeping Support	Construction
	Entrepreneur Support	COVID19 - Bookkeeping Support	Retail Trade
	Entrepreneur Support	COVID19 - Bookkeeping Support	Business Services
	Entrepreneur Support	Start-Up Funding	Retail Trade
	Entrepreneur Support	Start-Up Funding	Retail Trade
	Entrepreneur Support	Marketing and Product Development	Agriculture
	Entrepreneur Support	COVID19 - Bookkeeping Support	Agriculture
	Entrepreneur Support	COVID19 - Bookkeeping Support	Forestry and Logging
	Entrepreneur Support	COVID19 - Bookkeeping Support	Other Services
	Entrepreneur Support	COVID19 - Bookkeeping Support	Retail Trade
	Entrepreneur Support	COVID19 - Bookkeeping Support	Transportation and Warehousing
	Micro-Business	Tools, Equipment and Raw Materials	Arts and Crafts
	Micro-Business	Tools, Equipment and Raw Materials	Traditional Harvesting
	Entrepreneur Support	COVID19 - Bookkeeping Support	Agriculture
	Micro-Business	Other Self-Employment	Travel and Tourism
	Entrepreneur Support	Operational Support	Retail Trade
	Entrepreneur Support	COVID19 - Bookkeeping Support	Construction
	Entrepreneur Support	COVID19 - Bookkeeping Support	Transportation and Warehousing
	Entrepreneur Support	COVID19 - Business Pivot Support	Educational Services
	Entrepreneur Support	COVID19 - Bookkeeping Support	Educational Services
	Entrepreneur Support	COVID19 - Bookkeeping Support	Agriculture
	Micro-Business	Other Self-Employment	Transportation and Warehousing
	Micro-Business	Tools, Equipment and Raw Materials	Arts and Crafts
	Micro-Business	Tools, Equipment and Raw Materials	Arts and Crafts
	Micro-Business	Tools, Equipment and Raw Materials	Arts and Crafts
	Entrepreneur Support	Marketing and Product Development	Construction
	Entrepreneur Support	Start-Up Funding	Business Services
	Entrepreneur Support	COVID19 - Bookkeeping Support	Other Services
	Micro-Business	Tools, Equipment and Raw Materials	Arts and Crafts
	Micro-Business	COVID19 - PPE Materials and Assembly	Arts and Crafts
	Entrepreneur Support	COVID19 - Bookkeeping Support	Accommodation and Food Services
	Entrepreneur Support	COVID19 - Bookkeeping Support	Travel and Tourism
	Entrepreneur Support	COVID19 - Bookkeeping Support	Business Services
	Entrepreneur Support	COVID19 - Bookkeeping Support	Construction
	Micro-Business	Tools, Equipment and Raw Materials	Retail Trade
	Entrepreneur Support	Asset Acquisition	Retail Trade
	Entrepreneur Support	COVID19 - Bookkeeping Support	Retail Trade
	Entrepreneur Support	Start-Up Funding	Arts and Crafts
	Entrepreneur Support	Start-Up Funding	Management of Companies and Enterprises

-	431	42	Digaa Enterprises Ltd.	Fort Providence	\$7,500
377	432	43	Dirty O’Fergie’s Ltd.	Fort Smith	\$6,395
378	433	44	Doherty, Jody R. (o/a Stick Built Construction)	Fort Smith	\$4,583
-	434	45	Doherty, Jody R. (o/a Stick Built Construction)	Fort Smith	\$5,625
379	435	46	Douglas, Michael	Fort Smith	\$5,000
380	436	47	DuCar Manufacturing Ltd.	Hay River	\$2,695
381	437	48	Emes, Brian	Hay River	\$25,000
382	438	49	Farcy, Steven (o/a Built Right Construction)	Fort Providence	\$2,250
383	439	50	Forrest, Lacey	Fort Resolution	\$4,830
384	440	51	Fort Smith Construction NT Ltd.	Fort Smith	\$7,200
385	441	52	Freund, Brandon M.T.(o/a Hayze Electric)	Fort Smith	\$7,500
386	442	53	Gervais, Anna (o/a Northern Hound Supply)	Fort Smith	\$15,000
-	443	54	Gervais, Anna (o/a Northern Hound Supply)	Fort Smith	\$10,000
387	444	55	GFB Ventures Ltd	Hay River	\$5,022
388	445	56	Glaicar, April (o/a April Glaicar Studios)	Hay River	\$6,750
389	446	57	Greenway Holdings Ltd.	Hay River	\$7,500
390	447	58	Hamlet of Fort Resolution	Fort Resolution	\$1,000
391	448	59	Hiebert, Terrence o/a Wild Spirit Contracting,	Hay River	\$2,160
392	449	60	Hudson, Ken	Fort Smith	\$2,500
393	450	61	Kátl’odeeche First Nation	Hay River Reserve	\$10,000
-	451	62	Kátl’odeeche First Nation	Hay River Reserve	\$15,000
394	452	63	Labine, Colette	Fort Smith	\$1,000
395	453	64	Labine, Michel	Fort Smith	\$1,000
-	454	65	Labine, Michel	Fort Smith	\$1,425
396	455	66	Landry, Loretta (o/a Nina & Associates)	Fort Providence	\$2,250
397	456	67	Larocque, Jeela	Hay River	\$2,310
398	457	68	Laye, Trisha	Hay River	\$3,500
399	458	69	Linington, Jamie	Hay River	\$15,000
400	459	70	Linington, Troy	Hay River	\$25,000
401	460	71	MacDonald, Levi	Fort Smith	\$5,000
402	461	72	MacKay, Hazel	Hay River Reserve	\$3,000
403	462	73	MacPherson, Michael	Fort Smith	\$25,000
404	463	74	Martselos Services Ltd.	Fort Smith	\$1,354
405	464	75	McArthur, Taylor	Fort Resolution	\$5,000
406	465	76	McKenzie, Louie (o/a Northern Medical Travel)	Fort Providence	\$3,081
407	466	77	McLeod, Scotty (o/a Steadyflow Plumbing Services)	Fort Providence	\$4,591
408	467	78	McMaster, Sandra	Enterprise	\$4,192
409	468	79	Monster Recreational Products Ltd.	Hay River	\$6,790
-	469	80	Monster Recreational Products Ltd.	Hay River	\$7,425
410	470	81	Moore, Leonard (o/a Leonards Eavestrough & Exteriors)	Hay River	\$7,500
411	471	82	Morgan’s Mechanical Ltd.	Hay River	\$7,500
412	472	83	Northern Healthy Living Inc.	Fort Smith	\$5,976
413	473	84	NSIXTY Trading Company Ltd.	Fort Smith	\$9,051
-	474	85	NSIXTY Trading Company Ltd.	Fort Smith	\$8,103

	Entrepreneur Support	COVID19 - Bookkeeping Support	Construction
	Entrepreneur Support	COVID19 - Bookkeeping Support	Accommodation and Food Services
	Micro-Business	Other Self-Employment	Construction
	Entrepreneur Support	COVID19 - Bookkeeping Support	Construction
	Micro-Business	Tools, Equipment and Raw Materials	Arts and Crafts
	Entrepreneur Support	Start-Up Funding	Manufacturing
	Entrepreneur Support	Asset Acquisition	Fisheries
	Entrepreneur Support	COVID19 - Bookkeeping Support	Construction
	Micro-Business	Tools, Equipment and Raw Materials	Arts and Crafts
	Entrepreneur Support	COVID19 - Bookkeeping Support	Construction
	Entrepreneur Support	COVID19 - Bookkeeping Support	Construction
	Entrepreneur Support	Start-Up Funding	Retail Trade
	Entrepreneur Support	Start-Up Funding	Retail Trade
	Entrepreneur Support	Marketing and Product Development	Travel and Tourism
	Entrepreneur Support	COVID19 - Bookkeeping Support	Arts and Crafts
	Entrepreneur Support	COVID19 - Bookkeeping Support	Accommodation and Food Services
	Community Economic Development	COVID19 - PPE Materials and Assembly	Health Care and Social Assistance
	Entrepreneur Support	COVID19 - Bookkeeping Support	Construction
	Micro-Business	Tools, Equipment and Raw Materials	Arts and Crafts
	Community Economic Development	Community Events	Entertainment and Recreation
	Community Economic Development	Plans and Planning	Public Administration
	Micro-Business	COVID19 - PPE Materials and Assembly	Arts and Crafts
	Micro-Business	COVID19 - PPE Materials and Assembly	Manufacturing
	Micro-Business	Tools, Equipment and Raw Materials	Arts and Crafts
	Entrepreneur Support	COVID19 - Bookkeeping Support	Finance and Insurance
	Micro-Business	Tools, Equipment and Raw Materials	Arts and Crafts
	Micro-Business	Tools, Equipment and Raw Materials	Arts and Crafts
	Entrepreneur Support	Start-Up Funding	Fisheries
	Entrepreneur Support	Asset Acquisition	Fisheries
	Micro-Business	Tools, Equipment and Raw Materials	Arts and Crafts
	Micro-Business	Tools, Equipment and Raw Materials	Arts and Crafts
	Entrepreneur Support	Start-Up Funding	Entertainment and Recreation
	Entrepreneur Support	Marketing and Product Development	Travel and Tourism
	Micro-Business	Other Self-Employment	Construction
	Entrepreneur Support	COVID19 - Bookkeeping Support	Health Care and Social Assistance
	Entrepreneur Support	COVID19 - Bookkeeping Support	Construction
	Micro-Business	Tools, Equipment and Raw Materials	Arts and Crafts
	Entrepreneur Support	Marketing and Product Development	Retail Trade
	Entrepreneur Support	COVID19 - Bookkeeping Support	Retail Trade
	Entrepreneur Support	COVID19 - Bookkeeping Support	Construction
	Entrepreneur Support	COVID19 - Bookkeeping Support	Construction
	Entrepreneur Support	COVID19 - Bookkeeping Support	Accommodation and Food Services
	Entrepreneur Support	Start-Up Funding	Retail Trade
	Entrepreneur Support	COVID19 - Business Pivot Support	Retail Trade

-	475	86	NSIXTY Trading Company Ltd.	Fort Smith	\$2,573
-	476	87	NSIXTY Trading Company Ltd.	Fort Smith	\$1,750
414	477	88	NU Mechanical Inc.	Fort Smith	\$6,618
415	478	89	O & S Mobile Welding Services Ltd.	Hay River	\$4,500
416	479	90	Patterson, Ryan & Froese Farrah (o/a Raine Trucking)	Hay River	\$4,455
417	480	91	Pelican Rapids Developments Ltd.	Fort Smith	\$3,213
-	481	92	Pelican Rapids Developments Ltd.	Fort Smith	\$20,454
418	482	93	Penney, Nicole	Hay River	\$6,762
419	483	94	Piche, Mary Ellen	Fort Smith	\$2,240
420	484	95	Ptarmigan Inn Hotel Ltd.	Hay River	\$11,268
421	485	96	Purchase, Debbie (o/a Debbie's Sewing)	Fort Smith	\$5,040
-	486	97	Purchase, Debbie (o/a Debbie's Sewing)	Fort Smith	\$13,461
-	487	98	Purchase, Debbie (o/a Debbie's Sewing)	Fort Smith	\$2,870
422	488	99	Roots and Ruminants Inc.	Fort Smith	\$2,700
423	489	100	Rovidx Media & Consulting Inc.	Hay River	\$5,400
424	490	101	Sanderson, James E B	Fort Resolution	\$4,800
425	491	102	Sanderson, Jeff	Fort Resolution	\$5,000
426	492	103	Sanderson, Jennifer	Fort Resolution	\$5,000
427	493	104	Satdeo, Harridatt	Hay River	\$3,500
428	494	105	Sunrise Cabinets & Millwork Ltd.	Enterprise	\$7,500
429	495	106	Tambour, Henry	Hay River Reserve	\$5,600
430	496	107	Thebacha Sled Dog Association	Fort Smith	\$3,500
431	497	108	Town of Fort Smith	Fort Smith	\$9,660
-	498	109	Town of Fort Smith	Fort Smith	\$7,280
432	499	110	Town of Hay River	Hay River	\$15,410
433	500	111	Undah Gogha Corporation	Fort Providence	\$50,000
-	501	112	Undah Gogha Corporation	Fort Providence	\$9,162
434	502	113	Unka, Rueben (o/a SSR Contracting)	Fort Resolution	\$5,000
435	503	114	Zapped Electric Ltd.	Hay River	\$7,500

**\$895,800**

			SEED-		<b>\$3,079,740.46</b>
			Covid –		<b>\$1,505,241.36</b>
			Total –		<b>\$4,584,981.82</b>

	Entrepreneur Support	Operational Support	Retail Trade
	Entrepreneur Support	Operational Support	Retail Trade
	Entrepreneur Support	COVID19 - Bookkeeping Support	Construction
	Entrepreneur Support	COVID19 - Bookkeeping Support	Construction
	Entrepreneur Support	COVID19 - Bookkeeping Support	Transportation and Warehousing
	Entrepreneur Support	COVID19 - Bookkeeping Support	Accommodation and Food Services
	Entrepreneur Support	Start-Up Funding	Travel and Tourism
	Entrepreneur Support	Start-Up Funding	Manufacturing
	Micro-Business	Tools, Equipment and Raw Materials	Arts and Crafts
	Entrepreneur Support	COVID19 - Business Pivot Support	Accommodation and Food Services
	Entrepreneur Support	COVID19 - PPE Materials and Assembly	Manufacturing
	Entrepreneur Support	COVID19 - PPE Materials and Assembly	Manufacturing
	Entrepreneur Support	Start-Up Funding	Manufacturing
	Entrepreneur Support	COVID19 - Bookkeeping Support	Agriculture
	Entrepreneur Support	COVID19 - Bookkeeping Support	Information and Cultural Industries
	Micro-Business	Tools, Equipment and Raw Materials	Traditional Harvesting
	Micro-Business	Tools, Equipment and Raw Materials	Traditional Harvesting
	Micro-Business	Tools, Equipment and Raw Materials	Traditional Harvesting
	Micro-Business	Other Self-Employment	Accommodation and Food Services
	Entrepreneur Support	COVID19 - Bookkeeping Support	Manufacturing
	Entrepreneur Support	Asset Acquisition	Forestry and Logging
	Community Economic Development	Community Events	Travel and Tourism
	Community Economic Development	Access to Business Information	Travel and Tourism
	Community Economic Development	Plans and Planning	Public Administration
	Community Economic Development	Plans and Planning	Public Administration
	Community Economic Development	Access to Business Information	Travel and Tourism
	Entrepreneur Support	Asset Acquisition	Public Administration
	Micro-Business	Other Self-Employment	Construction
	Entrepreneur Support	COVID19 - Bookkeeping Support	Construction


## Notes

This image shows a full page of blank, lined paper. It features approximately 28 horizontal blue or grey lines spaced evenly apart, typical of notebook paper. The lines extend across the entire width of the page, leaving small margins at the top and bottom. There are no vertical lines, text, or other markings on the page.







[www.iti.gov.nt.ca](http://www.iti.gov.nt.ca)

